



Hagerstown/Eastern Panhandle Metropolitan Planning Organization



FY 2019—2022 Transportation Improvement Program (TIP)

Adopted April 11, 2018



Transportation Improvement Program - FY 2019-2022

Table of Contents

Information about the TIP	1
TIP Intro	1
Funding Codes by Location	24
Project Summaries without Maps	29
Roadways Category	29
Transit Category	47
Appendices	55
TIP Appendices	55

Hagerstown / Eastern Panhandle Metropolitan Planning Organization

33 West Washington Street, 4th Floor, Suite 402

Hagerstown, MD 21740

Website: www.hepmo.net

Email: info@hepmo.net

FY 2019 – 2022 Transportation Improvement Program

Revision History

Adopted:

April 11, 2019

Revised:

May 16, 2018

July 2, 2018 (Administrative – EPTA)

July 6, 2018 (Administrative – WV DOH)

August 22, 2018

October 17, 2018

December 10, 2018 (Administrative – WV DOH)

January 16, 2019

February 1, 2019 (Administrative – EPTA)

March 20, 2019

May 15, 2019

INTRODUCTION

The Transportation Improvement Program, or TIP, is a short range program of projects, usually 2-4 years and is a prerequisite for federal funding assistance for implementing transportation projects in a metropolitan planning area. The TIP includes highway, public transportation, and other surface transportation projects. It may also include aviation and waterway projects as applicable to a particular region. As stated in the Code of Federal Regulations (CFR) Title 49 Part 1410.324, the designated Metropolitan Planning Organization (MPO) is responsible for advancing the TIP in a metropolitan planning area. The Hagerstown-Eastern Panhandle Metropolitan Planning Organization is the designated MPO (HEPMPO) for the Hagerstown (Martinsburg), MD-WV-PA Urbanized Area. In urbanized areas less than 200,000 population (such as the HEPMPPO), the MPO develops the transportation program in cooperation with each affected State Highway Agency and any involved public transit operator. By rule, the HEPMPPO Interstate Council first adopts the transportation program followed by approval and inclusion into the respective State Transportation Improvement Programs for Maryland and West Virginia. This inclusion follows approval by the appropriate Governor's office.

In July 2012 the President of the United States signed into law a new transportation planning bill known as Moving Ahead for Progress in the 21st Century Act (MAP-21). MAP-21 established new provisions to the metropolitan planning process that are designed to establish a transparent accountable, decision making framework for the MPO to identify multi-modal capital investment and project priorities. In December 2015, the Fixing America's Surface Transportation act (FAST) was passed which continues new performance based planning and programming (PBPP) initiatives for metropolitan transportation planning introduced in MAP-21. Currently, the Federal Highway Administration is in the process of drafting guidance documents for the MPOs. According to the law, once the guidance documents have been released by FHWA, the State Departments of Transportation will have twelve (12) months to develop performance measures and statewide targets. Once the State DOTs have completed their work, the MPOs then have an additional six (6) months to integrate region-specific performance measures and targets into planning documents.

The TIP must be a fiscally balanced listing of projects and must list how each project sponsor plans to implement the project over the next four years. Additionally, the TIP indicates all available public and private revenues and/or resources expected to finance the program including any or all-innovative fiscal techniques to carry out the program. However, if additional or alternate financial resources not initially identified in the TIP become available at a future date, the HEPMPPO may adopt a revision to include other projects or funding strategies. Finally, if funding becomes available in the current fiscal year for a project listed in the program's subsequent years, that project can be advanced (that is, moved forward into the current fiscal year fund cycle) without an amendment or revision with written concurrence from the HEPMPPO.

Federal legislation requires the TIP be available for public input and review in draft form before formal adoption by the MPO. In response, the HEPMPPO Interstate Council has an adopted Public Participation Plan that includes a variety of strategies to engage local constituency such as newspaper publications, e-mail notifications, and visualization techniques (e.g. maps, aerial photography, pictures, or simplified plans depicting a program of projects).

Further, legislation defines the TIP as a short-range four-year priority listing of local, state, and federal projects and strategies consistent with the goals and objectives established in the metropolitan area's Long Range Transportation Plan (LRTP). As is common transportation planning practice, the HEPMPO develops its LRTP through a continuing, cooperative, and comprehensive process (referred to as the 3-C Planning Process). The LRTP considers an intermodal transportation system comprised of two distinct elements: highways and non-highways facilities. The highway element incorporates the preservation, safety, and aesthetic enhancements, of bridges, highways, and streets as well as any new construction projects that are funded in part with federal funds or that projects that are determined to be regionally significant for air quality conformity reasons. The non-highway component includes public transit services and bicycle and pedestrian facilities.

The FY 2019-2022 Transportation Improvement Program (TIP) for the Hagerstown/Eastern Panhandle Metropolitan Planning Organization (HEPMPO) includes projects and improvements for which implementation is anticipated in the next four-year period. Projects programmed in the two years following the official four-year TIP are shown for informational purposes only. The primary interest of the TIP is the current FY projects. Programming of funding for projects is based on a July 1 fiscal year start date. Counties within the HEPMPO area for which projects have been identified in the FY 2019-2022 TIP include: Washington County, MD; Berkeley County, WV and Jefferson County, WV.

Previous legislation regarding metropolitan transportation planning required that the MPO make a conformity determination on any new or amended TIP. However, effective October 24, 2016, the 1997 Primary Annual PM-2.5 National Ambient Air Quality Standards (NAAQS) was revoked in attainment and maintenance areas (see 81 FR 58009). Presently, all three counties in the HEPMPO region are in attainment. Therefore, conformity analysis for the FY 2019-2022 TIP was not required.

While the TIP is primarily intended to identify federally funded projects, regulations also require the identification of regionally significant projects, even if they are funded without federal assistance. Any non-federally funded projects meeting the regional significant criteria have been identified and included in the TIP in Section 6.3.

The following agencies were provided opportunities for input into the development of this document: The West Virginia DOT (WVDOT), Maryland DOT (MDOT), Maryland Transit Administration (MTA), Maryland State Highway Association (SHA), Pennsylvania DOT (Penn DOT), Maryland and WV Federal Highways, the Federal Transit Administration, Washington County Commuter, the Eastern Panhandle Transit Authority (EPTA) and local governments. Other interested parties have been provided opportunity to provide input through HEPMPO's public comment process.

****Disclaimer**** *"The mapping products in this document are for informational purposes and may not have been prepared for, or be suitable for legal, engineering, or surveying purposes. Users of this information should review or consult the primary data and information sources to ascertain the usability of the information."*

GLOSSARY OF ABBREVIATIONS

Agencies (Transportation):

Federal

FHWA	Federal Highway Administration
FTA	Federal Transit Administration
EPA	Environmental Protection Agency

State

MDOT	Maryland Department of Transportation
MDE	Maryland Department of the Environment
MTA	Maryland Transit Administration
SHA	Maryland State Highway Administration
PennDOT	Pennsylvania Department of Transportation
WVDOH	West Virginia Department of Highways
WVDOT	West Virginia Department of Transportation
WVDPT	West Virginia Department of Public Transit
WVDEP	West Virginia Department of Environmental Protection

Local

FCMPO	Franklin County Metropolitan Planning Organization
HEPMPO	Hagerstown/Eastern Panhandle Metropolitan Planning Organization

AQAC	Air Quality Advisory Committee
------	--------------------------------

ISC	Interstate Council
-----	--------------------

L RTP	Long Range Transportation Plan
-------	--------------------------------

TAC	Technical Advisory Committee
-----	------------------------------

Transit

EPTA	Eastern Panhandle Transit Authority
------	-------------------------------------

WCT	Washington County Transit
-----	---------------------------

Federal Funding Types & Other

AC	Advanced Construction
----	-----------------------

ADA	Americans with Disabilities Act
-----	---------------------------------

BR	Bridge Replacement
----	--------------------

BH	Bridge Rehabilitation
----	-----------------------

CAA	Clean Air Act
-----	---------------

CMAQ	Congestion Management & Air Quality
------	-------------------------------------

DPC	Demonstration Project Congestion Relief
-----	---

DPI	TEA 21 High Priority Project
-----	------------------------------

-E	Following Another Funding Type Indicates Enhancement Funds
----	--

EAC	Early Action Compact
-----	----------------------

EB	Equity Bonus
EMRK	Earmark Funding
FA	Federal Aid
HSIP	Highway Safety Improvement Program
HUBT	Highway Bill - Unobligated Balance Transfer
IM	Interstate Maintenance
JARC	Job Access and Reverse Commute
LEP	Limited English Proficiency
MA	Minimum Allocation
NAAQS	National Ambient Air Quality Standards
NCPD	National Corridor Planning and Development
NH	National Highway System
NHPP	National Highway Performance Program
NHST	National Highway System & Surface Transportation Program
NRT	National Recreation Trail
RTP	Recreational Trails Program
RR/HWY	Railroad/Highway Program
SB	Scenic Byway
STBG	Surface Transportation Block Grant
STIP	State Transportation Improvement Program

STP	Surface Transportation Program
SRTS	Safe Routes to School
TAP	Transportation Alternatives Program
TIP	Transportation Improvement Program
Section 5307	FTA Urbanized Area Formula Program
Section 5309	FTA Capital Program
Section 5310	FTA Enhanced Mobility of Seniors and Individuals with Disabilities
Section 5339	FTA Buses and Bus Facilities Grants Program
TCSP	Transportation, Community, and System Preservation Program

Highway Route Designations:

CR	County Route
I, IR	Interstate Route
SR	State Route (also WV or MD)
US	United States Route

Phase of Work:

PP	Project Planning
PE or ENG	Project Engineering, Design

R/W or ROW	Right of Way	TPM	Transportation Performance Measure
CON	Construction	TEA	Transportation Enhancement Act

Other:

ARRA	American Recovery and Reinvestment Act
FAST	Fixing America's Surface Transportation Act
FY	Fiscal Year
I/C	Interchange
I/S	Intersection
MAP-21	Moving Ahead for Progress in the 21 st Century
N/A	Not Applicable
OP	Overpass
SAFETEA-LU	Safe, Accountable, Flexible, Efficient Transportation Equity Act: A Legacy for Users
TAM	Transit Asset Management

MARYLAND PORTION

Maryland Project Selection Process

The Maryland Department of Transportation (MDOT) manages metropolitan and rural area projects programmed in the TIP for Washington County. The MDOT has the authority to obligate federal transportation funding for eligible projects. The MDOT selects projects and provide project information and detail to HEPMPO for MPO consideration and inclusion in the regions TIP. The HEPMPO then works with the local government officials, organizations, special interests and the general public to develop the local TIP through a metropolitan area planning process that is coordinated, cooperative and comprehensive (3C Planning Process).

Project priorities have remained consistent over the last several TIP cycles. Focus has been primarily on system maintenance and preservation. Expansion projects have been limited due to financial constraints.

Maryland Transportation Projects

There are projects in the Washington County portion of the TIP are identified and proposed by the MDOT. These projects are developed and presented by MDOT and MDOT has the final responsibility for selecting, financing, and managing all projects. The HEPMPO planning activities in cooperation with the local governments may help to provide supporting documentation for the transportation projects programmed. There have not been any significant delays in implementing any major projects contained within this TIP.

Maryland Prior Year Obligated Projects

A list of Maryland Highway and Transit project which were outlined in previous TIP years and that have received financial obligation between July 1, 2016 and June 30, 2018 are contained within Appendix F.

Maryland Financial Plan

Federal transportation regulations require the HEPMPO to develop a fiscally balanced metropolitan TIP. Funding sources and cost estimates for professional engineering, right of way acquisition, and construction for programmed projects found in the first two years of the TIP cannot exceed anticipated federal, state, and local resources. Since the regulations do not classify the Hagerstown (Martinsburg) MD-WV-PA as a Transportation Management Area (TMA), an area with a population greater than 200,000, the MDOT must demonstrate financial constraint for each project programmed in the TIP for Washington County in Maryland. The financial considerations are conducted as part of the development of the STIP.

Maryland Public Transportation Programs

Washington County Transit, also known as County Commuter, is the program manager for FTA §5307 Urbanized Formula funds for public transportation in Hagerstown, MD. Washington County, MD is the official recipient of the FTA funding and then, by agreement sub-allocates the

federal funds to the County Commuter. In turn, the County Commuter provides public transit services for the City and eligible surrounding areas. The County Commuter recovers 50% of its operating costs less fare revenues and 80% of its capital improvement and preventive maintenance expenses as well as planning expenditures from FTA. Washington County then provides the County Commuter with cash funds and in-kind services for the remaining expenses as required for local match of the FTA program. With the cooperation of the Maryland Transit Administration, the County Commuter also receives funding for qualifying projects through the FTA §5309 Statewide Grant Program. In the past, the MTA has assisted the County Commuter with matching funds for capital improvements such as vehicle maintenance and replacements under the FTA §5309 Program.

Maryland Federal Aid Highway System Projects

Washington County, like other jurisdictions across the country, receives funding from the Federal Highway Trust Fund to use on designated federal aid highway systems. This funding is generated through user taxes on fuel, tire, and truck and trailer sales. Using their own priority ranking system, Washington County includes federal aid systems in their Capital Improvement Program. Below is a listing of current projects contained in the adopted FY 2018-2027 Washington County Capital Improvement Program. These projects are also included in the TIP as a line item project (W2019-07).

Project Name	Project Description	Funding Fiscal Year	Project Funding Total (000's)	Federal Funding
Crystal Falls Dr Bridge (W3051)	Repair two lane bridge	PE – FY 2015 CON - FY 2017 CON – FY 2018	PE - \$395.3 CON - \$449.0 CON - \$484.0	PE - \$282.8 CON - \$539.0 CON - \$366.0
Keedysville Rd Bridge (W5651)	Rehab stone arch bridge	PE – FY 2015 CON - FY 2017	PE - \$252.5 CON - \$640.0	PE - \$202.0 CON - \$491.0
Poffenberger Rd Bridge (W4011)	Rehab stone arch bridge	CON - FY 2016	CON - \$521.7	CON - \$376.6
Poffenberger Rd Bridge (W4012)	Rehab stone arch bridge	PE - FY 2015 CON – FY 2015	PE - \$202.0 CON - \$1,097.9	PE - \$161.6 CON - \$878.3
Old Roxbury Rd. Bridge (W5372)	Repair two lane bridge	PE-FY 2015 CON – FY 2017 CON – FY 2018	PE - \$600.0 CON - \$1,020.0 CON - \$520.0	PE - \$480.0 CON - \$816.0 CON - \$416.0

		CON – FY 2019 CON – FY 2019	CON - \$1,060.0 CON - \$540.0	CON - \$848.0 CON - \$432.0
Halfway Boulevard Bridges (W0912)	Repair Bridges	PE – FY 2018 CON – FY 2020 CON – FY 2021	PE - \$104.0 CON - \$1,026.0 CON - \$880.0	PE - \$0.0 CON - \$821.0 CON - \$704.0
Slabtown Road Bridge	Bridge Construction	PE – FY 2019 CON – FY 2022 CON – FY 2023	PE - \$200.0 CON - \$1,000.0 CON - \$2,600.0	PE - \$0.0 CON - \$800.0 CON - \$2,035.0

The City of Hagerstown also uses federal funding for projects located within the incorporated limits of the City. Just as Washington County prioritizes their capital projects, the City of Hagerstown also has a Capital Improvement Program (FY 2017-2018) whereby they prioritize projects within City limits. The table below lists capital transportation projects located within the City that they anticipate using federal funding to complete.

Project Name	Project Description	Funding Fiscal Year	Project Funding Total (000's)	Federal Funding
Bridges WH21, WH22, & WH 51 – US 11 (Burhans Blvd.)	Rehabilitation of 3 railroad overpass bridges	PE - FY 2015 CON – FY 2015	PE- \$309.0 CON - \$1,000	PE - \$247.2 CON - \$800

Maryland Projects Between Funding Stages

In addition to the Federal Aid Highway System Projects under which funding is provided to Washington County, MD, the County also programs various highway projects in its Capital Improvement Program using local (non-federal, non-state) funding sources. It is not uncommon for Washington County to program construction dollars over multiple fiscal years for purposes of accruing all needed project funds prior to beginning actual project construction. These projects may be eligible for alternative federal funding (ie competitive grants):

TIP ID	Project Name	Project Description	Funding Fiscal Year	Project Funding Total (000's)	Federal Funding (000's)
W2017-09	Eastern Boulevard Extended	Construct new 4-lane road	PE - FY 2016	PE - \$199.2	PE - \$88.9

WEST VIRGINIA PORTION

West Virginia Project Selection Process

The West Virginia Department of Transportation (WVDOT) manages all metropolitan and rural area projects programmed in the TIP. Projects in the region's TIP are developed in cooperation with the WVDOT. In general, WVDOT selects projects through planning activities conducted by WVDOT and the MPO. Project information and detail is then provided to HEPMPO for MPO consideration and inclusion in the regions TIP. The HEPMPO then works with the local government officials, organizations, special interests and the general public to develop the local TIP. The entire process is conducted using a metropolitan area planning process that is coordinated, cooperative and comprehensive, otherwise known as the 3C Planning Process.

Project priorities have remained consistent over the last several TIP cycles. Focus has been primarily on system maintenance and preservation. Expansion projects have been limited due to financial constraints.

West Virginia Transportation Projects

Projects in the Berkeley and Jefferson County portions of the TIP are identified and proposed by the WVDOT. The projects are developed and presented by WVDOT and they have the final responsibility for selecting, financing, and managing all projects. The HEPMPO planning activities in cooperation with the local governments may help to identify and provide supporting documentation for the transportation projects programmed. Projects proposed through the HEPMPO planning process are considered by WVDOT on a statewide basis and programmed at the discretion of the WVDOT. There have not been any significant delays in implementing any major projects contained within this TIP.

West Virginia Projects Outside of TIP Funding Years

At times it may be necessary for the WV DOT to advise HEPMPO about projects that will be allocated funding in a fiscal year beyond the current four-year funding cycle. The project(s) listed below have had funding identified by the WV DOT and will be amended when the identified dates fall within the four-year window:

B2017-03 – Middleway Bridge – FY 2023 – CON - \$6,119,000 (\$4,895,200 Federal (STP); \$1,223,800 State)

West Virginia Prior Year Obligated Projects

A list of West Virginia Highway and Transit project which were outlined in previous TIP years and that have received financial obligation between July 1, 2016 and June 30, 2018 are contained within Appendix G.

West Virginia Financial Plan

Federal transportation regulations require the HEPMPO to develop a fiscally balanced metropolitan TIP. The FAST Act requires in air quality maintenance or non-attainment areas that projects in the first two years of the TIP be limited to those for which funds are available or committed. Therefore, funding sources and cost estimates for professional engineering, right of way acquisition, and construction for programmed projects found in the first two years of the TIP cannot exceed anticipated federal, state, and local resources. WVDOT and HEPMPO work cooperatively in developing the region's TIP and demonstrating fiscal constraint.

West Virginia Public Transportation Programs

The Eastern Panhandle Transit Authority (EPTA) is the program manager for FTA §5307 Urbanized Formula funds for public transportation in Berkeley and Jefferson counties. EPTA is a direct recipient of the FTA funding. EPTA provides public transit services for the City of Martinsburg and other municipalities and areas within Berkeley and Jefferson counties. In the previous years, EPTA operated under the state's rural transit providers and has received funding for qualifying projects through the FTA §5309 Statewide Grant Program. While under the rural program, the West Virginia Division of Public Transit provided assistance to EPTA with matching funds for capital improvements such as vehicle maintenance and replacements under the FTA §5309 Program. However, since EPTA has been transitioned to a fully funded direct FTA §5307 urban transit system, EPTA will be required to secure more local funding to meet the operating, capital and planning match requirements. Under the urban transit system program status, EPTA recovers 50% of its operating costs less fare revenues and 80% of its capital improvement and preventative maintenance expenses as well as planning expenditures from the FTA funding allocated to them as an urban system. EPTA uses various methods, including advertising and soliciting support from county and municipal governments to offset the remaining funding as required for local match of the FTA program. WVDPT, EPTA and HEPMPO work cooperatively in developing the region's TIP and demonstrating fiscal constraint.

PENNSYLVANIA PORTION

Franklin County Metropolitan Planning Organization

Following the completion of the 2010 Decennial Census, additional areas in Franklin County, PA, including Greencastle, were included in the designated urbanized area of the HEPMPO. A new urbanized area was also designated around the Town of Chambersburg, PA. As a result of the new designations, the Franklin County Metropolitan Planning Organization (FCMPO) was formed. It was the stated desire of the newly designated FCMPO to manage the transportation planning efforts in the entire County of Franklin, including the areas located within the HEPMPO. After much collaboration between the Pennsylvania Department of Transportation (PennDOT), MDOT, FCMPO and HEPMPO, a memorandum of understanding was drafted and signed by the respective MPO chairpersons stating that all planning activities including LRTP development, TIP management, and UPWP planning are to be handled by the FCMPO. In order to maintain a bond between the two MPO's, a reciprocal non-voting member of each organization is invited to attend regular meetings. A copy of the executed MOU is included in Appendix C.

TRANSPORTATION CONFORMITY

*****Effective October 24, 2016, the 1997 Primary Annual PM-2.5 National Ambient Air Quality Standards (NAAQS) was revoked in attainment and maintenance areas (see 81 FR 58009). Presently, all counties within the HEPMPO region are in attainment for all critical pollutants. Therefore, conformity analysis for the FY 2019-2022 TIP is not required*****

The following information, while no longer applicable to HEPMPO, has been kept within the FY 2019-2022 TIP as documentation of past regulations and compliance by the HEPMPO.

Background of Transportation Conformity

The Clean Air Act (CAA) has a lengthy history in the United States. The foremost purpose of the Clean Air Act has been to protect air quality and reduce air pollution. The CAA has been amended several times since its inception with the most recent changes occurring in 1990. Currently, the CAA establishes standards, known as the National Ambient Air Quality Standards (NAAQS), to protect air quality and limit air pollution. These standards are governed by the United States Environmental Protection Agency (EPA) and are periodically reviewed and, when deemed appropriate, revised to improve air quality.

Amendments to the CAA adopted in 1990 tied transportation planning and air quality issues together by requiring that the US Department of Transportation cannot fund, authorize, or approve Federal actions to support programs or projects that are not first found to conform to the Clean Air Act requirements. Federal transportation agencies (mainly FHWA and FTA) regulate transportation conformity through the transportation planning process by requiring a conformity determination be made every three years or when transportation plans or TIPs are updated.

HEPMPO Attainment Status

While the HEPMPO functions as one urbanized unit consisting of three states and four counties, the EPA designated attainment areas in this region are made on county-by-county basis. Portions of the MPO Planning area were designated to be in non-attainment for two of the six defined NAAQS, ozone and fine particulate matter (PM_{2.5}). Franklin County, Pennsylvania has been found to be in attainment for all NAAQS by the EPA.

Ozone

In December 2002, Washington County, Maryland and Berkeley and Jefferson Counties in West Virginia entered into agreements with the EPA to take a proactive approach to reduce air pollution in their respective regions in accordance with the adopted standards for ozone. In April 2004, all three counties were found to be in non-attainment for the new ozone standards but were given a deferred status due to Early Action Compact

(EAC) agreements with the EPA. On April 15, 2008, Washington County, Maryland and Berkeley and Jefferson Counties in West Virginia were designated to attainment for the 8-Hour Ozone NAAQS [Agency / Docket #s EPA-HQ-OAR-2008-0006; FRL-8550-1] after demonstrating compliance through their respective EAC's. However, if changes to the ozone standards are implemented at a more restrictive level in the future, it could result in a re-designation of non-attainment. The MPO staff will continue to monitor the progress of this issue and will respond appropriately.

Fine Particulate Matter (PM_{2.5})

In April 2005, the EPA announced final attainment designations for PM_{2.5} across the country. As part of the process, Washington County, MD and Berkeley County, WV were designated as non-attainment areas for fine particulate matter. With the implementation of these designations, the EPA required all non-attainment areas to demonstrate transportation conformity by April 2006.

In January 2010, the EPA determined that both Washington County, MD and Berkeley County, WV have met the PM_{2.5} standard based on three consecutive years of "clean" monitoring data. Because of this designation, the West Virginia Department of Environmental Protection and the Maryland Department of Environment submitted air quality attainment and maintenance plans (SIPs) to the EPA (on August 5, 2013 and December 12, 2013, respectively).

On November 25, 2014, the EPA approved the State of West Virginia's request to redesignate to attainment the West Virginia portion of the Martinsburg-Hagerstown, WV-MD nonattainment area (the Martinsburg Area or Area) for the 1997 annual fine particulate matter (PM_{2.5}) national ambient air quality standard (NAAQS) [Agency / Docket #s EPA-R03-OAR-2013-0690; FRL-9919-65-Region 3]. The EPA also approved, as a revision to the West Virginia State Implementation Plan (SIP), the associated maintenance plan to show maintenance of the 1997 annual PM_{2.5} NAAQS through 2025 for the Area. As part of the action, the EPA made a determination that the Martinsburg Area continues to attain the 1997 annual PM_{2.5} NAAQS. The maintenance plan includes the 2017 and 2025 PM_{2.5} and nitrogen oxides (NO_x) mobile vehicle emissions budgets (MVEBs) for Berkeley County, West Virginia for the 1997 annual PM_{2.5} NAAQS which EPA approved for transportation conformity purposes. Furthermore, the EPA approved, as a revision to the West Virginia SIP, the 2007 base year emissions inventory for the Area for the 1997 annual PM_{2.5} NAAQS. The actions were taken under the Clean Air Act (CAA).

Subsequently, on December 16, 2014, the EPA approved the State of Maryland's request to redesignate to attainment the Maryland portion of the Martinsburg-Hagerstown, WV-MD Nonattainment Area (Martinsburg Area or Area) for the 1997 annual fine particulate matter (PM_{2.5}) national ambient air quality standard (NAAQS) [Agency / Docket #s EPA-R03-OAR-2014-0281; FRL-9920-42-Region 3]. The Maryland portion of the Martinsburg Area is comprised of Washington County, Maryland. As stated above, the EPA found that the Martinsburg Area attained the standard and continues to attain the standard. In addition, the EPA approved, as a revision to the Maryland State Implementation Plan (SIP), the Washington County maintenance plan to show maintenance of the 1997 annual PM_{2.5} NAAQS through 2025 for the Maryland portion of the Area. The maintenance plan includes the 2017 and 2025 PM_{2.5} and nitrogen oxides (NO_x) mobile vehicle emissions budgets (MVEBs) for Washington County,

Maryland for the 1997 annual PM_{2.5}NAAQS, which EPA proposed to approve for transportation conformity purposes. The actions were being taken under the Clean Air Act (CAA).

A transportation air quality conformity analysis for PM_{2.5} performed for HEPMPO's FY 2014-2017 TIP and the 2040 Long Range Transportation Plan was found in conformance by the US EPA, FTA and FHWA on July 1, 2014.

Conformity Determination Process & Findings

Due to the revocation of the 1997 Primary Annual PM-2.5 National Ambient Air Quality Standards (NAAQS), a conformity determination was not needed for preparation of the FY 2019-2022 TIP.

Other Non-Federally Funded, Regionally Significant Projects

While most regionally significant transportation projects within the HEPMPO region are supported with State or Federal funding, there are occasionally projects that are funded either with developer contributions, local contributions, or a combination of both. Because there are no Federal or State funds involved in these projects they do not appear on the list of proposed projects within the HEPMPO TIP.

All of the projects listed below are located with Washington County:

Project Name	Description	Est. Start of Construction	Est. Cost (000's)
Professional Blvd. Phase I - Bridge	Bridge over Antietam Creek	FY 2017	\$10,823.0
Eastern Boulevard Widening Phase 1	Widen roadway from 2 lanes to 4 lanes	FY 2020	\$6,750.0

Source: Washington County Capital Improvement Plan FY 2019

PERFORMANCE MEASURES

Transit Asset Management

Under the requirements of MAP-21, the Federal Transit Administration (FTA) Transit Asset Management Final Rule was published July 26, 2016 in the Federal Register and became effective October 1, 2016. The final rule established minimum Federal requirements for transit asset management that include:

- Establishing Transit Asset Management (TAM) Performance Targets
- Coordinating the Performance Targets with the State DOT and MPOs
- Develop of Transit Asset Management Plans (TAMP)
- Reporting of asset inventories, conditions, and performance measures through the National Transit Database

The above requirements apply to all recipients of Federal financial assistance under 49 U.S.C. Chapter 53 who own, operate, or manage public transportation capital assets. Transit Asset Management (TAM), is a model that uses the condition of assets to guide the optimal prioritization of funding at transit agencies in order to keep transit networks in a 'State of Good Repair' (SGR).

The FTA is implementing TAM using a two-tiered approach in order to reduce TAM requirements for agencies operating smaller fleets. They are defined as such:

- Tier I: A Tier I provider is a recipient who owns, operates, or manages 101 or more vehicles in revenue service during peak regular service across all fixed route modes or in any one non-fixed route mode, or who operates rail transit.
- Tier II: A Tier II provider is a recipient who owns, operates, or manages 100 or fewer vehicles in revenue service during peak regular service across all non-rail fixed route modes or in any one non-fixed route mode; a sub-recipient under the 5311 Rural Area Formula program; a sub-recipient under the 5310 Seniors and Individuals with Disabilities program who operates an open-door service; or any American Indian tribe.

Within the HEPMPO region, both the Washington County Transit (WCT) and Eastern Panhandle Transit Authority (EPTA) are classified as Tier II operators. The final performance measures that all Tier II Locally Operated Transit Services (LOTS) will be required to adopt are:

- **Rolling Stock (Revenue Vehicles):** % of revenue vehicles within a particular asset class that have met or exceeded their useful life benchmark
- **Facilities:** % of facilities with a condition rating below 3.0 on the FTA Transit Economic Requirements Model (TERM) scale
- **Infrastructure (Guideway):** % of guideway directional route miles with performance restrictions by class (*not applicable to the HEPMPO region*)
- **Equipment (Non-revenue vehicles):** % of vehicles that have met or exceeded their useful life benchmark

To create consistency across Maryland, the Maryland Transit Authority (MTA) coordinated the participation of all Tier II LOTS in a group-effort to develop a single set of unified TAM performance targets. These targets were then adopted by WCT and are shown in the charts below. Similarly, the West Virginia Division of Public Transit (WV DPT) also coordinated all of the Tier II LOTS in West Virginia in the development of a single set of unified TAM performance targets. EPTA then adopted the targets as shown in the charts below. Per the requirements of the TAM Final Rule, HEPMPO has coordinated with MTA and WV DPT in establishing the performance targets for the above categories. HEPMPO acknowledges that the transit projects contained within the TIP will help achieve the SGR targets.

Maryland – Washington County Transit (WCT)

The WCT performance targets are as follows:

Rolling Stock (Revenue Vehicles): % of assets at or past their useful life

Asset Class (NTD)*	Baseline (% past useful life)	FY 2019 Targets ¹
Bus (Heavy and Medium Duty)	17.3%	13.3%
Cutaway Bus	14.2%	10.2%
Automobile	42.9%	38.9%
Van	39.4%	35.4%

Equipment (Non-revenue vehicles): % of assets at or past their useful life

Asset Class (NTD)*	Baseline (% past useful life)	FY 2019 Targets
Trucks/Other Rubber Tire Vehicles	14.6%	14.6%

Facilities: % of assets rated below condition '3' on the TERM scale

Asset Class (NTD)*	Baseline (% below '3' on TERM Scale)	FY 2019 Targets
Administrative	11.1%	6.1%
Combined Admin & Maintenance	30.8%	25.8%
Maintenance	40.0%	35.0%
Passenger / Parking	25.0%	25.0%

¹ Maryland MTA TAM Baseline and FY 2019 Targets updated January 16, 2019

* The National Transit Database (NTD), administered by FTA

West Virginia – Eastern Panhandle Transit Authority (EPTA)

The EPTA performance targets are as follows:

Category	Class	2018 Actual*	2019 Targets ²
Rolling Stock	12 Year / 500K Miles	92%	94%
	10 Year / 350K Miles	79%	82%
	7 Year / 200K Miles	74%	76%
	5 Year / 150K Miles	85%	86%
	4 Year / 100K Miles	82%	83%
Facility	Admin, Maintenance, Storage	89.75%	90%
	Transfer Center	89.75%	90%
Equipment	Support Vehicles	67%	73%
	Maintenance-Equip	67%	73%

* The National Transit Database (NTD), administered by FTA

Safety Performance Measures

On March 15, 2016, The Federal Highway Administration (FHWA) published the Safety Performance Management Measures (Safety PM) Final Rule in the Federal Register, with an effective date of April 14, 2016. Safety Performance Management is part of the overall FHWA Transportation Performance Management (TPM) program. The Safety PM Final Rule supports the Highway Safety Improvement Program (HSIP), as it establishes safety performance measures to carry out the HSIP and to assess serious injuries and fatalities on all public roads.

The Safety PM Final Rule establishes five performance measures as the five-year rolling averages for:

1. Number of Fatalities;
2. Rate of Fatalities per 100 Million Vehicle Miles Traveled (VMT);
3. Number of Serious Injuries;
4. Rate of Serious Injuries per 100 Million VMT; and
5. Number of Non-motorized Fatalities and Non-motorized Serious Injuries.

² West Virginia DPT TAM FY 2019 Targets updated October 17, 2018

The rule also established the process for State Departments of Transportation (DOTs) and Metropolitan Planning Organizations (MPOs) to use to establish and report on their annual safety targets. MPOs are required to establish targets within 180 days after the State DOT's targets are established and reported to FHWA by either agreeing to plan and program projects so that they contribute toward the accomplishment of the State DOT targets or committing to a quantifiable targets for the metropolitan planning area. The final rule also explicitly state that State DOT's and MPO's must coordinate on targets to the maximum extent possible.

Pursuant to the requirements outlined in the Safety PM final rule, HEPMPO engaged in discussions, analysis, and goal-setting workshops with the Maryland DOT and West Virginia DOT to establish state-wide safety targets. In compliance with the final rule, the HEPMPO Interstate Council, at their October 18, 2017 Council Meeting, voted to adopt and incorporate the Maryland DOT and West Virginia DOT safety targets. HEPMPO acknowledges that the highway projects contained within the TIP will help achieve the Safety PM targets.

The targets for each State are listed in the tables below:

Maryland Highway Safety Targets³

	2016	2017	2018	2019	2020
Fatalities	442	429	416	435	391
Serious Injuries	3,422	3,294	3,171	3,211.1	2,939
Fatality Rate	0.72	0.70	0.68	0.771	0.64
Serious Injury Rate	6.08	5.86	5.64	5.702	5.23
Non-motorized Fatalities and Serious Injuries	488	473	459	473.9	433

West Virginia Highway Safety Targets

	2016	2017	2018	2019	2020
Fatalities	302	289	282	274.2	267
Serious Injuries	1,542	1,397	1,341	1,183.3	1,229
Fatality Rate	1.54	1.46	1.37	1.45	1.31
Serious Injury Rate	7.62	6.8	6.33	5.877	5.66
Non-motorized Fatalities and Serious Injuries	103	99	94	84.5	85

³ Maryland and West Virginia Highway Safety Targets for FY 2019 updated January 16, 2019

Pavement and Bridge Condition Performance Measures

On January 18, 2017, The Federal Highway Administration (FHWA) published the Pavement and Bridge Conditions Performance Measures (PM) Final Rule in the Federal Register, with an effective date of May 20, 2017. The PM establishes measures for State DOTs to carry out the National Highway Performance Program (NHPP) and to assess the condition of pavements on the non-Interstate National Highway System (NHS); pavements on the Interstate System; and bridges carrying the NHS, including on- and off-ramps connected to the NHS.

The Pavement PM established four performance measures:

1. Percent of Interstate pavements in Good condition
2. Percent of Interstate pavements in Poor condition
3. Percent of non-Interstate NHS pavements in Good condition
4. Percent of non-Interstate NHS pavements in Poor condition

The Bridge PM established two performance measures:

1. Percent of NHS bridges by deck area classified as in Good condition
2. Percent of NHS bridges by deck area classified as in Poor condition

The rule also established the process for State Departments of Transportation (DOTs) and Metropolitan Planning Organizations (MPOs) to use to establish and report on their annual pavement and bridge condition targets. MPOs are required to establish targets within 180 days after the State DOT's targets are established and reported to FHWA by either agreeing to plan and program projects so that they contribute toward the accomplishment of the State DOT targets or committing to a quantifiable targets for the metropolitan planning area. The final rule also explicitly state that State DOT's and MPO's must coordinate on targets to the maximum extent possible.

Pursuant to the requirements outlined in the Bridge and Pavement PM final rule, HEPMPO engaged in discussions, analysis, and goal-setting workshops with the Maryland DOT and West Virginia DOT to establish state-wide safety targets. In compliance with the final rule, the HEPMPO Interstate Council, at their August 22, 2018 Council Meeting, voted to adopt and incorporate the Maryland DOT and West Virginia DOT Bridge and Pavement Condition targets. HEPMPO acknowledges that the highway projects contained within the TIP will help achieve the Bridge and Pavement Condition PM targets.

The targets for each State are listed in the tables below:

Maryland Bridge and Pavement Condition Targets

Measure	Baseline	Two-Year	Four-Year
Pavements in Good Condition on Interstate (%) – 2016-2020	61.2%	n/a	60.0%
Pavements in Poor Condition on Interstate (%) – 2016-2020	0.5%	n/a	2.0%
Pavements in Good Condition on non-Interstate NHS (%) – 2016-2020	35.1%	35.0%	35.0%
Pavements in Poor Condition on non-Interstate NHS (%) – 2016-2020	6.5%	7.0%	8.0%
Bridges in Good Condition on NHS (%) – 2017-2021	29.5%	29.5%	27.0%
Bridges in Poor Condition on NHS (%) – 2017-2021	2.0%	2.0%	5.0%

West Virginia Bridge and Pavement Condition Targets

Measure	Baseline	Two-Year	Four-Year
Pavements in Good Condition on Interstate (%)	73.4%	n/a	75.0%
Pavements in Poor Condition on Interstate (%)	0.1%	n/a	4.0%
Pavements in Good Condition on non-Interstate NHS (%)	40.9%	40.0%	45.0%
Pavements in Poor Condition on non-Interstate NHS (%)	1.2%	5.0%	5.0%
Bridges in Good Condition on NHS (%)	15.0%	14.0%	16.0%
Bridges in Poor Condition on NHS (%)	12.2%	10.0%	10.0%

System Performance / Freight / CMAQ Performance Measures

On January 18, 2017, The Federal Highway Administration (FHWA) published the System Performance/Freight/CMAQ Performance Measures (PM) Final Rule in the Federal Register, with an effective date of May 20, 2017. The PM establishes measures for State DOTs and MPOs will use to report on the performance of the Interstate and non-Interstate National Highway System (NHS) to carry out the National Highway Performance Program (NHPP); freight movement on the Interstate system to carry out the National Highway Freight Program (NHFP); and traffic congestion and on-road mobile emissions for the purpose of carrying out the Congestion Mitigation and Air Quality (CMAQ) Improvement Program.

The System Performance/Freight/CMAQ PM established six performance measures:

1. Percent of reliable person-miles traveled on the Interstate
2. Percent of reliable person-miles traveled on the non-Interstate NHS
3. Percent of Interstate system mileage providing for reliable truck travel time

4. *Total emissions reductions by applicable pollutants under the CMAQ program**
5. *Annual hours of peak hour excessive delay per capita**
6. *Percent of non-single occupancy vehicle travel**

** These measures do not currently apply to HEPMPO*

The rule also established the process for State Departments of Transportation (DOTs) and Metropolitan Planning Organizations (MPOs) to use to establish and report on their annual system performance/freight/CMAQ targets. MPOs are required to establish targets within 180 days after the State DOT's targets are established and reported to FHWA by either agreeing to plan and program projects so that they contribute toward the accomplishment of the State DOT targets or committing to a quantifiable targets for the metropolitan planning area. The final rule also explicitly state that State DOT's and MPO's must coordinate on targets to the maximum extent possible.

Pursuant to the requirements outlined in the System Performance / Freight / CMAQ PM final rule, HEPMPO engaged in discussions, analysis, and goal-setting workshops with the Maryland DOT and West Virginia DOT to establish state-wide safety targets. In compliance with the final rule, the HEPMPO Interstate Council, at their August 22, 2018 Council Meeting, voted to adopt and incorporate the Maryland DOT and West Virginia DOT the System Performance / Freight / CMAQ targets. HEPMPO acknowledges that the highway projects contained within the TIP will help achieve the System Performance / Freight / CMAQ PM targets.

The targets for each State are listed in the tables below:

Maryland System and Freight Targets

Measure	2017 (Baseline)	2019 (Two-Year)	2021 (Four-Year)
Person Miles Traveled on the Interstate That are Reliable (%)	71.5%	72.1%	72.1%
Person Miles Traveled on the non-Interstate NHS That are Reliable (%)	82.0%	n/a	81.7%
Truck Travel Time Reliability Index	1.87	1.87	1.88

West Virginia System and Freight Targets

Measure	2017 (Baseline)	2019 (Two-Year)	2021 (Four-Year)
Person Miles Traveled on the Interstate That are Reliable (%)	99.8%	98.0%	96.0%
Person Miles Traveled on the non-Interstate NHS That are Reliable (%)	91.9%	n/a	87.0%
Truck Travel Time Reliability Index	1.21	1.25	1.3

PUBLIC PARTICIPATION PROCESS

Public Participation Process

The HEPMPO adopted Public Participation Plan includes policies and guidance for public outreach efforts to be taken by the Organization when developing, amending, or adopting various planning documents. This document was also created under the guidance of the Moving Ahead for Progress in the 21st Century Act (MAP-21) and the Fixing America's Surface Transportation Act (FAST) by encouraging a decision making process for transportation that is more responsive to local needs. The public participation process for the Transportation Improvement Program will also meet the Federal Transit Administration public participation requirements for the Maryland Transit Administration and Eastern Panhandle Transit Authority's Program of Projects (POP).

The Draft FY 2019-2022 TIP was created and dispersed in January 2018 and a 30-day public comment period was enacted on the draft from January 30, 2018 through March 1, 2018. Advertisements were placed in local newspapers on January 30, 2018 and February 20, 2018 requesting public review and comment of the Final Draft TIP. Meetings of the ISC and TAC were held on April 11, 2018 and no public comments were received during the meetings. Prior to the ISC and TAC meetings, two written comments were received by MPO staff. These comments, along MPO staff responses, have been included in Appendix E – Public Participation Documentation. Final adoption of the FY 2019-2022 TIP was acted on at the April 11, 2018 ISC meeting. Copies of the advertising announcements can be found in Appendix E.

Title VI Assurance

The Hagerstown/Eastern Panhandle Metropolitan Planning Organization (HEPMPO) assures that no person on the grounds of race, color, national origin, or sex, as provided by Title VI of the Civil Rights Act of 1964, and the Civil Rights Restoration Act of 1987 (P.L. 100.259) was excluded from participating in, denied the benefits of, or otherwise subjected to discrimination in the preparation of this document. HEPMPO further assures every effort will continue to be made to ensure non-discrimination in all of its programs and activities (including the Transportation Improvement Program), whether those programs and activities are federally funded or not. The Civil Rights Restoration Act of 1987 broadened the scope of Title VI coverage by expanding the definition of the terms "programs or activities" to include all programs or activities of Federal Aid recipients, sub-recipients, and contractors/consultants, whether such programs are federally assisted or not (Public Law 100.259 [S. 557] March 22, 1988).

HEPMPO's Executive Director is responsible for initiating and monitoring Title VI activities, preparing reports and other responsibilities as required by 23 Code of Federal Regulation (CFR) 200 and 49 Code of Federal Regulation 21.

Administration

The TIP document is maintained and administered by the staff of HEPMPO and approved by the ISC as per the governing By-Laws and Public Participation Plan. The TIP is the short term action plan prepared annually by HEPMPO that lists approved FHWA / FTA funded projects for the region within the next four year period.

During the life of the TIP, situations may arise that require changes to be made to the current TIP. Amendments of the approved TIP that occur off-cycle that are deemed by the HEPMPO as “Administrative Changes” (or “Adjustments”) are not subject to a formal public notification process. Input will be accepted but not solicited. An amendment to the adopted TIP may be considered an “Administrative Change” based on any of the following criteria:

- To correct a non-substantive clerical error;
- Changes in funding levels that are less than ten (10) million dollars or are part of a STIP grouped project category;
- The affected project/s are not regionally significant and exempt from transportation conformity requirements;
- Changes in the funding type, but overall funding levels remain constant or do not exceed the requirement prior;
- Any other changes approved by the ISC that meet the criteria of an “administrative change”.

Proposed changes that do not meet the above criteria are considered “Major Amendment/s” and are subject to a formal public notification process. The public notification process includes a public notice to be posted no less than 14 calendar days prior to the start of the public comment period, which lasts for a period of 14 calendar days. Any public comments received during that time will be relayed to the ISC prior to any action taken on the proposed amendment/s.

Subsequent to the public comment period, the ISC shall take a vote on the proposed amendments as outlined within the by-laws of the ISC.



Transportation Improvement Program - FY 2019-2022

Table 4-1: Berkeley County Total Costs by Federal and Matching Funds

Fund Source	Funding Category	2019	2020	2021	2022	Total
Table 3-1: Berkeley County Total Costs by Federal and Matching Funds						
Federal	CMAQ - Congestion Management and Air Quality	\$224,000	\$312,000	\$867,200	\$0	\$1,403,200
Federal	HSIP - Highway Safety Improvement Program	\$2	\$0	\$0	\$0	\$2
Federal	NHPP - National Highway Performance Program	\$4,625,004	\$13,410,000	\$0	\$0	\$18,035,004
Non-Federal	STATE_WV - State Funding - West Virginia	\$26,027,381	\$2,641,333	\$306,800	\$0	\$28,975,514
Federal	STP - Surface Transportation Program	\$4,788,001	\$4,590,000	\$360,000	\$0	\$9,738,001
Federal	TAP - Transportation Alternatives Program	\$720,023	\$120,000	\$0	\$0	\$840,023
TOTAL FUNDS		\$36,384,411	\$21,073,333	\$1,534,000	\$0	\$58,991,744



Transportation Improvement Program - FY 2019-2022

Table 4-2: Jefferson County Total Costs by Federal and Matching Funds

Fund Source	Funding Category	2019	2020	2021	2022	Total
Table 3-2: Jefferson County Total Costs by Federal and Matching Funds						
Non-Federal	-	\$0	\$0	\$0	\$0	\$0
Federal	ACST - Advanced Construction - State	\$2	\$1,000,000	\$0	\$0	\$1,000,002
Federal	CMAQ - Congestion Management and Air Quality	\$150,002	\$0	\$0	\$0	\$150,002
Federal	HSIP - Highway Safety Improvement Program	\$1	\$0	\$0	\$0	\$1
Non-Federal	LOCAL - Local Match	\$0	\$52,500	\$0	\$0	\$52,500
Federal	NHPP - National Highway Performance Program	\$1,200,001	\$440,000	\$32,000	\$0	\$1,672,001
Federal	NRT - National Recreational Trails	\$0	\$93,400	\$0	\$0	\$93,400
Non-Federal	STATE_WV - State Funding - West Virginia	\$50,337,500	\$460,000	\$8,000	\$0	\$50,805,500
Federal	STP - Surface Transportation Program	\$0	\$400,000	\$0	\$0	\$400,000
Federal	TAP - Transportation Alternatives Program	\$412,501	\$416,600	\$0	\$0	\$829,101
TOTAL FUNDS		\$52,100,007	\$2,862,500	\$40,000	\$0	\$55,002,507



Transportation Improvement Program - FY 2019-2022

Table 4-3: MD Transit Total Costs by Federal and Matching Funds

Fund Source	Funding Category	2019	2020	2021	2022	Total
Table 3-3: MD Transit Total Costs by Federal and Matching Funds						
Federal	5307 - Section 5307 - Transit	\$1,255,600	\$2,038,200	\$1,233,500	\$1,493,200	\$6,020,500
Federal	5310 - Section 5310 - Transit	\$761,700	\$0	\$761,700	\$0	\$1,523,400
Federal	5339 - Section 5339 - Transit	\$454,500	\$0	\$0	\$0	\$454,500
Non-Federal	LOCAL_WCT - Local Funding - Washington County Transit	\$1,309,501	\$756,800	\$1,186,400	\$688,600	\$3,941,301
Federal	STATE_MD_MTA - State Funding - Maryland Transit Administration	\$412,700	\$452,900	\$352,300	\$384,700	\$1,602,600
TOTAL FUNDS		\$4,194,001	\$3,247,900	\$3,533,900	\$2,566,500	\$13,542,301



Transportation Improvement Program - FY 2019-2022

Table 4-4: Washington County Total Costs by Federal and Matching Funds

Fund Source	Funding Category	2019	2020	2021	2022	Total
Table 3-4: Washington County Total Costs by Federal and Matching Funds						
Federal	ARC - Appalachian Regional Commission Grant	\$4,000,000	\$3,000,000	\$0	\$0	\$7,000,000
Federal	FA - Federal Aid	\$848,000	\$1,253,000	\$704,000	\$800,000	\$3,605,000
Federal	FED - Federal - General	\$40,360,000	\$29,440,000	\$25,840,000	\$24,240,000	\$119,880,000
Federal	HP - High Priority (Earmark)	\$755,000	\$755,000	\$755,000	\$126,000	\$2,391,000
Non-Federal	LOCAL_WashCo - Local Funding - Washington County	\$2,388,000	\$4,686,000	\$875,000	\$200,000	\$8,149,000
Federal	NHPP - National Highway Performance Program	\$15,901,000	\$12,518,000	\$4,838,000	\$5,567,000	\$38,824,000
Federal	NPS - National Park Service Match	\$0	\$0	\$0	\$0	\$0
Non-Federal	STATE_MD_SHA - State Funding - Maryland State Highway Administration	\$15,851,000	\$11,652,000	\$8,038,000	\$7,665,000	\$43,206,000
TOTAL FUNDS		\$80,103,000	\$63,304,000	\$41,050,000	\$38,598,000	\$223,055,000



Transportation Improvement Program - FY 2019-2022

Table 4-5: WV Transit Total Costs by Federal and Matching Funds

Fund Source	Funding Category	2019	2020	2021	2022	Total
Table 3-5: WV Transit Total Costs by Federal and Matching Funds						
Federal	5305 - Section 5305 - Transit	\$60,000	\$0	\$80,000	\$0	\$140,000
Federal	5307 - Section 5307 - Transit	\$1,143,127	\$1,097,400	\$1,189,400	\$1,069,400	\$4,499,327
Federal	5310 - Section 5310 - Transit	\$100,688	\$0	\$0	\$0	\$100,688
Federal	5339 - Section 5339 - Transit	\$540,543	\$5,051,084	\$0	\$0	\$5,591,627
Non-Federal	LOCAL_EPTA - Local Funding - Eastern Panhandle Transit Authority	\$982,457	\$1,918,273	\$923,500	\$871,700	\$4,695,930
TOTAL FUNDS		\$2,826,815	\$8,066,757	\$2,192,900	\$1,941,100	\$15,027,572



Transportation Improvement Program - FY 2019-2022

Roadways Category

MPO ID	Phase	Project Title/ Fund Source	Funding Data					Total
			Prior	FY2019	FY2020	FY2021	FY2022	
B2011-09		X302-51-00518 00 Inwood Bypass						
	CON	NHPP	18,689,400	1	0	0	0	18,689,401
		Total	18,689,400	1	0	0	0	18,689,401
B2014-13		U302-11-02448 00 Broad Lane Improvements						
	CON	CMAQ	0	224,000	0	0	0	224,000
	CON	STATE_WV	0	136,000	0	0	0	136,000
		Total	0	360,000	0	0	0	360,000
B2016-01		U302-MAR/TI-00700 Martinsburg Train Station Corridor						
	ENG	TAP	0	42,500	0	0	0	42,500
	CON	STATE_WV	0	0	30,000	0	0	30,000
	CON	TAP	0	0	120,000	0	0	120,000
		Total	0	42,500	150,000	0	0	192,500
B2016-04		S302-011-01200 Martinsburg Signal System						
	CON	STATE_WV	0	320,000	0	0	0	320,000
	CON	STP	0	1,280,000	0	0	0	1,280,000
		Total	0	1,600,000	0	0	0	1,600,000



Transportation Improvement Program - FY 2019-2022

Roadways Category

MPO ID	Phase	Project Title/ Fund Source	Funding Data					Total
			Prior	FY2019	FY2020	FY2021	FY2022	
B2017-02	U302-10-00138	Rock Cliff I/S Improvements						
	ROW	CMAQ	0	0	312,000	0	0	312,000
	ROW	STATE_WV	0	0	78,000	0	0	78,000
	CON	CMAQ	0	0	0	867,200	0	867,200
	CON	STATE_WV	0	0	0	216,800	0	216,800
		Total	0	0	390,000	1,084,000	0	1,474,000
B2017-03	S302-051-00934	Middleway Bridge						
	ENG	STATE_WV	0	0	0	90,000	0	90,000
	ENG	STP	0	0	0	360,000	0	360,000
		Total	0	0	0	450,000	0	450,000
B2017-08.1.01	S302-81-00300	Mill Creek O/P NB & SB						
	ENG	NHPP	0	315,000	0	0	0	315,000
	ENG	STATE_WV	0	35,000	0	0	0	35,000
	CON	NHPP	0	3,680,000	0	0	0	3,680,000
	CON	STATE_WV	0	920,000	0	0	0	920,000
		Total	0	4,950,000	0	0	0	4,950,000



Transportation Improvement Program - FY 2019-2022

Roadways Category

MPO ID	Phase	Project Title/ Fund Source	Funding Data					Total
			Prior	FY2019	FY2020	FY2021	FY2022	
B2018-01		U302-81-00775(00) Tabler Sta Rd - Apple Harv Dr (I-81)						
	CON	STATE_WV	75,000,000	0	0	0	0	75,000,000
		Total	75,000,000	0	0	0	0	75,000,000
B2018-02		X302-051-00518(0) Inwood Bypass (Ph 2) (GO Bond 2)						
	ROW	STATE_WV	0	420,000	0	0	0	420,000
	ROW	STP	0	1,680,000	0	0	0	1,680,000
	CON	STATE_WV	0	23,500,000	0	0	0	23,500,000
		Total	0	25,600,000	0	0	0	25,600,000
B2019-01	n/a	Maintenance & System Preservation - Bridge Program						
	CON	NHPP	0	1	0	0	0	1
		Total	0	1	0	0	0	1



Transportation Improvement Program - FY 2019-2022

Roadways Category

MPO ID	Phase	Project Title/ Fund Source	Funding Data					Total
			Prior	FY2019	FY2020	FY2021	FY2022	
B2019-01.01	S302-009-01089	Clarence Martin Jr Memorial Bridge						
	ENG	STATE_WV	0	2,000	0	0	0	2,000
	ENG	STP	0	8,000	0	0	0	8,000
	CON	STATE_WV	0	90,000	0	0	0	90,000
	CON	STP	0	360,000	0	0	0	360,000
		Total	0	460,000	0	0	0	460,000
B2019-02	n/a	Maintenance & System Preservation - Pavement						
	CON	NHPP	0	1	0	0	0	1
		Total	0	1	0	0	0	1
B2019-02.05	U302-45-01067	Arden - Martinsburg (WV 45)						
	CON	STATE_WV	0	178,000	0	0	0	178,000
	CON	STP	0	712,000	0	0	0	712,000
		Total	0	890,000	0	0	0	890,000



Transportation Improvement Program - FY 2019-2022

Roadways Category

MPO ID	Phase	Project Title/ Fund Source	Funding Data					
			Prior	FY2019	FY2020	FY2021	FY2022	Total
B2019-02.06		S302-011-02070 Spring Mills - Marlowe (US 11)						
	CON	STATE_WV	0	130,000	0	0	0	130,000
	CON	STP	0	520,000	0	0	0	520,000
		Total	0	650,000	0	0	0	650,000
B2019-02.07		S302-81-01570 Exit 16 Ramp Repair (I-81)						
	CON	NHPP	0	0	2,610,000	0	0	2,610,000
	CON	STATE_WV	0	0	290,000	0	0	290,000
		Total	0	0	2,900,000	0	0	2,900,000
B2019-03	n/a	Maintenance & System Preservation - Other						
	CON	HSIP	0	1	0	0	0	1
		Total	0	1	0	0	0	1
B2019-04	n/a	Operational Improvements - Miscellaneous						
	CON	STP	0	1	0	0	0	1
		Total	0	1	0	0	0	1



Transportation Improvement Program - FY 2019-2022

Roadways Category

MPO ID	Phase	Project Title/ Fund Source	Funding Data					Total
			Prior	FY2019	FY2020	FY2021	FY2022	
B2019-04.01	S302-81-0002	I-81 Lighting						
	ENG	NHPP	0	450,000	0	0	0	450,000
	ENG	STATE_WV	0	50,000	0	0	0	50,000
	CON	NHPP	0	0	7,200,000	0	0	7,200,000
	CON	STATE_WV	0	0	800,000	0	0	800,000
		Total	0	500,000	8,000,000	0	0	8,500,000
B2019-05	n/a	Bike & Pedestrian & Community Development						
	CON	TAP	0	1	0	0	0	1
		Total	0	1	0	0	0	1
B2019-05.02	U302-MARTI-11-00	Martinsburg Train Station						
	CON	STATE_WV	0	169,381	0	0	0	169,381
	CON	TAP	0	677,522	0	0	0	677,522
		Total	0	846,903	0	0	0	846,903



Transportation Improvement Program - FY 2019-2022

Roadways Category

MPO ID	Phase	Project Title/ Fund Source	Funding Data					Total
			Prior	FY2019	FY2020	FY2021	FY2022	
B2019-06	n/a	Emergency Relief (ER) Projects						
	CON	NHPP	0	1	0	0	0	1
		Total	0	1	0	0	0	1
B2019-07	n/a	Technical Support						
	CON	HSIP	0	1	0	0	0	1
		Total	0	1	0	0	0	1
B2019-07.01	S202-011-01650-00	US 11 Berkeley Station Drive						
	ENG	STATE_WV	0	12,000	0	0	0	12,000
	ENG	STP	0	48,000	0	0	0	48,000
		Total	0	60,000	0	0	0	60,000



Transportation Improvement Program - FY 2019-2022

Roadways Category

MPO ID	Phase	Project Title/ Fund Source	Funding Data					
			Prior	FY2019	FY2020	FY2021	FY2022	Total
B2019-08	U302-45-01451	WV 45 Apple Harvest Dr Widening						
	ENG	STATE_WV	0	45,000	0	0	0	45,000
	ENG	STP	0	180,000	0	0	0	180,000
	CON	STATE_WV	0	0	1,043,333	0	0	1,043,333
	CON	STP	0	0	4,590,000	0	0	4,590,000
		Total	0	225,000	5,633,333	0	0	5,858,333
B2019-09	U302-81-816	Tabler Station I/C Improvements						
	ENG	NHPP	0	90,000	0	0	0	90,000
	ENG	STATE_WV	0	10,000	0	0	0	10,000
	ROW	NHPP	0	90,000	0	0	0	90,000
	ROW	STATE_WV	0	10,000	0	0	0	10,000
	CON	NHPP	0	0	3,600,000	0	0	3,600,000
	CON	STATE_WV	0	0	400,000	0	0	400,000
		Total	0	200,000	4,000,000	0	0	4,200,000
J2008-08	U319-340-00000	VA Line to Charles Town Rd (GO Bond)						
	CON	STATE_WV	0	50,000,000	0	0	0	50,000,000
		Total	0	50,000,000	0	0	0	50,000,000



Transportation Improvement Program - FY 2019-2022

Roadways Category

MPO ID	Phase	Project Title/ Fund Source	Funding Data					Total
			Prior	FY2019	FY2020	FY2021	FY2022	
J2014-04	U319-115-00000 00	Citizens Way Intersection Improvements						
	ENG	CMAQ	80,000	0	0	0	0	80,000
	ENG	STATE_WV	20,000	0	0	0	0	20,000
	CON	CMAQ	640,000	1	0	0	0	640,001
	CON	STATE_WV	160,000	0	0	0	0	160,000
		Total	900,000	1	0	0	0	900,001
J2014-05	U319-SHEPH-8.00	Shepherdstown Bike Path						
	CON	LOCAL	0	0	52,500	0	0	52,500
	CON	NRT	0	0	93,400	0	0	93,400
	CON	TAP	0	0	416,600	0	0	416,600
		Total	0	0	562,500	0	0	562,500
J2015-05	S319-340-01578 00	US 340 Rock Slide Investigation						
	ROW	NHPP	0	0	0	32,000	0	32,000
	ROW	STATE_WV	0	0	0	8,000	0	8,000
	CON	NHPP	0	1,200,000	0	0	0	1,200,000
	CON	STATE_WV	0	300,000	0	0	0	300,000
		Total	0	1,500,000	0	40,000	0	1,540,000



Transportation Improvement Program - FY 2019-2022

Roadways Category

MPO ID	Phase	Project Title/ Fund Source	Funding Data					Total
			Prior	FY2019	FY2020	FY2021	FY2022	
J2016-03	S319-27-00003 00	Bakerton Road Bridge						
	CON	ACST	0	0	1,000,000	0	0	1,000,000
	CON	STATE_WV	0	0	250,000	0	0	250,000
		Total	0	0	1,250,000	0	0	1,250,000
J2017-01	U319-RANSO-1	Ranson 5th Ave Complete Street						
	ENG	TAP	0	62,500	0	0	0	62,500
	CON	STATE_WV	0	37,500	0	0	0	37,500
	CON	TAP	0	150,000	0	0	0	150,000
		Total	0	250,000	0	0	0	250,000
J2017-03	U319-HARPE-2	Harpers Ferry High St						
	ENG	TAP	0	80,000	0	0	0	80,000
		Total	0	80,000	0	0	0	80,000
J2019-01	n/a	Maintenance & System Preservation - Bridge Program						
	CON	ACST	0	1	0	0	0	1
		Total	0	1	0	0	0	1



Transportation Improvement Program - FY 2019-2022

Roadways Category

MPO ID	Phase	Project Title/ Fund Source	Funding Data					Total
			Prior	FY2019	FY2020	FY2021	FY2022	
J2019-01.01	T619-27-221	Bloomery Road Tunnel						
	ENG	STATE_WV	0	0	100,000	0	0	100,000
	ENG	STP	0	0	400,000	0	0	400,000
		Total	0	0	500,000	0	0	500,000
J2019-01.02	T619-9-1353	Shenandoah River Bridge						
	ENG	NHPP	0	0	440,000	0	0	440,000
	ENG	STATE_WV	0	0	110,000	0	0	110,000
		Total	0	0	550,000	0	0	550,000
J2019-02	n/a	Maintenance & System Preservation - Pavement						
	CON	ACST	0	1	0	0	0	1
		Total	0	1	0	0	0	1
J2019-03	n/a	Maintenance & System Preservation - Other						
	CON	NHPP	0	1	0	0	0	1
		Total	0	1	0	0	0	1



Transportation Improvement Program - FY 2019-2022

Roadways Category

MPO ID	Phase	Project Title/ Fund Source	Funding Data					Total
			Prior	FY2019	FY2020	FY2021	FY2022	
J2019-04	n/a	Operational Improvements - Miscellaneous						
	CON	HSIP	0	1	0	0	0	1
		Total	0	1	0	0	0	1
J2019-04.01	S319-340-00931	Charlestown Turn Lane +1						
	CON	HSIP	600,000	0	0	0	0	600,000
	CON	STATE_WV	150,000	0	0	0	0	150,000
		Total	750,000	0	0	0	0	750,000
J2019-05	n/a	Bike & Pedestrian & Community Development						
	CON	TAP	0	1	0	0	0	1
		Total	0	1	0	0	0	1
J2019-05.03	U319-CHARL-2-00	Charles Town Augustine Ave						
	ENG	TAP	0	120,000	0	0	0	120,000
		Total	0	120,000	0	0	0	120,000



Transportation Improvement Program - FY 2019-2022

Roadways Category

MPO ID	Phase	Project Title/ Fund Source	Funding Data					Total
			Prior	FY2019	FY2020	FY2021	FY2022	
J2019-07	n/a	Technical Support						
	CON	CMAQ	0	1	0	0	0	1
		Total	0	1	0	0	0	1
J2019-07.01	T619-MARC-1	MARC Strategic Ridership						
	ENG	CMAQ	0	150,000	0	0	0	150,000
		Total	0	150,000	0	0	0	150,000
W2014-09	WA3442	I-81 Phase I Reconstruction						
	CON	NHPP	13,607,000	12,946,000	8,706,000	0	0	35,259,000
	CON	STATE_MD_SHA	5,014,000	4,770,000	3,208,000	0	0	12,992,000
		Total	18,621,000	17,716,000	11,914,000	0	0	48,251,000
W2016-01	n/a	Crayton Boulevard Extension						
	CON	ARC	0	1,000,000	0	0	0	1,000,000
	CON	LOCAL_WashCo	800,000	88,000	251,000	0	0	1,139,000
		Total	800,000	1,088,000	251,000	0	0	2,139,000



Transportation Improvement Program - FY 2019-2022

Roadways Category

MPO ID	Phase	Project Title/ Fund Source	Funding Data					Total
			Prior	FY2019	FY2020	FY2021	FY2022	
W2017-08	n/a	Eastern Blvd Widening Ph II						
	CON	LOCAL_WashCo	0	780,000	2,359,000	297,000	0	3,436,000
		Total	0	780,000	2,359,000	297,000	0	3,436,000
W2017-10	WA0921	I-81 Ph 2 & 3 Hwy Reconstruction						
	ENG	HP	755,000	755,000	755,000	755,000	126,000	3,146,000
	ENG	STATE_MD_SHA	213,000	213,000	213,000	213,000	34,000	886,000
		Total	968,000	968,000	968,000	968,000	160,000	4,032,000
W2017-11	n/a	Col HK Douglas Dr Extended Ph 1						
	CON	ARC	0	2,000,000	0	0	0	2,000,000
	CON	LOCAL_WashCo	0	550,000	0	0	0	550,000
		Total	0	2,550,000	0	0	0	2,550,000
W2018-01	n/a	Halfway Boulevard Extended Ph 1						
	ENG	LOCAL_WashCo	100,000	0	0	0	0	100,000
	CON	ARC	800,000	1,000,000	0	0	0	1,800,000
		Total	900,000	1,000,000	0	0	0	1,900,000



Transportation Improvement Program - FY 2019-2022

Roadways Category

MPO ID	Phase	Project Title/ Fund Source	Funding Data					Total
			Prior	FY2019	FY2020	FY2021	FY2022	
W2018-02	n/a	Professional Boulevard Extended - Phase 2						
	CON	ARC	0	0	1,000,000	0	0	1,000,000
	CON	LOCAL_WashCo	0	531,000	1,763,000	292,000	0	2,586,000
	CON	STATE	1,200,000	0	0	0	0	1,200,000
		Total	1,200,000	531,000	2,763,000	292,000	0	4,786,000
W2019-01	n/a	Areawide Environmental Projects						
	ENG	FED	0	360,000	240,000	240,000	240,000	1,080,000
	ENG	STATE_MD_SHA	0	90,000	60,000	60,000	60,000	270,000
	ROW	FED	0	120,000	80,000	80,000	80,000	360,000
	ROW	STATE_MD_SHA	0	30,000	20,000	20,000	20,000	90,000
	CON	FED	0	7,500,000	5,600,000	3,600,000	2,000,000	18,700,000
	CON	STATE_MD_SHA	0	1,875,000	1,400,000	900,000	500,000	4,675,000
		Total	0	9,975,000	7,400,000	4,900,000	2,900,000	25,175,000
W2019-02	n/a	Areawide Safety & Spot Improvements						
	ENG	FED	0	360,000	240,000	240,000	240,000	1,080,000
	ENG	STATE_MD_SHA	0	90,000	60,000	60,000	60,000	270,000
	ROW	FED	0	120,000	80,000	80,000	80,000	360,000
	ROW	STATE_MD_SHA	0	30,000	20,000	20,000	20,000	90,000
	CON	FED	0	9,000,000	6,000,000	6,000,000	6,000,000	27,000,000
	CON	STATE_MD_SHA	0	2,250,000	1,500,000	1,500,000	1,500,000	6,750,000
		Total	0	11,850,000	7,900,000	7,900,000	7,900,000	35,550,000



Transportation Improvement Program - FY 2019-2022

Roadways Category

MPO ID	Phase	Project Title/ Fund Source	Funding Data					Total
			Prior	FY2019	FY2020	FY2021	FY2022	
W2019-03	n/a	Areawide Resurfacing & Rehabilitation						
	ENG	FED	0	360,000	240,000	240,000	240,000	1,080,000
	ENG	STATE_MD_SHA	0	90,000	60,000	60,000	60,000	270,000
	ROW	FED	0	120,000	80,000	80,000	80,000	360,000
	ROW	STATE_MD_SHA	0	30,000	20,000	20,000	20,000	90,000
	CON	FED	0	9,600,000	8,800,000	7,200,000	7,200,000	32,800,000
	CON	STATE_MD_SHA	0	2,400,000	2,200,000	1,800,000	1,800,000	8,200,000
		Total	0	12,600,000	11,400,000	9,400,000	9,400,000	42,800,000
W2019-04	n/a	Areawide Bridge Replacement & Rehabilitation						
	ENG	FED	0	1,260,000	840,000	840,000	840,000	3,780,000
	ENG	STATE_MD_SHA	0	315,000	210,000	210,000	210,000	945,000
	ROW	FED	0	240,000	160,000	160,000	160,000	720,000
	ROW	STATE_MD_SHA	0	60,000	40,000	40,000	40,000	180,000
	CON	FED	0	6,400,000	4,800,000	4,800,000	4,800,000	20,800,000
	CON	STATE_MD_SHA	0	1,600,000	1,200,000	1,200,000	1,200,000	5,200,000
		Total	0	9,875,000	7,250,000	7,250,000	7,250,000	31,625,000
W2019-05	n/a	Areawide Urban Reconstruction						
	ENG	FED	0	300,000	200,000	200,000	200,000	900,000
	ENG	STATE_MD_SHA	0	75,000	50,000	50,000	50,000	225,000
	ROW	FED	0	60,000	40,000	40,000	40,000	180,000
	ROW	STATE_MD_SHA	0	15,000	10,000	10,000	10,000	45,000
	CON	FED	0	2,400,000	600,000	600,000	600,000	4,200,000
	CON	STATE_MD_SHA	0	600,000	150,000	150,000	150,000	1,050,000
		Total	0	3,450,000	1,050,000	1,050,000	1,050,000	6,600,000



Transportation Improvement Program - FY 2019-2022

Roadways Category

MPO ID	Phase	Project Title/ Fund Source	Funding Data					Total
			Prior	FY2019	FY2020	FY2021	FY2022	
W2019-06	n/a	Areawide Congestion Management						
	ENG	FED	0	300,000	200,000	200,000	200,000	900,000
	ENG	STATE_MD_SHA	0	75,000	50,000	50,000	50,000	225,000
	ROW	FED	0	60,000	40,000	40,000	40,000	180,000
	ROW	STATE_MD_SHA	0	15,000	10,000	10,000	10,000	45,000
	CON	FED	0	1,800,000	1,200,000	1,200,000	1,200,000	5,400,000
	CON	STATE_MD_SHA	0	450,000	300,000	300,000	300,000	1,350,000
		Total	0	2,700,000	1,800,000	1,800,000	1,800,000	8,100,000
W2019-07	n/a	Local Federal Aid Projects						
	ENG	FA	1,132,000	0	0	0	0	1,132,000
	ENG	LOCAL_WashCo	609,900	0	0	0	0	609,900
	CON	FA	4,713,000	848,000	1,253,000	704,000	800,000	8,318,000
	CON	LOCAL_WashCo	1,250,900	439,000	313,000	286,000	200,000	2,488,900
		Total	7,705,800	1,287,000	1,566,000	990,000	1,000,000	12,548,800
W2019-08	n/a	Halfway Boulevard Extension, Phase II						
	CON	ARC	0	0	2,000,000	0	0	2,000,000
		Total	0	0	2,000,000	0	0	2,000,000



Transportation Improvement Program - FY 2019-2022

Roadways Category

MPO ID	Phase	Project Title/ Fund Source	Funding Data					Total
			Prior	FY2019	FY2020	FY2021	FY2022	
W2019-09	WA2451	I-70 MD 65 and CSX Bridges Rehabilitation						
	ENG	STATE_MD_SHA	243,000	421,000	229,000	0	0	893,000
	CON	NHPP	0	2,955,000	3,812,000	4,838,000	5,567,000	17,172,000
	CON	STATE_MD_SHA	0	357,000	642,000	1,365,000	1,571,000	3,935,000
		Total	243,000	3,733,000	4,683,000	6,203,000	7,138,000	22,000,000



Transportation Improvement Program - FY 2019-2022

Transit Category

MPO ID	Phase	Project Title/ Fund Source	Funding Data					Total
			Prior	FY2019	FY2020	FY2021	FY2022	
WT2018-01	n/a	Medium Duty Bus Replacement						
	Transit	5307	521,800	0	782,600	0	260,900	1,565,300
	Transit	5339	0	398,400	0	0	0	398,400
	Transit	LOCAL_WCT	163,100	49,800	97,800	0	32,600	343,300
	Transit	STATE_MD_MTA	97,800	49,800	97,800	0	32,600	278,000
		Total	782,700	498,000	978,200	0	326,100	2,585,000
WT2019-01.1	n/a	Operating Assistance - Section 5307						
	Transit	5307	0	933,500	933,500	933,500	933,500	3,734,000
	Transit	LOCAL_WCT	0	618,700	618,700	618,700	618,700	2,474,800
	Transit	STATE_MD_MTA	0	314,800	314,800	314,800	314,800	1,259,200
		Total	0	1,867,000	1,867,000	1,867,000	1,867,000	7,468,000
WT2019-02.1	n/a	Capital Assistance - Preventative Maintenance						
	Transit	5307	0	240,000	240,000	240,000	240,000	960,000
	Transit	LOCAL_WCT	0	30,000	30,000	30,000	30,000	120,000
	Transit	STATE_MD_MTA	0	30,000	30,000	30,000	30,000	120,000
		Total	0	300,000	300,000	300,000	300,000	1,200,000



Transportation Improvement Program - FY 2019-2022

Transit Category

MPO ID	Phase	Project Title/ Fund Source	Funding Data					Total
			Prior	FY2019	FY2020	FY2021	FY2022	
WT2019-02.2	n/a	Capital Assistance - ADP Hardware						
	CON	LOCAL_WCT	0	1	0	0	0	1
	Transit	5307	2,000	0	0	0	0	2,000
	Transit	LOCAL_WCT	300	0	0	0	0	300
	Transit	STATE_MD_MTA	300	0	0	0	0	300
		Total	2,600	1	0	0	0	2,601
WT2019-02.3	n/a	Capital Assistance - Vehicle Lift System						
	Transit	5307	37,600	37,600	37,600	0	0	112,800
	Transit	LOCAL_WCT	4,700	4,700	4,700	0	0	14,100
	Transit	STATE_MD_MTA	4,700	4,700	4,700	0	0	14,100
		Total	47,000	47,000	47,000	0	0	141,000
WT2019-02.4	n/a	Capital Assistance - Pressure Washer for Bus						
	Transit	5307	10,100	10,100	10,100	0	0	30,300
	Transit	LOCAL_WCT	1,300	1,300	1,300	0	0	3,900
	Transit	STATE_MD_MTA	1,300	1,300	1,300	0	0	3,900
		Total	12,700	12,700	12,700	0	0	38,100



Transportation Improvement Program - FY 2019-2022

Transit Category

MPO ID	Phase	Project Title/ Fund Source	Funding Data					Total
			Prior	FY2019	FY2020	FY2021	FY2022	
WT2019-02.5	n/a	Capital Assistance - Route Match Notification Sys						
	Transit	5307	21,600	21,600	21,600	0	0	64,800
	Transit	LOCAL_WCT	2,700	2,700	2,700	0	0	8,100
	Transit	STATE_MD_MTA	2,700	2,700	2,700	0	0	8,100
		Total	27,000	27,000	27,000	0	0	81,000
WT2019-02.6	n/a	Capital Assistance - Fuel Monitoring System						
	Transit	5307	12,800	12,800	12,800	0	0	38,400
	Transit	LOCAL_WCT	1,600	1,600	1,600	0	0	4,800
	Transit	STATE_MD_MTA	1,600	1,600	1,600	0	0	4,800
		Total	16,000	16,000	16,000	0	0	48,000
WT2019-02.7	n/a	Capital Assistance - Small Paratransit Bus 504						
	Transit	5307	58,900	0	0	60,000	58,800	177,700
	Transit	LOCAL_WCT	7,400	0	0	7,500	7,300	22,200
	Transit	STATE_MD_MTA	7,400	0	0	7,500	7,300	22,200
		Total	73,700	0	0	75,000	73,400	222,100
WT2019-03.1	n/a	Capital Assistance - Section 5339						
	Transit	5339	112,200	56,100	0	0	0	168,300
	Transit	LOCAL_WCT	14,000	7,000	0	0	0	21,000
	Transit	STATE_MD_MTA	14,000	7,000	0	0	0	21,000
		Total	140,200	70,100	0	0	0	210,300



Transportation Improvement Program - FY 2019-2022

Transit Category

MPO ID	Phase	Project Title/ Fund Source	Funding Data					Total
			Prior	FY2019	FY2020	FY2021	FY2022	
WT2019-04.1	n/a	5310 Capital & Operating - Preventative Maint.						
	Transit	5310	39,900	36,000	0	36,000	0	111,900
	Transit	LOCAL_WCT	10,000	9,000	0	9,000	0	28,000
		Total	49,900	45,000	0	45,000	0	139,900
WT2019-04.2	n/a	5310 Capital & Operating - Small Bus Replace						
	Transit	5310	256,800	192,000	0	192,000	0	640,800
	Transit	LOCAL_WCT	0	111,400	0	48,000	0	159,400
	Transit	STATE_MD_MTA	0	800	0	0	0	800
		Total	256,800	304,200	0	240,000	0	801,000
WT2019-04.3	n/a	5310 Capital & Operating - Mobility Mgmt.						
	Transit	5310	88,600	80,600	0	80,600	0	249,800
	Transit	LOCAL_WCT	22,200	20,200	0	20,100	0	62,500
		Total	110,800	100,800	0	100,700	0	312,300
WT2019-04.4	n/a	Section 5310 - Operating						
	Transit	5310	254,000	453,100	0	453,100	0	1,160,200
	Transit	LOCAL_WCT	254,000	453,100	0	453,100	0	1,160,200
		Total	508,000	906,200	0	906,200	0	2,320,400



Transportation Improvement Program - FY 2019-2022

Transit Category

MPO ID	Phase	Project Title/ Fund Source	Funding Data					Total
			Prior	FY2019	FY2020	FY2021	FY2022	
WVT2019-01.1	n/a	Operating Assistance - Section 5307						
	Transit	5307	0	718,827	808,200	808,200	808,200	3,143,427
	Transit	LOCAL_EPTA	0	718,827	808,200	808,200	808,200	3,143,427
		Total	0	1,437,654	1,616,400	1,616,400	1,616,400	6,286,854
WVT2019-02.1	n/a	Capital Assistance - Preventative Maintenance						
	Transit	5307	0	235,500	261,200	261,200	261,200	1,019,100
	Transit	LOCAL_EPTA	0	68,900	65,300	65,300	63,500	263,000
		Total	0	304,400	326,500	326,500	324,700	1,282,100
WVT2019-02.2	n/a	Capital Assistance - Driver pads/Data Collection						
	Transit	5339	0	50,000	28,065	0	0	78,065
	Transit	LOCAL_EPTA	0	10,000	7,017	0	0	17,017
		Total	0	60,000	35,082	0	0	95,082
WVT2019-02.3	n/a	Capital Assistance - Miscellaneous Equipment						
	Transit	5339	0	20,000	18,269	0	0	38,269
	Transit	LOCAL_EPTA	0	5,000	4,568	0	0	9,568
		Total	0	25,000	22,837	0	0	47,837



Transportation Improvement Program - FY 2019-2022

Transit Category

MPO ID	Phase	Project Title/ Fund Source	Funding Data					Total
			Prior	FY2019	FY2020	FY2021	FY2022	
WVT2019-02.4	n/a	Capital Assistance - Bus Radios						
	Transit	5307	0	22,400	0	0	0	22,400
	Transit	LOCAL_EPTA	0	5,600	0	0	0	5,600
		Total	0	28,000	0	0	0	28,000
WVT2019-03.1	n/a	Capital Assistance - Section 5339						
	Transit	5339	62,200	330,543	430,000	0	0	822,743
	Transit	LOCAL_EPTA	15,500	66,108	107,500	0	0	189,108
		Total	77,700	396,651	537,500	0	0	1,011,851
WVT2019-04.1	n/a	Facility Expansion Plan						
	Transit	5305	60,000	60,000	0	80,000	0	200,000
	Transit	LOCAL_EPTA	15,000	15,000	0	20,000	0	50,000
		Total	75,000	75,000	0	100,000	0	250,000
WVT2019-05	n/a	Capital Assistance - Facility and Office Maintenance						
	Transit	5307	0	6,400	28,000	0	0	34,400
	Transit	LOCAL_EPTA	0	1,600	7,000	0	0	8,600
		Total	0	8,000	35,000	0	0	43,000



Transportation Improvement Program - FY 2019-2022

Transit Category

MPO ID	Phase	Project Title/ Fund Source	Funding Data					Total
			Prior	FY2019	FY2020	FY2021	FY2022	
WVT2019-05.1	n/a	Capital Assistance - Fare/Data Collection						
	Transit	5307	0	160,000	0	120,000	0	280,000
	Transit	LOCAL_EPTA	0	40,000	0	30,000	0	70,000
		Total	0	200,000	0	150,000	0	350,000
WVT2019-05.2	n/a	Capital Assistance - Passenger Amenity						
	Transit	5339	140,000	140,000	74,750	0	0	354,750
	Transit	LOCAL_EPTA	35,000	35,000	18,688	0	0	88,688
		Total	175,000	175,000	93,438	0	0	443,438
WVT2019-06	n/a	Capital Assistance - ADA Minivans						
	Transit	5310	0	65,688	0	0	0	65,688
	Transit	LOCAL_EPTA	0	16,422	0	0	0	16,422
		Total	0	82,110	0	0	0	82,110
WVT2019-07	n/a	Mobility Management Assistance - Section 5310						
	Transit	5310	0	35,000	0	0	0	35,000
		Total	0	35,000	0	0	0	35,000



Transportation Improvement Program - FY 2019-2022

Transit Category

MPO ID	Phase	Project Title/ Fund Source	Funding Data					
			Prior	FY2019	FY2020	FY2021	FY2022	Total
WVT2019-08	n/a	Section 5339 - Buses and Bus Facilities Infrastructure Investment Program						
	Transit	5339	0	0	4,500,000	0	0	4,500,000
	Transit	LOCAL_EPTA	0	0	900,000	0	0	900,000
		Total	0	0	5,400,000	0	0	5,400,000

APPENDICES

Appendix A – HEPMPO Self-Certification

Appendix B – FY 2019-2022 TIP Adoption Resolutions

Appendix C – Memorandums of Understanding and Planning Agreements

Appendix D – Performance Measure Resolutions

Appendix E – Public Participation Documentation

Appendix F – Maryland Obligated Project List

Appendix G – West Virginia Obligated Project List

Appendix H – Individual Project Sheets

- **WV DOH Projects**
- **Maryland Highway Projects**
- **EPTA Projects**
- **WCT Projects**

APPENDIX A

HEPMPO SELF-CERTIFICATION

METROPOLITAN TRANSPORTATION PLANNING PROCESS CERTIFICATION

WHEREAS the USDOT Fixing America's Surface Transportation Act (FAST Act) legislation requires the Metropolitan Planning Organization (MPO) to certify that its transportation planning process is in conformance with regulations; in accordance with 23 CFR 450.220, the Maryland and West Virginia Departments of Transportation and the Hagerstown/Eastern Panhandle Metropolitan Planning Organization, the Metropolitan Planning Organization for the Hagerstown, MD-WV-PA urbanized area, hereby certify that the transportation planning process is addressing the major issues in the metropolitan planning area and is being conducted in accordance with all applicable requirements of:

- I. 23 U.S.C. 134 and 135, 49 U.S.C. 5303 and 5304, 23 CFR Part 450 and this subpart;
- II. In nonattainment and maintenance areas, sections 174 and 176 (c) and (d) of the Clean Air Act, as amended (42 U.S.C. 7504, 7506 (c) and (d)) and 40 CFR part 93;
- III. Title VI of the Civil Rights Act of 1964, as amended (42 U.S.C. 2000d-1) and 49 CFR part 21;
- IV. 49 U.S.C. 5332, prohibiting discrimination on the basis of race, color, creed, national origin, sex, or age in employment or business opportunity;
- V. Section 1101(b) of the FAST Act (Pub. L. 114-357) and 49 CFR part 26 regarding the involvement of disadvantaged business enterprises in USDOT funded projects;
- VI. 23 CFR part 230, regarding the implementation of an equal employment opportunity program on Federal and Federal-aid highway construction contracts;
- VII. The provisions of the Americans with Disabilities Act of 1990 (42 U.S.C. 12101 et seq.) and 49 CFR parts 27, 37, and 38;
- VIII. The Older Americans Act, as amended (42 U.S.C. 6101), prohibiting discrimination on the basis of age in programs or activities receiving Federal financial assistance;
- IX. Section 324 of title 23 U.S.C. regarding the prohibition of discrimination based on gender; and
- X. Section 504 of the Rehabilitation Act of 1973 (29 U.S.C. 794) and 49 CFR part 27 regarding discrimination against individuals with disabilities.

Hagerstown/Eastern Panhandle MPO

Signature

EXECUTIVE DIRECTOR

Title

2/5/19

Date

Maryland Department of Transportation

Signature

SECRETARY

Title

4-5-19

Date

West Virginia Department of Transportation

Signature

Deputy Secretary / Acting Commissioner

Title

3/27/2019

Date



Hagerstown/Eastern Panhandle Metropolitan Planning Organization

33 W. Washington St., 4th Floor, Suite 402, Hagerstown, MD 21740

Phone: 240-313-2080, Fax: 240-313-2084

www.hepmo.net

RESOLUTION NUMBER 2019-14

**A RESOLUTION BY THE HAGERSTOWN/EASTERN PANHANDLE
METROPOLITAN PLANNING ORGANIZATION (HEPMPO)**

CERTIFICATION OF TRANSPORTATION PLANNING PROCESS

RECITALS

WHEREAS, the Hagerstown-Eastern Panhandle Metropolitan Planning Organization (HEPMPO) is required by FAST Act to certify that the transportation planning process in our area is being conducted in accordance with all applicable requirements.

WHEREAS, these requirements are comprised of:

- I. 23 U.S.C. 134, 49 U.S.C. 5303, and this subpart;
- II. In nonattainment and maintenance areas, sections 174 and 176 (c) and (d) of the Clean Air Act, as amended (42 U.S.C. 7504, 7506 (c) and (d)) and 40 CFR part 93;
- III. Title VI of the Civil Rights Act of 1964, as amended (42 U.S.C. 2000-d-1) and 49 CFR part 21;
- IV. 49 U.S.C. 5332, prohibiting discrimination on the basis of race, color, creed, national origin, sex or age in employment or business opportunity
- V. Section 1101(b) of the FAST Act (Pub. L. 109-59) and 49 CFR part 26 regarding the involvement of disadvantaged business enterprises in USDOT funded projects;
- VI. 23 CFR part 230, regarding the implementation of an equal employment opportunity program on Federal and Federal-aid highway construction contracts;
- VII. The provisions of the Americans with Disabilities Act of 1990 (42 U.S.C. 12101 et seq.) and 49 CFR parts 27, 37 and 38;
- VIII. The Older Americans Act, as amended (42 U.S.C. 6101), prohibiting discrimination on the basis of age in programs or activities receiving Federal financial assistance;
- IX. Section 324 of title 23 U.S.C. regarding the prohibition of discrimination based on gender and
- X. Section 504 of the Rehabilitation Act of 1973 (29 U.S.C. 794) and 49 CFR part 27 regarding discrimination against individuals with disabilities.

NOW, THEREFORE, BE IT RESOLVED that the Hagerstown/Eastern Panhandle Metropolitan Planning Organization hereby certify our area's transportation planning process in accordance with 23 CFR 450.334.

PASSED AND DULY ADOPTED this 15th day of May 2019.

HAGERSTOWN/EASTERN PANHANDLE
METROPOLITAN PLANNING ORGANIZATION



Hagerstown/Eastern Panhandle Metropolitan Planning Organization

33 W. Washington St., 4th Floor, Suite 402, Hagerstown, MD 21740

Phone: 240-313-2080, Fax: 240-313-2084

www.hepmo.net

By

Elaine C Mauck

Elaine C. Mauck, Chair

Attest:

[Signature]

Self-Certifications

Summary of Statutory Requirements

Metropolitan Planning

The States of Maryland West Virginia and HEPMPO shall certify to FHWA and FTA at least every four years that the planning process is addressing major issues facing their area and is being conducted in accordance with all applicable transportation planning requirements. The planning process will undergo joint review and evaluation by FHWA, FTA, and the respective State DOTs to determine if the process meets requirements.

The process for developing the Long Range Transportation Plan (LRTP) and programs shall provide for consideration of all modes of transportation and shall be continuing, cooperative and comprehensive to the degree appropriate, based on the complexity of the transportation problems to be solved.

HEPMPO Actions

HEPMPO is the metropolitan planning organization (MPO) for Berkeley and Jefferson Counties, West Virginia and Washington County, Maryland. As the MPO, we are required by the federal government to bring local government, state transportation agencies and the public into the transportation decision making process. A range of stakeholders come together through HEPMPO to develop:

- Long Range Transportation Plan (LRTP) every four years,
- Unified Planning Work Program (UPWP) annually,
- Transportation Improvement Program (TIP) annually,
- Public Participation Plan,
- Special Studies as required,

Planning is done using a collaborative process that fosters involvement by the public and stakeholders, informs transportation decisions, reflects a community's vision, goals and objectives, considers a variety of alternative strategies and a diverse set of concerns, and accounts for all forms of transportation and their impacts. Guidance is provided through the Technical Advisory Committee (TAC) and the Air Quality Advisory Committee (AQAC) (a subcommittee of the TAC).

Measures prohibiting discrimination and exclusion, and requiring equal opportunity

Title VI, Civil Rights Act of 1964

Title VI prohibits exclusion from participation in, denial of benefits of, and discrimination under federally assisted programs on grounds of race, color, or national origin. Title VI assurance regulations were also executed by each State, prohibiting discrimination on the basis of sex or disability.

[23 U.S.C. 324 and 29 U.S.C. 794]

Disadvantaged Business Enterprises (DBE)

The DBE program ensures equal opportunity in transportation contracting markets, addresses the effects of discrimination in transportation contracting, and promotes increased participating in federally-funded contracts by small, socially and economically disadvantaged businesses, including minority- and women-owned enterprises. The statute provides that at least 10 percent of the amounts made available for any federal-aid highways, mass transit, and transportation research and technology program be expended with certified DBEs.

[MAP-21, Pub. L. 109-59, Sec. 1101(b); CFR 49, Subtitle A, Part 26]

Americans with Disabilities Act of 1990 (ADA)

Programs and activities funded with federal dollars are prohibited from discrimination based on disability. Compliance with the applicable regulations is a condition of receiving federal assistance from the DOT.

Older Americans Act

Confirms opportunity for employment with no discriminatory personnel practices because of age. Also, the Older American Act Amendments of 2006 included provisions relating to transportation in Title III-B (Grants for State and Community Programs on Aging, Title IV [Technical Assistance and Innovation to Improve Transportation for Older Individuals], Title V [Senior Community Service Employment Program], and Title VI [Native American Aging Programs].

[Pub. L. 89-73, as amended, and 42 U.S.C. 6101]

Section 324 of 23 U.S.C.

No one on the basis of gender shall be denied participation in or benefits of any program or activity receiving federal assistance under Title 23.

Rehabilitation Act of 1973

This law protects qualified individuals from discrimination based on their disability. The nondiscrimination requirements of the law apply to employers and organizations that receive financial assistance from any federal department or agency, including the U.S. Department of Health and Human Services (DHHS).

[29 U.S.C. 794 and 49 CFR, Part 27]

HEPMPO Actions

It is the policy of HEPMPO to afford equal opportunity for participation in programs, activities and employment. All participation decisions are made without regard to race, color, age, sex, religion, national origin, ancestry, marital status, physical or mental handicap that can reasonably be accommodated, or status as a military veteran.

Public involvement is a key component of the transportation planning and programming process. A proactive public involvement process is one that provides complete information, timely public

notice, and full public access to major transportation decisions, and supports early and continuing involvement of the public in developing transportation plans and programs.

It is the policy of HEPMPO to afford equal opportunity for employment. All employment decisions are made without regard to race, color, age, sex, religion, national origin, ancestry, marital status, physical or mental handicap that can be reasonably accommodated, or status as a military veteran.

As an agency, we are committed to incorporating Title VI throughout our planning process. Contracts with third-party firms, as well as our personnel manual, feature all federally-required non-discriminatory clauses and Disadvantaged Business Enterprises (DBE) assurances.

We are also asked to reach out to people who are traditionally left out of the transportation planning process, such as low-income and minority households. Periodically, the Public Participation Plan (PPP) undergoes an evaluation of its public participation activities and initiatives. The PPP is then revised or amended to enhance public participation in the transportation planning process (available online at http://www.hepmo.net/PDF/HEPMPO_PublicParticipationPlan.pdf). HEPMPO must show if transportation investments are adversely impacting these populations and that improvements are equitably distributed. Our Environmental Justice (EJ) and Title VI initiatives seek to identify and mitigate the transportation burdens low-income and minority groups carry. It aims to direct spending into these communities, via our project prioritization process, to improve EJ public participation, as well as to plan for and help guide the implementation of community-based transportation projects.

HEPMPO is fully committed to the spirit and intent of the ADA legislation. To facilitate participation by people with disabilities, the following guidelines and activities apply:

- All HEPMPO public meetings and formal events will be held in facilities that are accessible to persons with disabilities;
- All documents available to the public will be provided in alternative formats for qualified individuals with disabilities; and
- Additional accommodations will be provided on an as-needed basis.

APPENDIX B

FY 2019-2022 TIP ADOPTION RESOLUTION(S)



Hagerstown/Eastern Panhandle Metropolitan Planning Organization
33 W. Washington St., 4th Floor, Suite 402, Hagerstown, MD 21740
Phone: 240-313-2080, Fax: 240-313-2084
www.hepmo.net

RESOLUTION NUMBER 2018-12

**A RESOLUTION BY THE HAGERSTOWN/EASTERN PANHANDLE
METROPOLITAN PLANNING ORGANIZATION (HEPMPO)
ENDORING THE TRANSPORTATION IMPROVEMENT PROGRAM
(TIP) FOR FY 2019-2022**

RECITALS

WHEREAS, the MPO is required to develop a Transportation Improvement Program (TIP) in accordance with the requirements of the Fixing America's Surface Transportation Act (FAST Act); and

WHEREAS, the attached FY 2019-2022 TIP was developed in cooperation with the Maryland, West Virginia and Pennsylvania Departments of Transportation, and

WHEREAS, the attached FY 2019-2022 TIP was developed in accordance with HEPMPO's Public Participation Plan which provides for significant opportunity for input in the planning process; and

WHEREAS, the MPO Technical Advisory Committee has reviewed the proposed Transportation Improvement Program and recommended adoption by the Interstate Council of the MPO; and


WHEREAS, the Interstate Council of the MPO has determined that the proposed FY 2019-2022 Transportation Improvement Program is consistent with its proposed plans and programs;

NOW, THEREFORE, BE IT RESOLVED by the Interstate Council of the Hagerstown-Eastern Panhandle Metropolitan Planning Organization that the Transportation Improvement Program for FY 2019-2022 is hereby adopted.

PASSED AND DULY ADOPTED after motion this 11th day of April 2018.

HAGERSTOWN/EASTERN PANHANDLE
METROPOLITAN PLANNING ORGANIZATION

By 
Mark S. Baldwin, Chairman

Attest: 



Hagerstown/Eastern Panhandle Metropolitan Planning Organization
33 W. Washington St., 4th Floor, Suite 402, Hagerstown, MD 21740
Phone: 240-313-2080, Fax: 240-313-2084
www.hepmo.net

**HAGERSTOWN/EASTERN PANHANDLE
METROPOLITAN PLANNING ORGANIZATION (HEPMPO)**

RESOLUTION # 2018 – 15

AMENDMENT TO THE 2019-2022 TRANSPORTATION IMPROVEMENT PLAN

WHEREAS, the Hagerstown/Eastern Panhandle Metropolitan Planning Organization (HEPMPO) is the designated Metropolitan Planning Organization for the Hagerstown-MD-WV-PA urbanized area and region, and includes official representatives of the cities of Hagerstown and Martinsburg, the towns of Washington County and of Berkeley County, the counties of Berkeley, Jefferson and Washington as well as representatives of the Maryland Department of Transportation, the West Virginia Department of Transportation, Washington County Transit, and the Eastern Panhandle Transit Authority; and

WHEREAS, the Hagerstown/Eastern Panhandle Metropolitan Planning Organization, as the Metropolitan Planning Organization for the Hagerstown-MD-WV-PA urbanized area and region, approved the 2019-2022 Transportation Improvement Program at its April 11, 2016 meeting, with federal concurrence received April 17, 2018; and

WHEREAS, federal regulations require that all transportation-related projects must be listed in the approved Transportation Improvement Program with accurate funding schedules in order to be eligible for federal funding; and

WHEREAS, the Transportation Improvement Program consists of projects included in, and in support of, the region's long-range transportation plan and ongoing short-range planning efforts; and

WHEREAS, the Maryland Department of Transportation has requested approval of an amendment to the 2019-2022 Transportation Improvement Program through the approved Transportation Improvement Program amendment process; and

WHEREAS, the Washington County Division of Engineering is requesting to amend one new highway project – Halfway Boulevard Extension, Phase II; and

WHEREAS, the Transportation Improvement Program, as amended, continues to display financial reasonableness and re-affirms the appropriate project selection criteria whereby all requirements for a Transportation Improvement Program in the Fixing America's Surface Transportation Act are met; and

WHEREAS, the proposed Transportation Improvement Program amendments were publicized for a 14-day review from May 2, 2018 to May 15, 2018. No comments were received on this project.

NOW, THEREFORE, BE IT RESOLVED that the Hagerstown/Eastern Panhandle Metropolitan Planning Organization, approves the attached amendments to the 2019-2022



Hagerstown/Eastern Panhandle Metropolitan Planning Organization
33 W. Washington St., 4th Floor, Suite 402, Hagerstown, MD 21740
Phone: 240-313-2080, Fax: 240-313-2084
www.hepmo.net

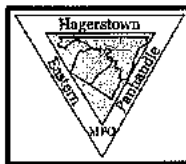
Transportation Improvement Program and finds them to conform to the applicable West Virginia State Implementation Plan and requirements of the 1990 Clean Air Act Amendments.

I HEREBY CERTIFY that the Hagerstown/Eastern Panhandle Metropolitan Planning Organization approved the aforementioned resolution on May 16, 2018.

May 16, 2018
Date

Kevin Cerrone
Kevin Cerrone, Vice - Chairman
Hagerstown/Eastern Panhandle MPO

Debra Sue Jekard
Attest



Hagerstown/Eastern Panhandle Metropolitan Planning Organization
33 W. Washington St., 4th Floor, Suite 402, Hagerstown, MD 21740
Phone: 240-313-2080, Fax: 240-313-2084
www.hepmo.net

**HAGERSTOWN/EASTERN PANHANDLE
METROPOLITAN PLANNING ORGANIZATION (HEPMPO)**

RESOLUTION # 2019 – 01

AMENDMENT TO THE 2019-2022 TRANSPORTATION IMPROVEMENT PLAN

WHEREAS, the Hagerstown/Eastern Panhandle Metropolitan Planning Organization (HEPMPO) is the designated Metropolitan Planning Organization for the Hagerstown-MD-WV-PA urbanized area and region, and includes official representatives of the cities of Hagerstown and Martinsburg, the towns of Washington County and of Berkeley County, the counties of Berkeley, Jefferson and Washington as well as representatives of the Maryland Department of Transportation, the West Virginia Department of Transportation, Washington County Transit, and the Eastern Panhandle Transit Authority; and

WHEREAS, the Hagerstown/Eastern Panhandle Metropolitan Planning Organization, as the Metropolitan Planning Organization for the Hagerstown-MD-WV-PA urbanized area and region, approved the 2019-2022 Transportation Improvement Program at its April 11, 2018 meeting, with federal concurrence received April 17, 2018; and

WHEREAS, federal regulations require that all transportation-related projects must be listed in the approved Transportation Improvement Program with accurate funding schedules in order to be eligible for federal funding; and

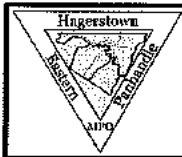
WHEREAS, the Transportation Improvement Program consists of projects included in, and in support of, the region's long-range transportation plan and ongoing short-range planning efforts; and

WHEREAS, the West Virginia Department of Transportation on the behalf of the West Virginia Division of Highways has requested approval of an amendment to the 2019-2022 Transportation Improvement Program through the approved Transportation Improvement Program amendment process; and

WHEREAS, the West Virginia Division of Highways is requesting to amend one new project – WV 45 Apple Harvest Drive Widening; and

WHEREAS, the Transportation Improvement Program, as amended, continues to display financial reasonableness and re-affirms the appropriate project selection criteria whereby all requirements for a Transportation Improvement Program in the Fixing America's Surface Transportation Act are met; and

WHEREAS, the proposed Transportation Improvement Program amendments were publicized for a 14-day review from August 8, 2018 to August 21, 2018. No comments were received on this project.



Hagerstown/Eastern Panhandle Metropolitan Planning Organization
33 W. Washington St., 4th Floor, Suite 402, Hagerstown, MD 21740
Phone: 240-313-2080, Fax: 240-313-2084
www.hepmo.net

NOW, THEREFORE, BE IT RESOLVED that the Hagerstown/Eastern Panhandle Metropolitan Planning Organization, approves the attached amendments to the 2017-2020 Transportation Improvement Program and finds them to conform to the applicable West Virginia State Implementation Plan and requirements of the 1990 Clean Air Act Amendments.

I HEREBY CERTIFY that the Hagerstown/Eastern Panhandle Metropolitan Planning Organization approved the aforementioned resolution on August 22, 2018.

Aug. 22, 2018
Date

Kevin Cerrone
Kevin Cerrone, Vice-Chairman
Hagerstown/Eastern Panhandle MPO

Diana Sue Eckard
Attest



Hagerstown/Eastern Panhandle Metropolitan Planning Organization
33 W. Washington St., 4th Floor, Suite 402, Hagerstown, MD 21740
Phone: 240-313-2080, Fax: 240-313-2084
www.hepmo.net

**HAGERSTOWN/EASTERN PANHANDLE
METROPOLITAN PLANNING ORGANIZATION (HEPMPO)**

RESOLUTION # 2019 – 06

AMENDMENT TO THE 2019-2022 TRANSPORTATION IMPROVEMENT PLAN

WHEREAS, the Hagerstown/Eastern Panhandle Metropolitan Planning Organization (HEPMPO) is the designated Metropolitan Planning Organization for the Hagerstown-MD-WV-PA urbanized area and region, and includes official representatives of the cities of Hagerstown and Martinsburg, the towns of Washington County and of Berkeley County, the counties of Berkeley, Jefferson and Washington as well as representatives of the Maryland Department of Transportation, the West Virginia Department of Transportation, Washington County Transit, and the Eastern Panhandle Transit Authority; and

WHEREAS, the Hagerstown/Eastern Panhandle Metropolitan Planning Organization, as the Metropolitan Planning Organization for the Hagerstown-MD-WV-PA urbanized area and region, approved the 2019-2022 Transportation Improvement Program at its April 11, 2018 meeting, with federal concurrence received April 17, 2018; and

WHEREAS, federal regulations require that all transportation-related projects must be listed in the approved Transportation Improvement Program with accurate funding schedules in order to be eligible for federal funding; and

WHEREAS, the Transportation Improvement Program consists of projects included in, and in support of, the region's long-range transportation plan and ongoing short-range planning efforts; and

WHEREAS, the West Virginia Department of Transportation on the behalf of the West Virginia Division of Highways has requested approval of an amendment to the 2019-2022 Transportation Improvement Program through the approved Transportation Improvement Program amendment process; and

WHEREAS, the Eastern Panhandle Transit Authority is requesting to amend two new projects Capital Assistance-ADA Minivans and Mobility Management Assistance; and

WHEREAS, the Transportation Improvement Program, as amended, continues to display financial reasonableness and re-affirms the appropriate project selection criteria whereby all requirements for a Transportation Improvement Program in the Fixing America's Surface Transportation Act are met; and

WHEREAS, the proposed Transportation Improvement Program amendments were publicized for a 14-day review from October 3, 2018 to October 16, 2018. No comments were received on this project.



Hagerstown/Eastern Panhandle Metropolitan Planning Organization
33 W. Washington St., 4th Floor, Suite 402, Hagerstown, MD 21740
Phone: 240-313-2080, Fax: 240-313-2084
www.hepmo.net

NOW, THEREFORE, BE IT RESOLVED that the Hagerstown/Eastern Panhandle Metropolitan Planning Organization, approves the attached amendments to the 2019-2022 Transportation Improvement Program and finds them to conform to the applicable West Virginia State Implementation Plan and requirements of the 1990 Clean Air Act Amendments.

I HEREBY CERTIFY that the Hagerstown/Eastern Panhandle Metropolitan Planning Organization approved the aforementioned resolution on October 17, 2018.

10/17/2018
Date

Mark S. Baldwin
Mark S. Baldwin, Chairman
Hagerstown/Eastern Panhandle MPO

Debra Sue Eckard
Attest



Hagerstown/Eastern Panhandle Metropolitan Planning Organization
33 W. Washington St., 4th Floor, Suite 402, Hagerstown, MD 21740
Phone: 240-313-2080, Fax: 240-313-2084
www.hepmo.net

**HAGERSTOWN/EASTERN PANHANDLE
METROPOLITAN PLANNING ORGANIZATION (HEPMPO)**

RESOLUTION # 2019 – 07

AMENDMENT TO THE 2019-2022 TRANSPORTATION IMPROVEMENT PLAN

WHEREAS, the Hagerstown/Eastern Panhandle Metropolitan Planning Organization (HEPMPO) is the designated Metropolitan Planning Organization for the Hagerstown-MD-WV-PA urbanized area and region, and includes official representatives of the cities of Hagerstown and Martinsburg, the towns of Washington County and of Berkeley County, the counties of Berkeley, Jefferson and Washington as well as representatives of the Maryland Department of Transportation, the West Virginia Department of Transportation, Washington County Transit, and the Eastern Panhandle Transit Authority; and

WHEREAS, the Hagerstown/Eastern Panhandle Metropolitan Planning Organization, as the Metropolitan Planning Organization for the Hagerstown-MD-WV-PA urbanized area and region, approved the 2019-2022 Transportation Improvement Program at its April 11, 2018 meeting, with federal concurrence received April 17, 2018; and

WHEREAS, federal regulations require that all transportation-related projects must be listed in the approved Transportation Improvement Program with accurate funding schedules in order to be eligible for federal funding; and

WHEREAS, the Transportation Improvement Program consists of projects included in, and in support of, the region's long-range transportation plan and ongoing short-range planning efforts; and

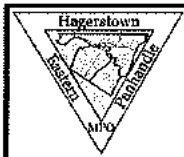
WHEREAS, the Maryland Department of Transportation has requested approval of an amendment to the 2019-2022 Transportation Improvement Program through the approved Transportation Improvement Program amendment process; and

WHEREAS, the Maryland Department of Transportation is requesting to amend one new highway project – I-70 MD 65 and CSX Bridges Rehabilitation; and

WHEREAS, the Transportation Improvement Program, as amended, continues to display financial reasonableness and re-affirms the appropriate project selection criteria whereby all requirements for a Transportation Improvement Program in the Fixing America's Surface Transportation Act are met; and

WHEREAS, the proposed Transportation Improvement Program amendments were publicized for a 14-day review from January 2, 2019 to January 15, 2019. No comments were received on this project.

NOW, THEREFORE, BE IT RESOLVED that the Hagerstown/Eastern Panhandle Metropolitan Planning Organization, approves the attached amendments to the 2019-2022



Hagerstown/Eastern Panhandle Metropolitan Planning Organization
33 W. Washington St., 4th Floor, Suite 402, Hagerstown, MD 21740
Phone: 240-313-2080, Fax: 240-313-2084
www.hepmo.net

Transportation Improvement Program and finds them to conform to the applicable West Virginia State Implementation Plan and requirements of the 1990 Clean Air Act Amendments.

I HEREBY CERTIFY that the Hagerstown/Eastern Panhandle Metropolitan Planning Organization approved the aforementioned resolution on January 16, 2019.

Jan 16, 2019
Date

Mark S. Baldwin
Mark S. Baldwin, Chairman
Hagerstown/Eastern Panhandle MPO

Debra Lee Evers
Attest



Hagerstown/Eastern Panhandle Metropolitan Planning Organization
33 W. Washington St., 4th Floor, Suite 402, Hagerstown, MD 21740
Phone: 240-313-2080, Fax: 240-313-2084
www.hepmo.net

**HAGERSTOWN/EASTERN PANHANDLE
METROPOLITAN PLANNING ORGANIZATION (HEPMPO)**

RESOLUTION # 2019 – 11

AMENDMENT TO THE 2019-2022 TRANSPORTATION IMPROVEMENT PROGRAM

WHEREAS, the Hagerstown/Eastern Panhandle Metropolitan Planning Organization (HEPMPO) is the designated Metropolitan Planning Organization for the Hagerstown-MD-WV-PA urbanized area and region, and includes official representatives of the cities of Hagerstown and Martinsburg, the towns of Washington County and of Berkeley County, the counties of Berkeley, Jefferson and Washington as well as representatives of the Maryland Department of Transportation, the West Virginia Department of Transportation, Washington County Transit, and the Eastern Panhandle Transit Authority; and

WHEREAS, the Hagerstown/Eastern Panhandle Metropolitan Planning Organization, as the Metropolitan Planning Organization for the Hagerstown-MD-WV-PA urbanized area and region, approved the 2019-2022 Transportation Improvement Program at its April 11, 2018 meeting, with federal concurrence received April 17, 2018; and

WHEREAS, federal regulations require that all transportation-related projects must be listed in the approved Transportation Improvement Program with accurate funding schedules in order to be eligible for federal funding; and

WHEREAS, the Transportation Improvement Program consists of projects included in, and in support of, the region's long-range transportation plan and ongoing short-range planning efforts; and

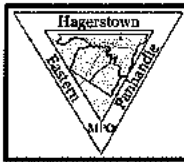
WHEREAS, the Eastern Panhandle Transit Authority has requested approval of an amendment to the 2019-2022 Transportation Improvement Program through the approved Transportation Improvement Program amendment process; and

WHEREAS, the Eastern Panhandle Transit Authority is requesting to amend one new project Section 5339 – Buses and Bus Facilities Infrastructure Investment Program; and

WHEREAS, the Transportation Improvement Program, as amended, continues to display financial reasonableness and re-affirms the appropriate project selection criteria whereby all requirements for a Transportation Improvement Program in the Fixing America's Surface Transportation Act are met; and

WHEREAS, the proposed Transportation Improvement Program amendments were publicized for a 14-day review from March 6, 2019 to March 19, 2019. No comments were received on this project.

NOW, THEREFORE, BE IT RESOLVED that the Hagerstown/Eastern Panhandle Metropolitan Planning Organization, approves the attached amendments to the 2019-2022



Hagerstown/Eastern Panhandle Metropolitan Planning Organization

33 W. Washington St., 4th Floor, Suite 402, Hagerstown, MD 21740

Phone: 240-313-2080, Fax: 240-313-2084

www.hepmo.net

Transportation Improvement Program and finds them to conform to the applicable West Virginia State Implementation Plan and requirements of the 1990 Clean Air Act Amendments.

I HEREBY CERTIFY that the Hagerstown/Eastern Panhandle Metropolitan Planning Organization approved the aforementioned resolution on March 20, 2019.

3-20-19

Date

Elaine C. Mauck

/Elaine C. Mauck, Chair

Hagerstown/Eastern Panhandle MPO

Debra Sue Eckard

Attest



Hagerstown/Eastern Panhandle Metropolitan Planning Organization
33 W. Washington St., 4th Floor, Suite 402, Hagerstown, MD 21740
Phone: 240-313-2080, Fax: 240-313-2084
www.hepmo.net

**HAGERSTOWN/EASTERN PANHANDLE
METROPOLITAN PLANNING ORGANIZATION (HEPMPO)**

RESOLUTION # 2019 – 12

AMENDMENT TO THE 2019-2022 TRANSPORTATION IMPROVEMENT PROGRAM

WHEREAS, the Hagerstown/Eastern Panhandle Metropolitan Planning Organization (HEPMPO) is the designated Metropolitan Planning Organization for the Hagerstown-MD-WV-PA urbanized area and region, and includes official representatives of the cities of Hagerstown and Martinsburg, the towns of Washington County and of Berkeley County, the counties of Berkeley, Jefferson and Washington as well as representatives of the Maryland Department of Transportation, the West Virginia Department of Transportation, Washington County Transit, and the Eastern Panhandle Transit Authority; and

WHEREAS, the Hagerstown/Eastern Panhandle Metropolitan Planning Organization, as the Metropolitan Planning Organization for the Hagerstown-MD-WV-PA urbanized area and region, approved the 2019-2022 Transportation Improvement Program at its April 11, 2018 meeting, with federal concurrence received April 17, 2018; and

WHEREAS, federal regulations require that all transportation-related projects must be listed in the approved Transportation Improvement Program with accurate funding schedules in order to be eligible for federal funding; and

WHEREAS, the Transportation Improvement Program consists of projects included in, and in support of, the region's long-range transportation plan and ongoing short-range planning efforts; and

WHEREAS, the West Virginia Department of Transportation has requested approval of an amendment to the 2019-2022 Transportation Improvement Program through the approved Transportation Improvement Program amendment process; and

WHEREAS, the West Virginia Department of Transportation is requesting to amend one new project the Tabler Station Interchange Improvements; and

WHEREAS, the Transportation Improvement Program, as amended, continues to display financial reasonableness and re-affirms the appropriate project selection criteria whereby all requirements for a Transportation Improvement Program in the Fixing America's Surface Transportation Act are met; and

WHEREAS, the proposed Transportation Improvement Program amendments were publicized for a 14-day review from May 1, 2019 to May 14, 2019. No comments were received on this project.

NOW, THEREFORE, BE IT RESOLVED that the Hagerstown/Eastern Panhandle Metropolitan Planning Organization, approves the attached amendments to the 2019-2022



Hagerstown/Eastern Panhandle Metropolitan Planning Organization

33 W. Washington St., 4th Floor, Suite 402, Hagerstown, MD 21740

Phone: 240-313-2080, Fax: 240-313-2084

www.hepmo.net

Transportation Improvement Program and finds them to conform to the applicable West Virginia State Implementation Plan and requirements of the 1990 Clean Air Act Amendments.

I HEREBY CERTIFY that the Hagerstown/Eastern Panhandle Metropolitan Planning Organization approved the aforementioned resolution on May 15, 2019.

5/15/19
Date

Elaine C Mauck
Elaine C. Mauck, Chair
Hagerstown/Eastern Panhandle MPO

[Signature]
Attest

APPENDIX C

**MEMORANDUMS OF UNDERSTANDING
AND PLANNING AGREEMENTS**

MEMORANDUM OF UNDERSTANDING
Coordination of the Transportation Planning Processes
Between
Franklin County Metropolitan Planning Organization
and
Hagerstown/Eastern Panhandle Metropolitan Planning Organization

I. Background and Purpose

- A. The Hagerstown/Eastern Panhandle Metropolitan Planning Organization (HEPMPO) and the Franklin County Metropolitan Planning Organization (Franklin MPO) recognize that the Hagerstown, Maryland, Urbanized Boundary extends into Franklin County, Pennsylvania. The purpose of this agreement is to define the roles and responsibilities of the Metropolitan Planning Organizations (MPOs).
- B. This agreement provides the framework for the responsibilities of the Franklin MPO and HEPMPPO in regard to the federally mandated transportation planning and programming for the Hagerstown Urbanized Area within Franklin County. Each MPO will coordinate with the other on planning and programming of studies and projects that will impact the economy, environment, transportation systems and quality of life for the citizens within their respective planning areas.

II. General Points of Understanding and Agreement

- A. We agree to collaborate in the planning, conduct and reporting of transportation related information at the state and regional levels. We agree to share information and plans in order to achieve the goals of state and regional transportation plans, and to assist, where appropriate, in the joint selection of projects, and improve the coordination of investment across borders.
- B. We agree to work together to achieve compliance with all federal planning regulations and guidance.
- C. We agree that staffs of both MPOs will meet as needed to review progress of cooperative efforts, to discuss key findings from program activities, and to discuss the scope, plans and implementation of activities under consideration for the next planning cycle.
- D. We agree that Franklin County will maintain a non-voting seat on the HEPMPPO Board and a representative from the HEPMPPO will have a non-voting seat on the Franklin County MPO Board.
- E. This agreement will be reviewed when either agency identifies the need for a review.

III. Specific Points of Understanding and Agreement

A. MPO Boundary

1. We recognize the Franklin MPO Boundary is the entire County of Franklin.

B. Long Range Transportation Plans (LRTPs)

1. We recognize the currently adopted Franklin County Metropolitan Planning Organization Long Range Transportation Plan is the transportation plan for Franklin County, Pennsylvania. This includes the portion of the Hagerstown Urbanized Area in Franklin County.
2. We agree the Franklin MPO should address planning/programming needs of the Hagerstown Urbanized Area within Franklin County. Findings of the Franklin MPO concerning its portion of the Hagerstown Urbanized Area will be incorporated in the Long Range Transportation Plan for the Franklin MPO.

C. Transportation Improvement Program (TIP)

1. We agree to work together on planning and programming transportation projects for the Hagerstown Urbanized Area within Franklin County where applicable funds are spent on projects and programs that improve the transportation system. However, the Franklin County MPO will program the projects for the section of the Hagerstown Urbanized Area within Franklin County.

D. Unified Planning Work Program (UPWP)


1. The Franklin MPO will develop and submit a work plan for all work in the Hagerstown Urbanized Area within Franklin County.
2. To help ensure the continuity of federal funds and help support the planning process within the two existing MPO planning area boundaries, each agency agrees to abide by the methodology and process currently used to allocate planning funds to the respective MPOs.

E. Other Planning Activities

1. We agree to work together to identify the need for corridor projects that cross the MPO boundary.
2. We agree the Franklin MPO will address urban area boundary issues and review the functional classification of all public roads and streets within

Franklin County on a periodic basis. This review will be completed using the National Functional Classification System guidelines.

3. We agree to cooperate with planning and implementation of our respective management and monitoring systems, especially the congestion management processes (CMP) system.
4. We agree to coordinate air quality maintenance and conformity issues as they affect the regional attainment status and conformity of each MPO's Long Range Transportation Plan and Transportation Improvement Program. However, the Franklin County MPO will be responsible for air quality maintenance and conformity relative to the Hagerstown Urbanized Area within Franklin County.



Martin E. Brubaker, Chairman
Hagerstown/Eastern Panhandle MPO

June 5, 2013

Date



Robert Thomas, Chairman
Franklin County MPO

May 1, 2011

Date

**AGREEMENT AND
MEMORANDUM OF UNDERSTANDING
FOR
COOPERATIVE TRANSPORTATION PLANNING
BETWEEN
HAGERSTOWN/EASTERN PANHANDLE METROPOLITAN PLANNING
ORGANIZATION
AND
WASHINGTON COUNTY TRANSIT**

This Memorandum of Understanding is agreed and entered into on this day 9th day of March, 2017 between Hagerstown/Eastern Panhandle Metropolitan Planning Organization, hereinafter called HEPMPO, and Washington County Transit, hereinafter called WCT. This agreement specifies the roles and responsibilities of HEPMPO, the Metropolitan Planning Organization (MPO) for Washington County MD, Berkeley County WV, Jefferson County WV, Franklin County PA and WCT, the grantee, a publicly owned operator providing deviated route and demand response transit services for carrying out federal transportation planning and programming requirements for a continuing, cooperative and comprehensive transportation planning process.

This agreement provides the parameters for fulfilling the federal transportation planning requirements, and the cooperative effort between the agencies in meeting these requirements. This MOU specifically addresses the roles and responsibilities related to the development of the annual Unified Planning Work Program of a transit component, development of the local Transportation Improvement Program (TIP) and State Transportation Improvement Program (STIP), Air Quality Conformity Determinations, and the development and maintenance of the Multimodal Long Range Transportation Plan.

The roles and responsibilities of the cooperating agencies under this MOU are as follows:

Section 1: Role and Responsibilities of HEPMPO

- A. Role:** To carry out the continuing, cooperative and comprehensive transportation planning process by providing the technical and administrative services necessary to fulfill all applicable federal transportation planning requirements.
- B. Responsibilities:** In accordance with the current Statutory Planning and Programming Requirements in Fixing Americas Surface Transportation Act (FAST Act) and the previous legislation Moving Ahead for Progress in the 21st Century (MAP-21), as well as other federal and state regulations, HEPMPO is responsible for the following activity:
1. Develop an annual Unified Planning Work Program and budget inclusive of a transit work element.
 2. Develop and maintain a fiscally constrained Long Range Multimodal Transportation Plan that addresses the planning factors identified in the transportation legislation. The Long Range Plan and Transportation Improvement Program will incorporate FAST Act and MAP-21 transit provisions including asset management and safety plans with recommendations developed by the transit agency.
 3. Develop and maintain a Transportation Improvement Program (TIP) for the HEPMPO metropolitan planning area inclusive of all highway and transit projects programmed during the TIP period consistent with the TIP/STIP guidelines and timeframes.
 4. Develop an annual listing of obligated projects from the previous fiscal year. The list is to be developed in conjunction with the state and transit provider and made available for public

Monday, May 01, 2017

- review. HEPMPO will contact the transit agency to obtain the information.
5. Develop and maintain a public involvement/participation plan establishing a framework for soliciting public comments on all plans and programs developed by the HEPMPO. Within the plan are procedures and specific timeframes for posting notices and accepting comments relative to the Long Range Transportation Plan and Transportation Improvement Program.
 6. HEPMPO may coordinate any plan development requirements initiated by the state to maintain a coordinated effort between public, private, and non-profit transportation service, human service providers and the general public. The project selection and funding requirements under the former New Freedom program was made optional under MAP-21. Participation in the planning process may be required for grant recipients under the Enhanced Mobility of Seniors and Individuals with Disabilities Program (5310).
 7. Schedule board meetings with the Policy Board and Technical Advisory Committee. Meeting notices, agendas and proposed resolutions are provided to the board prior to each meeting for review.
 8. Provide technical assistance to the local units of government and transit agencies cooperating in the transportation planning process.
 9. Perform the required air quality conformity analysis and determination on all plans and programs developed by HEPMPO.
 10. Coordinate with state, local units of government, and transit agency in the development of all plans, programs and policies established by HEPMPO.
 11. HEPMPO in coordination with the state and transit agency will establish performance targets as required by the Federal Transit Administration's Transit Asset Management and Safety-Related Final Rules.

Section 2: Roles and Responsibilities of WCT

- A. **Role:** To provide deviated route and demand response transit service within the service areas of Washington County, Maryland. Participate in the transportation planning process to insure compliance with FAST Act transit provisions.
- B. **Responsibilities:** Within the frame work of the transportation planning process WCT is represented on the HEPMPO Interstate Council (voting board) and the Technical Advisory Committee (non-voting). As a TAC member WCT provides the Policy Board with technical guidance when making policy decisions and coordinates with HEPMPO to ensure that transit issues are adequately addressed. The responsibilities of the WCT in the planning process are as follows:
 1. To review the planning activity identified in the Unified Planning Work Program to insure that all transit planning emphasis areas are being met.
 2. To participate in the development of the Long Range Multimodal Transportation Plan for the region providing transit program improvements, project cost estimates, and fiscal projections.
 3. To Participate in the development and maintenance of the Transportation Improvement Program providing HEPMPO with the appropriate project information including capital and operating expenses covering the TIP period.
 4. WCT will provide HEPMPO with a list of obligated transit projects from the previous fiscal year to fulfill the annual listing of projects requirement.
 5. The transit agency will review public notices as they relate to transit activity to insure that program requirements are fulfilled.
 6. As a public transit provider, WCT will serve as a stakeholder/committee member in the development and maintenance of the Coordinated Public Transit-Human Services Transportation Plan.
 7. To attend HEPMPO meetings providing transit status reports as necessary.

Monday, May 01, 2017

8. To provide transit related data that supports plans and programs developed through the transportation planning process.
9. To provide the Policy Board with technical assistance that aides in policy decision making.
10. In coordination and cooperation with HEPMPO and the Maryland Transit Administration, WCT will participate in the establishment and maintenance of performance measures and targets.
11. The transit agency will be part of a group transit asset management plan that at a minimum includes capital inventories, condition assessments, and investment prioritization. The transit agency will develop a public safety plan that at a minimum includes safety risk identification and evaluation, minimizing exposure to hazards and performance targets. The information is to be shared with the HEPMPO for incorporation into the Long Range Transportation Plan.

Section 3: Amendments

HEPMPO will continue to review any agreements with WCT to ensure that they continue to satisfy all planning requirements. HEPMPO and WCT may cooperatively amend any sections of this Agreement/MOU in accordance with any new or revised federal regulations. This Agreement/MOU shall remain in effect unless the HEPMPO and WCT terminate the MOU in writing.

Agreed to this 25th day of April, 2017

By:



Matthew Mullenax, Executive Director
Hagerstown/Eastern Panhandle Metropolitan Planning Organization



Kevin Cerrone, Director
Washington County Transit

Monday, May 01, 2017

**AGREEMENT AND
MEMORANDUM OF UNDERSTANDING
FOR
COOPERATIVE TRANSPORTATION PLANNING
BETWEEN
HAGERSTOWN/EASTERN PANHANDLE METROPOLITAN PLANNING
ORGANIZATION
AND
EASTERN PANHANDLE TRANSIT AUTHORITY**

This Memorandum of Understanding is agreed and entered into on this day 9th day of June, 2017 between Hagerstown/Eastern Panhandle Metropolitan Planning Organization, hereinafter called HEPMPO, the Eastern Panhandle Transit Authority, hereinafter called EPTA. This agreement specifies the roles and responsibilities of HEPMPO, the Metropolitan Planning Organization (MPO) for Washington County MD, Berkeley County WV, Jefferson County WV, Franklin County PA and EPTA, the grantee, a publicly owned operator providing deviated route and demand response transit services for carrying out federal transportation planning and programming requirements for a continuing, cooperative and comprehensive transportation planning process.

This agreement provides the parameters for fulfilling the federal transportation planning requirements, and the cooperative effort between the agencies in meeting these requirements. This MOU specifically addresses the roles and responsibilities related to the development of the annual Unified Planning Work Program of a transit component, development of the local Transportation Improvement Program (TIP) and State Transportation Improvement Program (STIP), Air Quality Conformity Determinations, and the development and maintenance of the Multimodal Long Range Transportation Plan.

The roles and responsibilities of the cooperating agencies under this MOU are as follows:

Section 1: Role and Responsibilities of HEPMPO

- A. Role:** To carry out the continuing, cooperative and comprehensive transportation planning process by providing the technical and administrative services necessary to fulfill all applicable federal transportation planning requirements.
- B. Responsibilities:** In accordance with the current Statutory Planning and Programming Requirements in Fixing Americas Surface Transportation Act (Fast Act) and the previous legislation Moving Ahead for Progress in the 21st Century (MAP-21), as well as other federal and state regulations, HEPMPO is responsible for the following activity:
1. Develop an annual Unified Planning Work Program and budget inclusive of a transit work element.
 2. Develop and maintain a fiscally constrained Long Range Multimodal Transportation Plan that addresses the planning factors identified in the transportation legislation. The Long Range Plan and Transportation Improvement Program will incorporate FAST Act and MAP-21 transit provisions including asset management and safety plans with recommendations developed by the transit agency.
 3. Develop and maintain a Transportation Improvement Program (TIP) for the HEPMPO metropolitan planning area inclusive of all highway and transit projects programmed during the TIP period consistent with the TIP/STIP guidelines and timeframes.
 4. Develop an annual listing of obligated projects from the previous fiscal year. The list is to be developed in conjunction with the state and transit provider and made available for public

- review. HEPMPO will contact the transit agency to obtain the information.
5. Develop and maintain a public involvement/participation plan establishing a framework for soliciting public comments on all plans and programs developed by the HEPMPO. Within the plan are procedures and specific timeframes for posting notices and accepting comments relative to the Long Range Transportation Plan and Transportation Improvement Program. EPTA relies on the public participation process for the TIP to satisfy Section 5307 public involvement requirements for the Program of Projects (POP).
 6. HEPMPO may coordinate any plan development requirements initiated by the state to maintain a coordinated effort between public, private, and non-profit transportation service, human service providers and the general public. The project selection and funding requirements under the former New Freedom program was made optional under MAP-21. Participation in the planning process may be required for grant recipients under the Enhanced Mobility of Seniors and Individuals with Disabilities Program (5310).
 7. Schedule board meetings with the Policy Board and Technical Advisory Committee. Meeting notices, agendas and proposed resolutions are provided to the board prior to each meeting for review.
 8. Provide technical assistance to the local units of government and transit agencies cooperating in the transportation planning process.
 9. Perform the required air quality conformity analysis and determination on all plans and programs developed by HEPMPO.
 10. Coordinate with state, local units of government, and transit agency in the development of all plans, programs and policies established by HEPMPO.
 11. HEPMPO in coordination with the state and transit agency will establish and maintain performance targets that address national performance measures issued by the U.S. DOT based on goals outlined in the law including transit safety and asset management.

Section 2: Roles and Responsibilities of EPTA

- A. **Role:** To provide deviated route and demand response transit service within the service areas of Berkeley & Jefferson Counties, West Virginia. Participate in the transportation planning process to insure compliance with FAST Act transit provisions.
- B. **Responsibilities:** Within the frame work of the transportation planning process EPTA is represented on the HEPMPO Interstate Council (voting board) and the Technical Advisory Committee (non-voting). As a TAC member EPTA provides the Policy Board with technical guidance when making policy decisions and coordinates with HEPMPO to ensure that transit issues are adequately addressed. The responsibilities of the EPTA in the planning process are as follows:
 1. To review the planning activity identified in the Unified Planning Work Program to insure that all transit planning emphasis areas are being met.
 2. To participate in the development of the Long Range Multimodal Transportation Plan for the region providing transit program improvements, project cost estimates, and fiscal projections.
 3. To Participate in the development and maintenance of the Transportation Improvement Program providing HEPMPO with the appropriate project information including capital and operating expenses covering the TIP period.
 4. EPTA will provide HEPMPO with a list of obligated transit projects from the previous fiscal year to fulfill the annual listing of projects requirement.
 5. The transit agency will review public notices as they relate to transit activity to insure that program requirements are fulfilled.
 6. As a public transit provider, EPTA will serve as a stakeholder/committee member in the

development and maintenance of the Coordinated Public Transit-Human Services Transportation Plan.

7. To attend HEPMPO meetings providing transit status reports as necessary.
8. To provide transit related data that supports plans and programs developed through the transportation planning process.
9. To provide the Policy Board with technical assistance that aides in policy decision making.
10. In coordination and cooperation with HEPMPO and the state Division of Public Transit, EPTA will participate in the establishment and maintenance of performance measures and targets.
11. The transit agency will develop a transit asset management plan that at a minimum includes capital inventories, condition assessments, and investment prioritization. The transit agency will develop a public safety plan that at a minimum includes safety risk identification and evaluation, minimizing exposure to hazards and performance targets. The information is to be shared with the HEPMPO for incorporation into the Long Range Transportation Plan.

Section 3: Amendments

HEPMPO will continue to review any agreements with EPTA to ensure that they continue to satisfy all planning requirements. HEPMPO and EPTA may cooperatively amend any sections of this Agreement/MOU in accordance with any new or revised federal regulations. This Agreement/MOU shall remain in effect unless the HEPMPO and EPTA terminate the MOU in writing.

Agreed to this 9th day of June, 2017

By:



Matthew Mullenax, Executive Director
Hagerstown/Eastern Panhandle Metropolitan Planning Organization



Douglas Pixler, Director
Eastern Panhandle Transit Authority

APPENDIX D

PERFORMANCE MEASURE RESOLUTIONS



Hagerstown/Eastern Panhandle Metropolitan Planning Organization

33 W. Washington St., 4th Floor, Suite 402, Hagerstown, MD 21740

Phone: 240-313-2080, Fax: 240-313-2084

www.hepmo.net

RESOLUTION NUMBER 2018-07

**A RESOLUTION BY THE HAGERSTOWN/EASTERN PANHANDLE
METROPOLITAN PLANNING ORGANIZATION (HEPMPO)**

ADOPTION OF MARYLAND HIGHWAY PERFORMANCE MEASURE TARGETS

RECITALS

WHEREAS the HEPMPO partners with the Maryland Department of Transportation, the Federal Highway Administration, and the Federal Transit Administration to develop short term planning studies and long term multi-modal metropolitan transportation plans through a "continuous, cooperative and comprehensive planning program" that identify and address the transportation needs of our community in an open collaborative process that builds community consensus; and

WHEREAS, Federal surface transportation legislation, beginning with MAP-21 in 2012 and continued in the FAST Act, established performance requirements for States and MPOs under the Transportation Performance Management (TPM) program; and

WHEREAS, Maryland Department of Transportation coordinated with HEPMPO on the development of their Strategic Highway Safety Plan and targets for five safety performance measures: (1) fatalities, (2) rate of fatalities (3) number of serious injuries (4) rate of serious injuries and (5) number of non-motorized fatalities and non-motorized serious injuries; and

WHEREAS, HEPMPO is a multi-state metropolitan planning organization that will adopt the highway safety targets of both Maryland and West Virginia for each State's respective portions of the planning area; and

WHEREAS, HEPMPO will report baseline safety performance and progress toward achieving the targets in the system performance report of the Long Range Transportation Plan (LRTP); and

WHEREAS, HEPMPO agrees to plan and program projects in the Transportation Improvement Program (TIP) to accomplish the State's targets; and

WHEREAS, HEPMPO will provide this resolution (and future ones) as a mutually agreed-upon way to report targets to State;

NOW THEREFORE BE IT RESOLVED that the Hagerstown/Eastern Panhandle MPO adopts the State of Maryland's highway safety targets.



Hagerstown/Eastern Panhandle Metropolitan Planning Organization
33 W. Washington St., 4th Floor, Suite 402, Hagerstown, MD 21740
Phone: 240-313-2080, Fax: 240-313-2084
www.hepmo.net

PASSED AND DULY ADOPTED this 18th day of October 2017.

HAGERSTOWN/EASTERN PANHANDLE
METROPOLITAN PLANNING ORGANIZATION

By

Mark S. Baldwin, Chairman

Attest:



Hagerstown/Eastern Panhandle Metropolitan Planning Organization
33 W. Washington St., 4th Floor, Suite 402, Hagerstown, MD 21740
Phone: 240-313-2080, Fax: 240-313-2084
www.hepmo.net

RESOLUTION NUMBER 2018-08

**A RESOLUTION BY THE HAGERSTOWN/EASTERN PANHANDLE
METROPOLITAN PLANNING ORGANIZATION (HEPMPO)**

ADOPTION OF WEST VIRGINIA HIGHWAY PERFORMANCE MEASURE TARGETS

RECITALS

WHEREAS the HEPMPO partners with the West Virginia Department of Transportation, the Federal Highway Administration, and the Federal Transit Administration to develop short term planning studies and long term multi-modal metropolitan transportation plans through a "continuous, cooperative and comprehensive planning program" that identify and address the transportation needs of our community in an open collaborative process that builds community consensus; and

WHEREAS, Federal surface transportation legislation, beginning with MAP-21 in 2012 and continued in the FAST Act, established performance requirements for States and MPOs under the Transportation Performance Management (TPM) program; and

WHEREAS, West Virginia Department of Transportation coordinated with HEPMPO on the development of their Strategic Highway Safety Plan and targets for five safety performance measures: (1) fatalities, (2) rate of fatalities (3) number of serious injuries (4) rate of serious injuries and (5) number of non-motorized fatalities and non-motorized serious injuries; and

WHEREAS, HEPMPO is a multi-state metropolitan planning organization that will adopt the highway safety targets of both West Virginia and Maryland for each State's respective portions of the planning area; and

WHEREAS, HEPMPO will report baseline safety performance and progress toward achieving the targets in the system performance report of the Long Range Transportation Plan (LRTP); and

WHEREAS, HEPMPO agrees to plan and program projects in the Transportation Improvement Program (TIP) to accomplish the State's targets; and

WHEREAS, HEPMPO will provide this resolution (and future ones) as a mutually agreed-upon way to report targets to State;

NOW THEREFORE BE IT RESOLVED that the Hagerstown/Eastern Panhandle MPO adopts the State of West Virginia's highway safety targets.

PASSED AND DULY ADOPTED this 18th day of October 2017.

HAGERSTOWN/EASTERN PANHANDLE
METROPOLITAN PLANNING ORGANIZATION



Hagerstown/Eastern Panhandle Metropolitan Planning Organization

33 W. Washington St., 4th Floor, Suite 402, Hagerstown, MD 21740

Phone: 240-313-2080, Fax: 240-313-2084

www.hepmo.net

By

Mark S. Baldwin, Chairman

Attest:



Hagerstown/Eastern Panhandle Metropolitan Planning Organization
33 W. Washington St., 4th Floor, Suite 402, Hagerstown, MD 21740
Phone: 240-313-2080, Fax: 240-313-2084
www.hepmo.net

RESOLUTION NUMBER 2019-02

**A RESOLUTION BY THE HAGERSTOWN/EASTERN PANHANDLE
METROPOLITAN PLANNING ORGANIZATION (HEPMPO)**

**ADOPTION OF MARYLAND BRIDGE AND PAVEMENT CONDITION
PERFORMANCE MEASURE TARGETS**

RECITALS

WHEREAS the HEPMPO partners with the Maryland Department of Transportation, the Federal Highway Administration, and the Federal Transit Administration to develop short term planning studies and long term multi-modal metropolitan transportation plans through a "continuous, cooperative and comprehensive planning program" that identify and address the transportation needs of our community in an open collaborative process that builds community consensus; and

WHEREAS, Federal surface transportation legislation, beginning with MAP-21 in 2012 and continued in the FAST Act, established performance requirements for States and MPOs under the Transportation Performance Management (TPM) program; and

WHEREAS, Maryland Department of Transportation coordinated with HEPMPO on the development of their targets for six bridge and pavement condition performance measures: (1) percent of pavements in good condition on the Interstate system, (2) percent of pavements in good condition on the non-Interstate National Highway System, (3) percent of pavements in poor condition on the Interstate system, (4) percent of pavements in poor condition on the non-Interstate National Highway System, (5) percent of bridges in good condition on the National Highway System and (6) percent of bridges in poor condition on the National Highway System; and

WHEREAS, HEPMPO is a multi-state metropolitan planning organization that will adopt the National Highway System infrastructure conditions targets of both Maryland and West Virginia for each State's respective portions of the planning area; and

WHEREAS, HEPMPO will report baseline performance and progress toward achieving the targets in the system performance report of the Long Range Transportation Plan (LRTP); and

WHEREAS, HEPMPO agrees to plan and program projects in the Transportation Improvement Program (TIP) to accomplish the State's targets; and

WHEREAS, HEPMPO will provide this resolution (and future ones) as a mutually agreed-upon way to report targets to State;

NOW THEREFORE BE IT RESOLVED that the Hagerstown/Eastern Panhandle MPO adopts the State of Maryland's National Highway System infrastructure conditions, bridge and pavement, targets.



Hagerstown/Eastern Panhandle Metropolitan Planning Organization

33 W. Washington St., 4th Floor, Suite 402, Hagerstown, MD 21740


Phone: 240-313-2080, Fax: 240-313-2084

www.hepmo.net


PASSED AND DULY ADOPTED this 22nd day of August 2018.

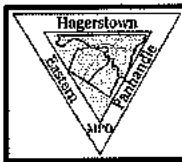
HAGERSTOWN/EASTERN PANHANDLE
METROPOLITAN PLANNING ORGANIZATION

By


Kevin Cerrone, Vice-Chairman

Attest:





Hagerstown/Eastern Panhandle Metropolitan Planning Organization
33 W. Washington St. 4th Floor, Suite 402, Hagerstown, MD 21740
Phone: 240-313-2080, Fax: 240-313-2084
www.hepmo.net

RESOLUTION NUMBER 2019-03

**A RESOLUTION BY THE HAGERSTOWN/EASTERN PANHANDLE
METROPOLITAN PLANNING ORGANIZATION (HEPMPO)**

**ADOPTION OF WEST VIRGINIA BRIDGE AND PAVEMENT CONDITION
PERFORMANCE MEASURE TARGETS**

RECITALS

WHEREAS the HEPMPO partners with the West Virginia Department of Transportation, the Federal Highway Administration, and the Federal Transit Administration to develop short term planning studies and long term multi-modal metropolitan transportation plans through a "continuous, cooperative and comprehensive planning program" that identify and address the transportation needs of our community in an open collaborative process that builds community consensus; and

WHEREAS, Federal surface transportation legislation, beginning with MAP-21 in 2012 and continued in the FAST Act, established performance requirements for States and MPOs under the Transportation Performance Management (TPM) program; and

WHEREAS, West Virginia Department of Transportation coordinated with HEPMPO on the development of their targets for six bridge and pavement condition performance measures: (1) percent of pavements in good condition on the Interstate system, (2) percent of pavements in good condition on the non-Interstate National Highway System, (3) percent of pavements in poor condition on the Interstate system, (4) percent of pavements in poor condition on the non-Interstate National Highway System, (5) percent of bridges in good condition on the National Highway System and (6) percent of bridges in poor condition on the National Highway System; and

WHEREAS, HEPMPO is a multi-state metropolitan planning organization that will adopt the National Highway System infrastructure conditions targets of both Maryland and West Virginia for each State's respective portions of the planning area; and

WHEREAS, HEPMPO will report baseline performance and progress toward achieving the targets in the system performance report of the Long Range Transportation Plan (LRTP); and

WHEREAS, HEPMPO agrees to plan and program projects in the Transportation Improvement Program (TIP) to accomplish the State's targets; and

WHEREAS, HEPMPO will provide this resolution (and future ones) as a mutually agreed-upon way to report targets to State;

NOW THEREFORE BE IT RESOLVED that the Hagerstown/Eastern Panhandle MPO adopts the State of West Virginia's National Highway System infrastructure conditions, bridge and pavement, targets.



Hagerstown/Eastern Panhandle Metropolitan Planning Organization
33 W. Washington St., 4th Floor, Suite 402, Hagerstown, MD 21740
Phone: 240-313-2080, Fax: 240-313-2084
www.hepmo.net

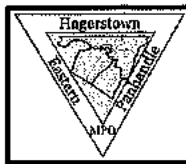
PASSED AND DULY ADOPTED this 22nd day of August 2018.

HAGERSTOWN/EASTERN PANHANDLE
METROPOLITAN PLANNING ORGANIZATION

By

Kevin Cerrone
Kevin Cerrone, Vice-Chairman

Attest: Nicholas J. Dekard



Hagerstown/Eastern Panhandle Metropolitan Planning Organization
33 W. Washington St., 4th Floor, Suite 402, Hagerstown, MD 21740
Phone: 240-313-2080, Fax: 240-313-2084
www.hepmo.net

RESOLUTION NUMBER 2019-04

**A RESOLUTION BY THE HAGERSTOWN/EASTERN PANHANDLE
METROPOLITAN PLANNING ORGANIZATION (HEPMPO)**

**ADOPTION OF MARYLAND SYSTEM PERFORMANCE/FREIGHT/CMAQ
PERFORMANCE MEASURE TARGETS**

RECITALS

WHEREAS the HEPMPO partners with the Maryland Department of Transportation, the Federal Highway Administration, and the Federal Transit Administration to develop short term planning studies and long term multi-modal metropolitan transportation plans through a "continuous, cooperative and comprehensive planning program" that identify and address the transportation needs of our community in an open collaborative process that builds community consensus; and

WHEREAS, Federal surface transportation legislation, beginning with MAP-21 in 2012 and continued in the FAST Act, established performance requirements for States and MPOs under the Transportation Performance Management (TPM) program; and

WHEREAS, Maryland Department of Transportation coordinated with HEPMPO on the development of their three applicable system performance/freight/CMAQ performance measures: (1) percent of the Person-Miles Traveled on the Interstate That Are Reliable, (2) percent of the Person-Miles Traveled on the non-Interstate National Highway System That Are Reliable, (3) Truck Travel Time Reliability Index; and

WHEREAS, HEPMPO is a multi-state metropolitan planning organization that will adopt the applicable system performance/freight/CMAQ performance targets required for the HEPMPO planning area of both Maryland and West Virginia for each State's respective portions of the planning area; and

WHEREAS, HEPMPO will report baseline performance and progress toward achieving the targets in the system performance report of the Long Range Transportation Plan (LRTP); and

WHEREAS, HEPMPO agrees to plan and program projects in the Transportation Improvement Program (TIP) to accomplish the State's targets; and

WHEREAS, HEPMPO will provide this resolution (and future ones) as a mutually agreed-upon way to report targets to State;

NOW THEREFORE BE IT RESOLVED that the Hagerstown/Eastern Panhandle MPO adopts the State of Maryland's system performance/freight/CMAQ targets.


PASSED AND DULY ADOPTED this 22nd day of August 2018.

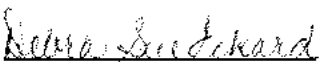


Hagerstown/Eastern Panhandle Metropolitan Planning Organization
33 W. Washington St., 4th Floor, Suite 402, Hagerstown, MD 21740
Phone: 240-313-2080, Fax: 240-313-2084
www.hepmo.net

HAGERSTOWN/EASTERN PANHANDLE
METROPOLITAN PLANNING ORGANIZATION

By


Kevin Cerrone, Vice-Chairman

Attest: 



Hagerstown/Eastern Panhandle Metropolitan Planning Organization

33 W. Washington St., 4th Floor, Suite 402, Hagerstown, MD 21740

Phone: 240-313-2080, Fax: 240-313-2084

www.hepmo.net

RESOLUTION NUMBER 2019-05

**A RESOLUTION BY THE HAGERSTOWN/EASTERN PANHANDLE
METROPOLITAN PLANNING ORGANIZATION (HEPMPO)**

**ADOPTION OF WEST VIRGINIA SYSTEM PERFORMANCE/FREIGHT/CMAQ
PERFORMANCE MEASURE TARGETS**

RECITALS

WHEREAS the HEPMPO partners with the West Virginia Department of Transportation, the Federal Highway Administration, and the Federal Transit Administration to develop short term planning studies and long term multi-modal metropolitan transportation plans through a "continuous, cooperative and comprehensive planning program" that identify and address the transportation needs of our community in an open collaborative process that builds community consensus; and

WHEREAS, Federal surface transportation legislation, beginning with MAP-21 in 2012 and continued in the FAST Act, established performance requirements for States and MPOs under the Transportation Performance Management (TPM) program; and

WHEREAS, West Virginia Department of Transportation coordinated with HEPMPO on the development of their three applicable system performance/freight/CMAQ performance measures: (1) percent of the Person-Miles Traveled on the Interstate That Are Reliable, (2) percent of the Person-Miles Traveled on the non-Interstate National Highway System That Are Reliable, (3) Truck Travel Time Reliability Index; and

WHEREAS, HEPMPO is a multi-state metropolitan planning organization that will adopt the applicable system performance/freight/CMAQ performance targets required for the HEPMPO planning area of both Maryland and West Virginia for each State's respective portions of the planning area; and

WHEREAS, HEPMPO will report baseline performance and progress toward achieving the targets in the system performance report of the Long Range Transportation Plan (LRTP); and

WHEREAS, HEPMPO agrees to plan and program projects in the Transportation Improvement Program (TIP) to accomplish the State's targets; and

WHEREAS, HEPMPO will provide this resolution (and future ones) as a mutually agreed-upon way to report targets to State;

NOW THEREFORE BE IT RESOLVED that the Hagerstown/Eastern Panhandle MPO adopts the State of West Virginia's system performance/freight/CMAQ targets.


PASSED AND DULY ADOPTED this 22nd day of August 2018.




Hagerstown/Eastern Panhandle Metropolitan Planning Organization
33 W. Washington St., 4th Floor, Suite 402, Hagerstown, MD 21740
Phone: 240-313-2080, Fax: 240-313-2084
www.hepmpo.net

HAGERSTOWN/EASTERN PANHANDLE
METROPOLITAN PLANNING ORGANIZATION

By


Kevin Cefrone, Vice-Chairman

Attest:





Hagerstown/Eastern Panhandle Metropolitan Planning Organization
33 W. Washington St., 4th Floor, Suite 402, Hagerstown, MD 21740
Phone: 240-313-2080, Fax: 240-313-2084
www.hepmo.net

RESOLUTION NUMBER 2019-08

**A RESOLUTION BY THE HAGERSTOWN/EASTERN PANHANDLE
METROPOLITAN PLANNING ORGANIZATION (HEPMPO)**

ADOPTION OF MARYLAND HIGHWAY PERFORMANCE MEASURE TARGETS

RECITALS

WHEREAS the HEPMPO partners with the Maryland Department of Transportation, the Federal Highway Administration, and the Federal Transit Administration to develop short term planning studies and long term multi-modal metropolitan transportation plans through a "continuous, cooperative and comprehensive planning program" that identify and address the transportation needs of our community in an open collaborative process that builds community consensus; and

WHEREAS, Federal surface transportation legislation, beginning with MAP-21 in 2012 and continued in the FAST Act, established performance requirements for States and MPOs under the Transportation Performance Management (TPM) program; and

WHEREAS, Maryland Department of Transportation coordinated with HEPMPO on the development of their Strategic Highway Safety Plan and targets for five safety performance measures: (1) fatalities, (2) rate of fatalities (3) number of serious injuries (4) rate of serious injuries and (5) number of non-motorized fatalities and non-motorized serious injuries; and

WHEREAS, HEPMPO is a multi-state metropolitan planning organization that will adopt the highway safety targets of both Maryland and West Virginia for each State's respective portions of the planning area; and

WHEREAS, HEPMPO will report baseline safety performance and progress toward achieving the targets in the system performance report of the Long Range Transportation Plan (LRTP); and

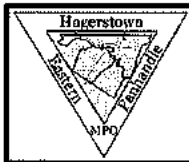
WHEREAS, HEPMPO agrees to plan and program projects in the Transportation Improvement Program (TIP) to accomplish the State's targets; and

WHEREAS, HEPMPO will provide this resolution (and future ones) as a mutually agreed-upon way to report targets to State;

NOW THEREFORE BE IT RESOLVED that the Hagerstown/Eastern Panhandle MPO adopts the State of Maryland's highway safety targets.


PASSED AND DULY ADOPTED this 16th day of January 2019.

HAGERSTOWN/EASTERN PANHANDLE
METROPOLITAN PLANNING ORGANIZATION



Hagerstown/Eastern Panhandle Metropolitan Planning Organization
33 W. Washington St., 4th Floor, Suite 402, Hagerstown, MD 21740
Phone: 240-313-2080, Fax: 240-313-2084
www.hepmo.net

By 
Mark S. Baldwin, Chairman

Attest: 



Hagerstown/Eastern Panhandle Metropolitan Planning Organization

33 W. Washington St., 4th Floor, Suite 402, Hagerstown, MD 21740

Phone: 240-313-2080, Fax: 240-313-2084

www.hepmo.net

RESOLUTION NUMBER 2019-09

**A RESOLUTION BY THE HAGERSTOWN/EASTERN PANHANDLE
METROPOLITAN PLANNING ORGANIZATION (HEPMPO)**

ADOPTION OF WEST VIRGINIA HIGHWAY PERFORMANCE MEASURE TARGETS

RECITALS

WHEREAS the HEPMPO partners with the West Virginia Department of Transportation, the Federal Highway Administration, and the Federal Transit Administration to develop short term planning studies and long term multi-modal metropolitan transportation plans through a "continuous, cooperative and comprehensive planning program" that identify and address the transportation needs of our community in an open collaborative process that builds community consensus; and

WHEREAS, Federal surface transportation legislation, beginning with MAP-21 in 2012 and continued in the FAST Act, established performance requirements for States and MPOs under the Transportation Performance Management (TPM) program; and

WHEREAS, West Virginia Department of Transportation coordinated with HEPMPO on the development of their Strategic Highway Safety Plan and targets for five safety performance measures: (1) fatalities, (2) rate of fatalities (3) number of serious injuries (4) rate of serious injuries and (5) number of non-motorized fatalities and non-motorized serious injuries; and

WHEREAS, HEPMPO is a multi-state metropolitan planning organization that will adopt the highway safety targets of both Maryland and West Virginia for each State's respective portions of the planning area; and

WHEREAS, HEPMPO will report baseline safety performance and progress toward achieving the targets in the system performance report of the Long Range Transportation Plan (LRTP); and

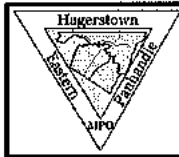
WHEREAS, HEPMPO agrees to plan and program projects in the Transportation Improvement Program (TIP) to accomplish the State's targets; and

WHEREAS, HEPMPO will provide this resolution (and future ones) as a mutually agreed-upon way to report targets to State;

NOW THEREFORE BE IT RESOLVED that the Hagerstown/Eastern Panhandle MPO adopts the State of West Virginia's highway safety targets.

PASSED AND DULY ADOPTED this 18th day of January 2019.

HAGERSTOWN/EASTERN PANHANDLE
METROPOLITAN PLANNING ORGANIZATION



Hagerstown/Eastern Panhandle Metropolitan Planning Organization

33 W. Washington St., 4th Floor, Suite 402, Hagerstown, MD 21740


Phone: 240-313-2080, Fax: 240-313-2084

www.hepmo.net

By

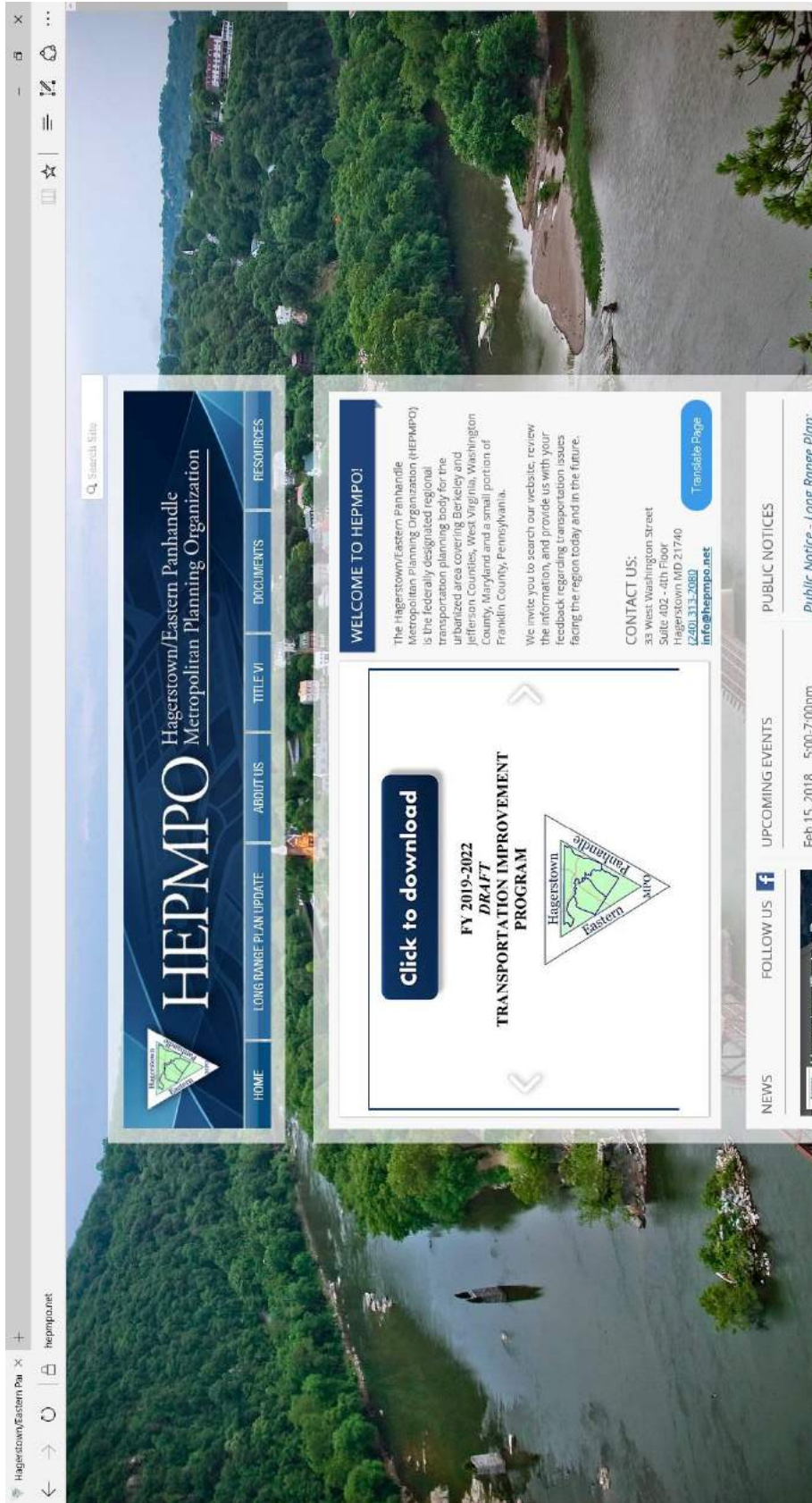

Mark S. Baldwin, Chairman

Attest:



APPENDIX E

PUBLIC PARTICIPATION DOCUMENTATION



Page 106 of 117



HERALD-MAIL
MEDIA
PUBLISHING • DIGITAL • TELEVISION

RECEIVED
2/27/18

-Affidavit-

P.O. Box 439, 100 Summit Avenue
Hagerstown, MD 21740
301-733-5131

It is hereby certified by the undersigned that the Herald-Mail is a daily newspaper of general circulation, printed in the English language and published in the City of Hagerstown in said County and State; and that the attached order, notice, publication or advertisement of

HEPMPO
33 W WASHINGTON ST STE 402
HAGERSTOWN, MD 21740

was duly published as noted.

Account #: 131608

Contact:

Telephone: (240) 313-2080

Fax:

Run Dates:

Herald Mail: 01/30/18, 02/20/18; HM

Online: 01/30/18, 02/20/18.

Ad ID: 403435

Start: 01/30/18

Stop: 02/20/18

Total Cost: \$206.02

of Lines: 58

Total Depth: 7.236

of Inserts:

Ad Class: 7350

Phone #: (301) 733-5131

Email: kmoreno@herald-mail.com

Lina Sander
HM Legal

Public Notice

The Hagerstown/Eastern Panhandle Metropolitan Planning Organization (HEPMPO) hereby notifies all interested persons that the proposed FY 2019-2022 Transportation Improvement Plan (TIP) for the Hagerstown-Martinsburg, MD-WV Metropolitan Area, that is in Washington County, MD and Berkeley and Jefferson counties, WV, is available for comment and review. The proposed TIP identifies more than \$100 million in projects for highway, transit and other related transportation services that are planned to be constructed or implemented over the next four years throughout the metropolitan area. This public participation process for the Transportation Improvement Program also serves to meet the Federal Transit Administration public participation requirements for the Eastern Panhandle Transit Authority and the Maryland Transit Administration's Program of Projects (POP).

Copies of the draft TIP are available online at the website www.hepmo.net; on display at the Washington County Free Library-Hagerstown, Martinsburg-Berkeley County Library, the Charles Town Library; and the HEPMPPO offices.

The public comment period will begin on Tuesday, January 30, 2018 and end on Thursday, March 1, 2018. Written comments may be mailed to the HEPMPPO's office (33 W. Washington Street, Suite 402, Hagerstown MD 21740), sent via email to info@hepmo.net or submitted on-line at www.hepmo.net/contact. Only written comments will be accepted. Questions should be directed to Matt Mullenax at (240) 313-2081.

Public Notice

The Hagerstown/Eastern Panhandle Metropolitan Planning Organization (HEPMPO) hereby notifies all interested persons that the proposed FY 2019-2022 Transportation Improvement Plan (TIP) for the Hagerstown-Martinsburg, MD-WV Metropolitan Area, that is in Washington County, MD and Berkeley and Jefferson counties, WV, is available for comment and review. The proposed TIP identifies more than \$100 million in projects for highway, transit and other related transportation services that are planned to be constructed or implemented over the next four years throughout the metropolitan area. This public participation process for the Transportation Improvement Program also serves to meet the Federal Transit Administration public participation requirements for the Eastern Panhandle Transit Authority and the Maryland Transit Administration's Program of Projects (POP).

Copies of the draft TIP are available online at the website www.hepmo.net/direction; on display at the Washington County Free Library-Hagerstown,

Martinsburg-Berkeley County Library, Charles Town Library, the three County Commission offices; and Hagerstown and Martinsburg City government offices; the Washington County Transit office, and the Eastern Panhandle Transit Authority office.

The public comment period for the draft LRTP will begin on Tuesday, January 30, 2018 and end at 4:00pm EST on

Thursday, March 1, 2018. Written comments may be mailed to the HEPMP's office (33 W. Washington Street, Suite 402, Hagerstown MD 21740), sent via email to info@hepmo.net or submitted on-line at www.hepmo.net/comments.

Only written comments will be accepted.

Questions should be directed to Matt Mullenax at (240) 313-2081. 1.24.27 (2)

Certificate of Publication

HEPMPO

This is to certify the annexed advertisement

Public Notice

appeared for 1 consecutive days/weeks in The Journal Publishing Company, a newspaper in the City of Martinsburg, WV in it's issue beginning:

20 Feb 2018
and ending

20 Feb 2018

The Journal
207 W. King Street
Martinsburg, WV 25401

Fee (\$) 51.43

THE STATE OF WEST VIRGINIA
COUNTY OF BERKELEY

The foregoing instrument was acknowledged before me this 1 mar 2018 by

Champerlee

My commission expires Apr 29 2018

Carol Bush

Notary Public



OFFICIAL SEAL
STATE OF WEST VIRGINIA
NOTARY PUBLIC
Carol Bush
23 Armstrong Way
Martinsburg, WV 25403
Commission Expires April 29, 2018

**FY 2019 – 2022 TIP Public Comments Received during the Public Comment Period
(January 30 – March 1, 2018:**

Comment 1:

“An ever-growing problem in Berkeley County is that, with the continued building of residences, the roads in the area are becoming more and more crowded. Route 9 and Route 901 seem to have more traffic weekly. It is all but impossible for us to get out of our development at times onto Route 9, especially if we have to turn left. More thought needs to be given to the impact of traffic on local roads, not to mention schools, as development continues. It's great for the local economy to have more people move here and it's good for young families to be able to afford a home. But, if traffic becomes gridlock and schools become overcrowded, the quality of life will go down and people will begin to find other places to live.”

MPO Response:

Good Morning Ms. [resident], thank you for providing comments on transportation planning needs in our area, specifically WV9 and CR901. These will be included as part of the Long Range Transportation Plan development and will be provided to WV Division of Highways, as well as our local planning partners.

*Sincerely,
Matt Mullenax*

Comment 2:

“Hi Matt,
I am following up on John McVey's JOURNAL story about TIP.
Based on the feedback that I receive from many locals, I would recommend ALL of the improvements to Apple Harvest Drive be funded.
I am referring to the various "fixes" that the WV DoH planned. Show & Tell of several planned fixes were presented to public at the Orchard View Elementary school on Delmar Orchard Road, a year or so ago.

Several of the fixes are to keep traffic off of Apple Harvest Dr. ie: a new "back door" road from Winchester Ave. to Foxcroft, that would be North of the Lowe's store. Crossing the RR would probably be the most serious issue, but there are crossings at every block in downtown. (Race, Martin, Burke, King, John Streets as example)
The North bound exit 12 ramp that could wrap around behind McDonald's and align with Foxcroft, was another big improvement.

With the growth already there or planned (BRCTC Expansion, Hilton Garden Inn with more behind, The Crossings, a new Ford dealership, Weis with plus+plus+plus) and City water/services available, I feel the need for those improvements is already past due.

Matt, please let me know if these comments need to be in a different format.”

MPO Response:

Good morning [resident, good to hear from you. Thank you for providing your comments. There is no formal format for comment submission so they are perfectly acceptable in this form. If you are not adverse, I will include these comments for the record of our draft Long Range Transportation Plan.

My understanding on the latest of the WV45 Corridor Traffic Operations and Safety Study is all the improvements recommended (except for Exit 12 ramp realignment and US11-Foxcroft connector behind Lowe's) are in the process of having funding programmed by WVDOT. Hopefully we will receive word soon that work is moving forward from planning phase to engineering/construction.

The Exit 12 realignment of the northbound exit ramp will require more, as this type of work must be reviewed by the Federal Highway Administration via an Interchange Modification Report as part of the Interstate System. I am hopeful this required planning work will start soon as well. In terms of the US11-Foxcroft connector behind Lowe's, I am uncertain how much discussion WVDOT has had with Winchester & Western RR. I believe W&W's current policy is for every new at-grade crossing, three existing crossings must be closed and if so careful consideration will be given to best move forward.

Thank you, Matt

APPENDIX F
MARYLAND OBLIGATED PROJECT LIST

MPO ID	Project Description	Year of Obligation	Total Cost (in thousands)
Highways			
W2014-09	I-81 Phase 1 Reconstruction (Potomac River Bridges)	FY 2017	\$12,133.2
W2016-02	I-81 SB Resurfacing & Auxiliary Lane Construction	FY 2017	\$3.0
W2017-02	Areawide Safety & Spot Improvements	FY 2017	\$183.1
W2017-03	Areawide Resurfacing & Rehabilitation	FY 2017	\$2,740.3
W2017-04	Areawide Bridge Replacement & Rehabilitation	FY 2017	\$4,467.4
W2014-09	I-81 Phase 1 Reconstruction (Potomac River Bridges)	FY 2018	\$29,008.9
Transit – Washington County Commuter			
WT2019-02.1	Capital Assistance – Preventative Maintenance	FY 2018	\$428.0
WT2019-02.3	Capital Assistance – Vehicle Lift System	FY 2018	\$37.6
WT2019-02.4	Capital Assistance – Pressure Washer	FY 2018	\$10.1
WT2019-02.5	Capital Assistance – Route Match Notification System	FY 2018	\$21.6
WT2019-02.6	Capital Assistance - Fuel Monitoring	FY 2018	\$12.8
WT2019-02.7	Capital Assistance – Small Paratransit Bus 504	FY 2018	\$58.9

APPENDIX G

WEST VIRGINIA OBLIGATED PROJECT LIST

MPO ID	Project Description	Phase	Year of Obligation	Total Cost (in thousands)
Berkeley County Highways				
B2010-05	East Burke Street Bridge	CON	FY 2017	\$1,500.0
B2012-03	D-5 Recall Striping	CON	FY 2017	\$231.4
B2012-04	Roadway Striping FY 2017	CON	FY 2017	\$1,320.3
B2014-02	Oak Street Bridge Replacement	CON	FY 2017	\$1,100.0
B2014-05	North High Street Traffic Signal	ROW	FY 2018	\$300.0
B2014-05	North High Street Traffic Signal	CON	FY 2018	\$300.0
B2014-08	I-81 Widening North & Potomac River Bridges	CON	FY 2017	\$37,500.0
B2014-13	Broad Lane Improvements	ROW	FY 2018	\$100.0
B2014-14	Campus Drive	CON	FY 2017	\$270.0
B2015-07	Hedgesville Road	CON	FY 2017	\$2,750.0
B2015-09	I-81 Mill Creek Overpass Overlay	CON	FY 2017	\$260.0
B2015-12	Grade Road	CON	FY 2017	\$375.0
B2016-02	Apple Harvest Drive	CON	FY 2017	\$1,325.0
B2016-03	Winchester Ave – King St (I-81)	CON	FY 2017	\$500.0
B2016-05	Inwood-Middleway Road	CON	FY 2017	\$400.0
B2016-06	Roadway Striping (D5)	CON	FY 2017	\$1,798.8
B2016-07	Marlowe I/C Improvements	CON	FY 2017	\$825.0
B2017-01	Nadenboush Lane Signal	CON	FY 2018	\$166.6
B2017-02	Rock Cliff I/S Improvements	ENG	FY 2018	\$115.0
B2017-03	Middleway Bridge	ENG	FY 2018	\$70.0
B2017-04	Martinsburg Train Station	ENG	FY 2017	\$93.7
B2017-05	VA State Line DMS	CON	FY 2017	\$720.0
B2017-06	I-81 VA Line – Rest Area	CON	FY 2017	\$2,550.0
B2017-07	Airport Road	CON	FY 2017	\$495.0
B2017-08.1.02	Johnstown Bridge (Garvee 2)	CON	FY 2018	\$1,070.0
B2017-08.1.03	Rock Cliff Drive Bridge (Garvee 2)	CON	FY 2018	\$5,670.0
B2019-02.01	Buck Hill – Apple Harvest Dr	CON	FY 2018	\$497.7
B2019-02.02	Lowes Ent – New York Ave (HSIP)	CON	FY 2018	\$80.2
B2019-02.02	Lowes Ent – New York Ave (STP)	CON	FY 2018	\$549.6
B2019-02.03	N Martinsburg – Spring Mills	CON	FY 2018	\$913.4
B2019-02.4	I-81 Shoulder Seal	CON	FY 2018	\$895.4
B2019-05.02	Martinsburg ADA +2	CON	FY 2018	\$1,161.0
Jefferson County Highways				
J2015-07	George Street	CON	FY 2017	\$825.0
J2016-02	Charles Town CBD Signal System	CON	FY 2017	\$1,000.0
J2016-04	Shepherdstown Road	CON	FY 2017	\$314.0
J2016-05	Duke Street	CON	FY 2017	\$525.0
J2017-02	Leetown Road	CON	FY 2018	\$88.8
J2017-04.3.01	US 340 Expressway Drainage (Garv)	CON	FY 2018	\$366.8
J2019-02.01	Uvilla – Shepherdstown	CON	FY 2018	\$819.1

J2019-05.01	Charles Town ADA Ramps +1	CON	FY 2018	\$450.0
J2019-05.02	Shepherdstown ADA Ramps +2	CON	FY 2018	\$522.0
WV Highways Areawide Projects				
WVH2015-11	CSX Railroad Signal Upgrade	CON	FY 2016	\$70.0
Transit - EPTA				

APPENDIX H

INDIVIDUAL PROJECT SHEETS

West Virginia Highway Projects

Maryland Highway Projects

Eastern Panhandle Transit Authority Projects

Washington County Transit Projects



WV DOT

2019 - 2022 Transportation Improvement Program

Roadways

Inwood Bypass

MPO ID B2011-09
Resp. Agency WV DOT
Project Category Roadways
State West Virginia
CIP or CTP ID(s) STP-0051(035,040)

Project Category TIP
Functional Class NA
County Berkeley County
Est. Total Cost \$18,689
Prior Years Cost \$18,689
Future Years Cost \$0

Description:
Construct Roadways and Utilities

Limits:
WV 51

LRTP Relationship:
System Preservation





2019 - 2022 Transportation Improvement Program

Inwood Bypass

(Funding in Thousands)

National Highway Performance Program

Phase	Prior Funds	FY 2019 Funds	FY 2020 Funds	FY 2021 Funds	FY 2022 Funds	FY 2023 Funds	FY 2024 Funds	Future Funds	Total Four-Year Funding Request
ENG	\$0	\$0	\$0	\$0	\$0	\$0	\$0	\$0	\$0
ROW	\$0	\$0	\$0	\$0	\$0	\$0	\$0	\$0	\$0
CON	\$18689	\$0	\$0	\$0	\$0	\$0	\$0	\$0	\$18,689
Transit	\$0	\$0	\$0	\$0	\$0	\$0	\$0	\$0	\$0
MPO	\$0	\$0	\$0	\$0	\$0	\$0	\$0	\$0	\$0
Subtotal	\$18689	\$0	\$0	\$0	\$0	\$0	\$0	\$0	\$18,689
Total	\$18689	\$0	\$0	\$0	\$0	\$0	\$0	\$0	\$18,689



Broad Lane Improvements

MPO ID B2014-13

Resp. Agency WV DOT

Project Category Roadways

State West Virginia

CIP or CTP ID(s) CMAQ-0011(144)D

Description:

Construction of right turn lane and installation of traffic signal

Project Category TIP

Functional Class NA

County Berkeley County

Est. Total Cost \$360

Prior Years Cost \$0

Future Years Cost \$0

Limits:

Intersection of US 11 and Broad Lane

LRTP Relationship:

System Preservation





2019 - 2022 Transportation Improvement Program

Broad Lane Improvements

(Funding in Thousands)

Congestion Management and Air Quality

Phase	Prior Funds	FY 2019 Funds	FY 2020 Funds	FY 2021 Funds	FY 2022 Funds	FY 2023 Funds	FY 2024 Funds	Future Funds	Total Four-Year Funding Request
ENG	\$0	\$0	\$0	\$0	\$0	\$0	\$0	\$0	\$0
ROW	\$0	\$0	\$0	\$0	\$0	\$0	\$0	\$0	\$0
CON	\$0	\$224	\$0	\$0	\$0	\$0	\$0	\$0	\$224
Transit	\$0	\$0	\$0	\$0	\$0	\$0	\$0	\$0	\$0
MPO	\$0	\$0	\$0	\$0	\$0	\$0	\$0	\$0	\$0
Subtotal	\$0	\$224	\$0	\$0	\$0	\$0	\$0	\$0	\$224

State Funding - West Virginia

Phase	Prior Funds	FY 2019 Funds	FY 2020 Funds	FY 2021 Funds	FY 2022 Funds	FY 2023 Funds	FY 2024 Funds	Future Funds	Total Four-Year Funding Request
ENG	\$0	\$0	\$0	\$0	\$0	\$0	\$0	\$0	\$0
ROW	\$0	\$0	\$0	\$0	\$0	\$0	\$0	\$0	\$0
CON	\$0	\$136	\$0	\$0	\$0	\$0	\$0	\$0	\$136
Transit	\$0	\$0	\$0	\$0	\$0	\$0	\$0	\$0	\$0
MPO	\$0	\$0	\$0	\$0	\$0	\$0	\$0	\$0	\$0
Subtotal	\$0	\$136	\$0	\$0	\$0	\$0	\$0	\$0	\$136
Total	\$0	\$360	\$0	\$0	\$0	\$0	\$0	\$0	\$360



Martinsburg Train Station Corridor

MPO ID	B2016-01	Project Category	TIP
Resp. Agency	WV DOT	Functional Class	NA
Project Category	Roadways	County	Berkeley County
State	West Virginia	Est. Total Cost	\$192
CIP or CTP ID(s)	TAP-2014(171&172)DTC	Prior Years Cost	\$0
Description: Construct sidewalks		Future Years Cost	\$0

Limits:**LRTP Relationship:**

Bicycle and Pedestrian Element



**2019 - 2022 Transportation Improvement Program****Martinsburg Train Station Corridor**

(Funding in Thousands)

Transportation Alternatives Program

Phase	Prior Funds	FY 2019 Funds	FY 2020 Funds	FY 2021 Funds	FY 2022 Funds	FY 2023 Funds	FY 2024 Funds	Future Funds	Total Four-Year Funding Request
ENG	\$0	\$42	\$0	\$0	\$0	\$0	\$0	\$0	\$42
ROW	\$0	\$0	\$0	\$0	\$0	\$0	\$0	\$0	\$0
CON	\$0	\$0	\$120	\$0	\$0	\$0	\$0	\$0	\$120
Transit	\$0	\$0	\$0	\$0	\$0	\$0	\$0	\$0	\$0
MPO	\$0	\$0	\$0	\$0	\$0	\$0	\$0	\$0	\$0
Subtotal	\$0	\$42	\$120	\$0	\$0	\$0	\$0	\$0	\$162



2019 - 2022 Transportation Improvement Program

Martinsburg Train Station Corridor

(Funding in Thousands)

State Funding - West Virginia

Phase	Prior Funds	FY 2019 Funds	FY 2020 Funds	FY 2021 Funds	FY 2022 Funds	FY 2023 Funds	FY 2024 Funds	Future Funds	Total Four-Year Funding Request
ENG	\$0	\$0	\$0	\$0	\$0	\$0	\$0	\$0	\$0
ROW	\$0	\$0	\$0	\$0	\$0	\$0	\$0	\$0	\$0
CON	\$0	\$0	\$30	\$0	\$0	\$0	\$0	\$0	\$30
Transit	\$0	\$0	\$0	\$0	\$0	\$0	\$0	\$0	\$0
MPO	\$0	\$0	\$0	\$0	\$0	\$0	\$0	\$0	\$0
Subtotal	\$0	\$0	\$30	\$0	\$0	\$0	\$0	\$0	\$30
Total	\$0	\$42	\$150	\$0	\$0	\$0	\$0	\$0	\$192



WV DOT

2019 - 2022 Transportation Improvement Program

Roadways

Martinsburg Signal System

MPO ID B2016-04
Resp. Agency WV DOT
Project Category Roadways
State West Virginia
CIP or CTP ID(s) STP-0011(159-160)D

Project Category TIP
Functional Class NA
County Berkeley County
Est. Total Cost \$1,600
Prior Years Cost \$0
Future Years Cost \$0

Description:
Signal Renovation

Limits:
City of Martinsburg, WV

L RTP Relationship:
System Preservation





2019 - 2022 Transportation Improvement Program

Martinsburg Signal System

(Funding in Thousands)

State Funding - West Virginia

Phase	Prior Funds	FY 2019 Funds	FY 2020 Funds	FY 2021 Funds	FY 2022 Funds	FY 2023 Funds	FY 2024 Funds	Future Funds	Total Four-Year Funding Request
ENG	\$0	\$0	\$0	\$0	\$0	\$0	\$0	\$0	\$0
ROW	\$0	\$0	\$0	\$0	\$0	\$0	\$0	\$0	\$0
CON	\$0	\$320	\$0	\$0	\$0	\$0	\$0	\$0	\$320
Transit	\$0	\$0	\$0	\$0	\$0	\$0	\$0	\$0	\$0
MPO	\$0	\$0	\$0	\$0	\$0	\$0	\$0	\$0	\$0
Subtotal	\$0	\$320	\$0	\$0	\$0	\$0	\$0	\$0	\$320

Surface Transportation Program

Phase	Prior Funds	FY 2019 Funds	FY 2020 Funds	FY 2021 Funds	FY 2022 Funds	FY 2023 Funds	FY 2024 Funds	Future Funds	Total Four-Year Funding Request
ENG	\$0	\$0	\$0	\$0	\$0	\$0	\$0	\$0	\$0
ROW	\$0	\$0	\$0	\$0	\$0	\$0	\$0	\$0	\$0
CON	\$0	\$1280	\$0	\$0	\$0	\$0	\$0	\$0	\$1,280
Transit	\$0	\$0	\$0	\$0	\$0	\$0	\$0	\$0	\$0
MPO	\$0	\$0	\$0	\$0	\$0	\$0	\$0	\$0	\$0
Subtotal	\$0	\$1280	\$0	\$0	\$0	\$0	\$0	\$0	\$1,280
Total	\$0	\$1600	\$0	\$0	\$0	\$0	\$0	\$0	\$1,600



WV DOT

2019 - 2022 Transportation Improvement Program

Roadways

Rock Cliff I/S Improvements

MPO ID B2017-02
Resp. Agency WV DOT
Project Category Roadways
State West Virginia
CIP or CTP ID(s) CMAQ-0010(273)D

Project Category TIP
Functional Class NA
County Berkeley County
Est. Total Cost \$1,473
Prior Years Cost \$0
Future Years Cost \$0

Description:
Construct Roundabout

Limits:
Intersection of Rock Cliff Drive and Tavern Road

LRTP Relationship:
Congestion Management





2019 - 2022 Transportation Improvement Program

Rock Cliff I/S Improvements

(Funding in Thousands)

Congestion Management and Air Quality

Phase	Prior Funds	FY 2019 Funds	FY 2020 Funds	FY 2021 Funds	FY 2022 Funds	FY 2023 Funds	FY 2024 Funds	Future Funds	Total Four-Year Funding Request
ENG	\$0	\$0	\$0	\$0	\$0	\$0	\$0	\$0	\$0
ROW	\$0	\$0	\$312	\$0	\$0	\$0	\$0	\$0	\$312
CON	\$0	\$0	\$0	\$867	\$0	\$0	\$0	\$0	\$867
Transit	\$0	\$0	\$0	\$0	\$0	\$0	\$0	\$0	\$0
MPO	\$0	\$0	\$0	\$0	\$0	\$0	\$0	\$0	\$0
Subtotal	\$0	\$0	\$312	\$867	\$0	\$0	\$0	\$0	\$1,179

State Funding - West Virginia

Phase	Prior Funds	FY 2019 Funds	FY 2020 Funds	FY 2021 Funds	FY 2022 Funds	FY 2023 Funds	FY 2024 Funds	Future Funds	Total Four-Year Funding Request
ENG	\$0	\$0	\$0	\$0	\$0	\$0	\$0	\$0	\$0
ROW	\$0	\$0	\$78	\$0	\$0	\$0	\$0	\$0	\$78
CON	\$0	\$0	\$0	\$216	\$0	\$0	\$0	\$0	\$216
Transit	\$0	\$0	\$0	\$0	\$0	\$0	\$0	\$0	\$0
MPO	\$0	\$0	\$0	\$0	\$0	\$0	\$0	\$0	\$0
Subtotal	\$0	\$0	\$78	\$216	\$0	\$0	\$0	\$0	\$294
Total	\$0	\$0	\$390	\$1083	\$0	\$0	\$0	\$0	\$1,473



WV DOT

2019 - 2022 Transportation Improvement Program

Roadways

Middleway Bridge

MPO ID B2017-03
Resp. Agency WV DOT
Project Category Roadways
State West Virginia
CIP or CTP ID(s) STP-0051(043)D

Project Category TIP
Functional Class NA
County Berkeley County
Est. Total Cost \$450
Prior Years Cost \$0
Future Years Cost \$0

Description:
Replace Bridge

Limits:

Located on WV 51, over the Opequon Creek, at the Berkeley/Jefferson County border

LRTP Relationship:
System Preservation





2019 - 2022 Transportation Improvement Program

Middleway Bridge

(Funding in Thousands)

State Funding - West Virginia

Phase	Prior Funds	FY 2019 Funds	FY 2020 Funds	FY 2021 Funds	FY 2022 Funds	FY 2023 Funds	FY 2024 Funds	Future Funds	Total Four-Year Funding Request
ENG	\$0	\$0	\$0	\$90	\$0	\$0	\$0	\$0	\$90
ROW	\$0	\$0	\$0	\$0	\$0	\$0	\$0	\$0	\$0
CON	\$0	\$0	\$0	\$0	\$0	\$0	\$0	\$0	\$0
Transit	\$0	\$0	\$0	\$0	\$0	\$0	\$0	\$0	\$0
MPO	\$0	\$0	\$0	\$0	\$0	\$0	\$0	\$0	\$0
Subtotal	\$0	\$0	\$0	\$90	\$0	\$0	\$0	\$0	\$90

Surface Transportation Program

Phase	Prior Funds	FY 2019 Funds	FY 2020 Funds	FY 2021 Funds	FY 2022 Funds	FY 2023 Funds	FY 2024 Funds	Future Funds	Total Four-Year Funding Request
ENG	\$0	\$0	\$0	\$360	\$0	\$0	\$0	\$0	\$360
ROW	\$0	\$0	\$0	\$0	\$0	\$0	\$0	\$0	\$0
CON	\$0	\$0	\$0	\$0	\$0	\$0	\$0	\$0	\$0
Transit	\$0	\$0	\$0	\$0	\$0	\$0	\$0	\$0	\$0
MPO	\$0	\$0	\$0	\$0	\$0	\$0	\$0	\$0	\$0
Subtotal	\$0	\$0	\$0	\$360	\$0	\$0	\$0	\$0	\$360
Total	\$0	\$0	\$0	\$450	\$0	\$0	\$0	\$0	\$450



WV DOT

2019 - 2022 Transportation Improvement Program

Roadways

Mill Creek O/P NB & SB

MPO ID B2017-08.1.01

Resp. Agency WV DOT

Project Category Roadways

State West Virginia

CIP or CTP ID(s) NHPP-0081(033)D

Description:

Bridge Replacement

Project Category TIP

Functional Class

County Berkeley County

Est. Total Cost \$4,950

Prior Years Cost \$0

Future Years Cost \$0

Limits:

Interstate 81, beginning MP 3, length 0.58 miles

LRTP Relationship:

System Preservation





2019 - 2022 Transportation Improvement Program

Mill Creek O/P NB & SB

(Funding in Thousands)

National Highway Performance Program

Phase	Prior Funds	FY 2019 Funds	FY 2020 Funds	FY 2021 Funds	FY 2022 Funds	FY 2023 Funds	FY 2024 Funds	Future Funds	Total Four-Year Funding Request
ENG	\$0	\$315	\$0	\$0	\$0	\$0	\$0	\$0	\$315
ROW	\$0	\$0	\$0	\$0	\$0	\$0	\$0	\$0	\$0
CON	\$0	\$3680	\$0	\$0	\$0	\$0	\$0	\$0	\$3,680
Transit	\$0	\$0	\$0	\$0	\$0	\$0	\$0	\$0	\$0
MPO	\$0	\$0	\$0	\$0	\$0	\$0	\$0	\$0	\$0
Subtotal	\$0	\$3995	\$0	\$0	\$0	\$0	\$0	\$0	\$3,995



2019 - 2022 Transportation Improvement Program

Mill Creek O/P NB & SB

(Funding in Thousands)

State Funding - West Virginia

Phase	Prior Funds	FY 2019 Funds	FY 2020 Funds	FY 2021 Funds	FY 2022 Funds	FY 2023 Funds	FY 2024 Funds	Future Funds	Total Four-Year Funding Request
ENG	\$0	\$35	\$0	\$0	\$0	\$0	\$0	\$0	\$35
ROW	\$0	\$0	\$0	\$0	\$0	\$0	\$0	\$0	\$0
CON	\$0	\$920	\$0	\$0	\$0	\$0	\$0	\$0	\$920
Transit	\$0	\$0	\$0	\$0	\$0	\$0	\$0	\$0	\$0
MPO	\$0	\$0	\$0	\$0	\$0	\$0	\$0	\$0	\$0
Subtotal	\$0	\$955	\$0	\$0	\$0	\$0	\$0	\$0	\$955
Total	\$0	\$4950	\$0	\$0	\$0	\$0	\$0	\$0	\$4,950

**Tabler Sta Rd - Apple Harv Dr (I-81)**

MPO ID	B2018-01	Project Category	TIP
Resp. Agency	WV DOT	Functional Class	
Project Category	Roadways	County	Berkeley County
State	West Virginia	Est. Total Cost	\$75,000
CIP or CTP ID(s)	NFA-2317001	Prior Years Cost	\$75,000
		Future Years Cost	\$0

Description:

Widen Interstate 81 from Exit 12 (Apple Harvest Drive) to Exit 8 (Tabler Station Road) to six lanes using the State General Obligation Bond

Limits:

From Exit 12, south to Exit 8

LRTP Relationship:

Unfunded Priority





2019 - 2022 Transportation Improvement Program

Tabler Sta Rd - Apple Harv Dr (I-81)

(Funding in Thousands)

State Funding - West Virginia

Phase	Prior Funds	FY 2019 Funds	FY 2020 Funds	FY 2021 Funds	FY 2022 Funds	FY 2023 Funds	FY 2024 Funds	Future Funds	Total Four-Year Funding Request
ENG	\$0	\$0	\$0	\$0	\$0	\$0	\$0	\$0	\$0
ROW	\$0	\$0	\$0	\$0	\$0	\$0	\$0	\$0	\$0
CON	\$75000	\$0	\$0	\$0	\$0	\$0	\$0	\$0	\$75,000
Transit	\$0	\$0	\$0	\$0	\$0	\$0	\$0	\$0	\$0
MPO	\$0	\$0	\$0	\$0	\$0	\$0	\$0	\$0	\$0
Subtotal	\$75000	\$0	\$0	\$0	\$0	\$0	\$0	\$0	\$75,000
Total	\$75000	\$0	\$0	\$0	\$0	\$0	\$0	\$0	\$75,000

**Inwood Bypass (Ph 2) (GO Bond 2)**

MPO ID B2018-02
Resp. Agency WV DOT
Project Category Roadways
State West Virginia
CIP or CTP ID(s) STP-0051(048)D

Project Category TIP
Functional Class
County Berkeley County
Est. Total Cost \$25,600
Prior Years Cost \$0
Future Years Cost \$0

Description:

Construct 4-lane bypass

Limits:

WV 51, from Interstate 81 east to Winchester-Western Railroad Crossing

LRTP Relationship:

Fiscally Constrained Project





2019 - 2022 Transportation Improvement Program

Inwood Bypass (Ph 2) (GO Bond 2)

(Funding in Thousands)

State Funding - West Virginia

Phase	Prior Funds	FY 2019 Funds	FY 2020 Funds	FY 2021 Funds	FY 2022 Funds	FY 2023 Funds	FY 2024 Funds	Future Funds	Total Four-Year Funding Request
ENG	\$0	\$0	\$0	\$0	\$0	\$0	\$0	\$0	\$0
ROW	\$0	\$420	\$0	\$0	\$0	\$0	\$0	\$0	\$420
CON	\$0	\$23500	\$0	\$0	\$0	\$0	\$0	\$0	\$23,500
Transit	\$0	\$0	\$0	\$0	\$0	\$0	\$0	\$0	\$0
MPO	\$0	\$0	\$0	\$0	\$0	\$0	\$0	\$0	\$0
Subtotal	\$0	\$23920	\$0	\$0	\$0	\$0	\$0	\$0	\$23,920

Surface Transportation Program

Phase	Prior Funds	FY 2019 Funds	FY 2020 Funds	FY 2021 Funds	FY 2022 Funds	FY 2023 Funds	FY 2024 Funds	Future Funds	Total Four-Year Funding Request
ENG	\$0	\$0	\$0	\$0	\$0	\$0	\$0	\$0	\$0
ROW	\$0	\$1680	\$0	\$0	\$0	\$0	\$0	\$0	\$1,680
CON	\$0	\$0	\$0	\$0	\$0	\$0	\$0	\$0	\$0
Transit	\$0	\$0	\$0	\$0	\$0	\$0	\$0	\$0	\$0
MPO	\$0	\$0	\$0	\$0	\$0	\$0	\$0	\$0	\$0
Subtotal	\$0	\$1680	\$0	\$0	\$0	\$0	\$0	\$0	\$1,680
Total	\$0	\$25600	\$0	\$0	\$0	\$0	\$0	\$0	\$25,600

**Maintenance & System Preservation - Bridge Program**

MPO ID	B2019-01	Project Category	TIP
Resp. Agency	WV DOT	Functional Class	NA
Project Category	Roadways	County	Berkeley County
State	West Virginia	Est. Total Cost	\$0
CIP or CTP ID(s)	n/a	Prior Years Cost	\$0
		Future Years Cost	\$0

Description:

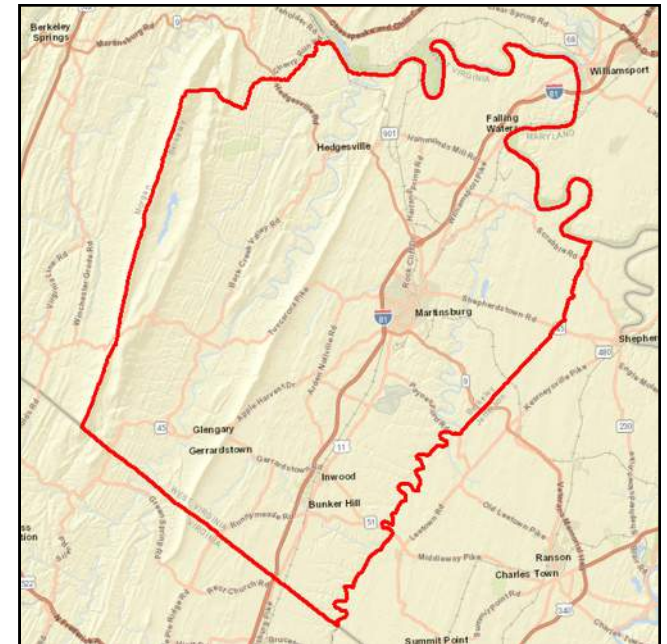
Bridge maintenance, rehabilitation, and replacement; inspections - such as bridge overlays/sealing, clean and paint, deck expansion joints

Limits:

Areawide

LRTP Relationship:

System Preservation





2019 - 2022 Transportation Improvement Program

Maintenance & System Preservation - Bridge Program

(Funding in Thousands)

National Highway Performance Program

Phase	Prior Funds	FY 2019 Funds	FY 2020 Funds	FY 2021 Funds	FY 2022 Funds	FY 2023 Funds	FY 2024 Funds	Future Funds	Total Four-Year Funding Request
ENG	\$0	\$0	\$0	\$0	\$0	\$0	\$0	\$0	\$0
ROW	\$0	\$0	\$0	\$0	\$0	\$0	\$0	\$0	\$0
CON	\$0	\$0	\$0	\$0	\$0	\$0	\$0	\$0	\$0
Transit	\$0	\$0	\$0	\$0	\$0	\$0	\$0	\$0	\$0
MPO	\$0	\$0	\$0	\$0	\$0	\$0	\$0	\$0	\$0
Subtotal	\$0	\$0	\$0	\$0	\$0	\$0	\$0	\$0	\$0
Total	\$0	\$0	\$0	\$0	\$0	\$0	\$0	\$0	\$0



WV DOT

2019 - 2022 Transportation Improvement Program

Roadways

Clarence Martin Jr Memorial Bridge

MPO ID B2019-01.01
Resp. Agency WV DOT
Project Category Roadways
State West Virginia
CIP or CTP ID(s) STBG-0009(251)D

Project Category TIP
Functional Class
County Berkeley County
Est. Total Cost \$460
Prior Years Cost \$0
Future Years Cost \$0

Description:
C&P Work

Limits:

Beginning MP 10.88; Length 0.15 miles

LRTP Relationship:

System Preservation





2019 - 2022 Transportation Improvement Program

Clarence Martin Jr Memorial Bridge

(Funding in Thousands)

State Funding - West Virginia

Phase	Prior Funds	FY 2019 Funds	FY 2020 Funds	FY 2021 Funds	FY 2022 Funds	FY 2023 Funds	FY 2024 Funds	Future Funds	Total Four-Year Funding Request
ENG	\$0	\$2	\$0	\$0	\$0	\$0	\$0	\$0	\$2
ROW	\$0	\$0	\$0	\$0	\$0	\$0	\$0	\$0	\$0
CON	\$0	\$90	\$0	\$0	\$0	\$0	\$0	\$0	\$90
Transit	\$0	\$0	\$0	\$0	\$0	\$0	\$0	\$0	\$0
MPO	\$0	\$0	\$0	\$0	\$0	\$0	\$0	\$0	\$0
Subtotal	\$0	\$92	\$0	\$0	\$0	\$0	\$0	\$0	\$92



2019 - 2022 Transportation Improvement Program

Clarence Martin Jr Memorial Bridge

(Funding in Thousands)

Surface Transportation Program

Phase	Prior Funds	FY 2019 Funds	FY 2020 Funds	FY 2021 Funds	FY 2022 Funds	FY 2023 Funds	FY 2024 Funds	Future Funds	Total Four-Year Funding Request
ENG	\$0	\$8	\$0	\$0	\$0	\$0	\$0	\$0	\$8
ROW	\$0	\$0	\$0	\$0	\$0	\$0	\$0	\$0	\$0
CON	\$0	\$360	\$0	\$0	\$0	\$0	\$0	\$0	\$360
Transit	\$0	\$0	\$0	\$0	\$0	\$0	\$0	\$0	\$0
MPO	\$0	\$0	\$0	\$0	\$0	\$0	\$0	\$0	\$0
Subtotal	\$0	\$368	\$0	\$0	\$0	\$0	\$0	\$0	\$368
Total	\$0	\$460	\$0	\$0	\$0	\$0	\$0	\$0	\$460

**Maintenance & System Preservation - Pavement**

MPO ID B2019-02
Resp. Agency WV DOT
Project Category Roadways
State West Virginia
CIP or CTP ID(s) n/a

Project Category TIP
Functional Class NA
County Berkeley County
Est. Total Cost \$0
Prior Years Cost \$0
Future Years Cost \$0

Description:

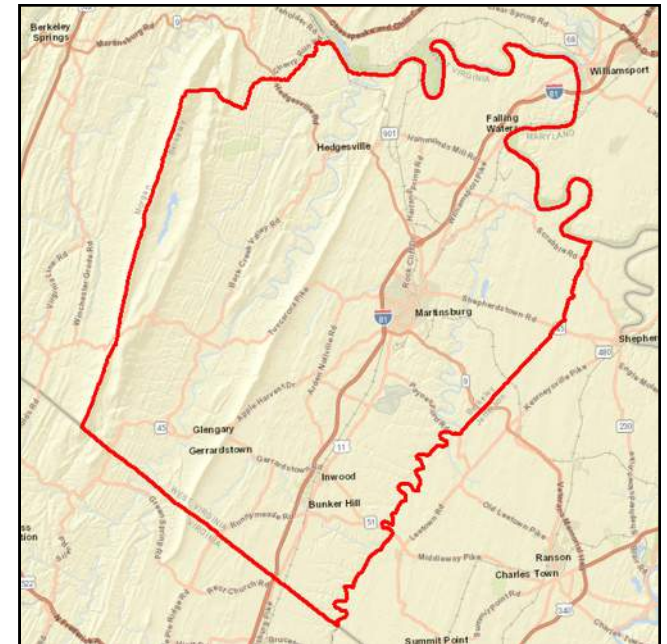
Pavement maintenance, rehabilitation and reconstruction, resurfacing

Limits:

Areawide

LRTP Relationship:

System Preservation





2019 - 2022 Transportation Improvement Program

Maintenance & System Preservation - Pavement

(Funding in Thousands)

National Highway Performance Program

Phase	Prior Funds	FY 2019 Funds	FY 2020 Funds	FY 2021 Funds	FY 2022 Funds	FY 2023 Funds	FY 2024 Funds	Future Funds	Total Four-Year Funding Request
ENG	\$0	\$0	\$0	\$0	\$0	\$0	\$0	\$0	\$0
ROW	\$0	\$0	\$0	\$0	\$0	\$0	\$0	\$0	\$0
CON	\$0	\$0	\$0	\$0	\$0	\$0	\$0	\$0	\$0
Transit	\$0	\$0	\$0	\$0	\$0	\$0	\$0	\$0	\$0
MPO	\$0	\$0	\$0	\$0	\$0	\$0	\$0	\$0	\$0
Subtotal	\$0	\$0	\$0	\$0	\$0	\$0	\$0	\$0	\$0
Total	\$0	\$0	\$0	\$0	\$0	\$0	\$0	\$0	\$0



WV DOT

2019 - 2022 Transportation Improvement Program

Roadways

Arden - Martinsburg (WV 45)

MPO ID B2019-02.05
Resp. Agency WV DOT
Project Category Roadways
State West Virginia
CIP or CTP ID(s) STBG-0045(079)D

Project Category TIP
Functional Class
County Berkeley County
Est. Total Cost \$890
Prior Years Cost \$0
Future Years Cost \$0

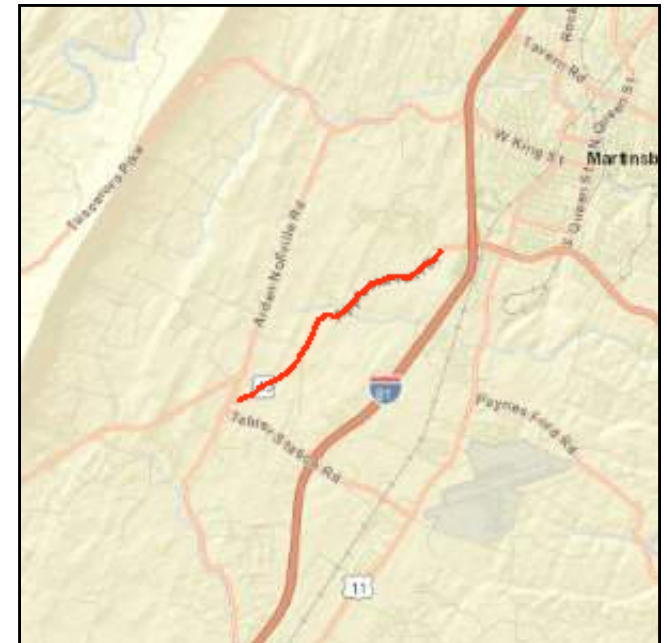
Description:
Resurfacing

Limits:

Beginning MP 10.67; Length 3.1 miles

LRTP Relationship:

System Preservation





2019 - 2022 Transportation Improvement Program

Arden - Martinsburg (WV 45)

(Funding in Thousands)

State Funding - West Virginia

Phase	Prior Funds	FY 2019 Funds	FY 2020 Funds	FY 2021 Funds	FY 2022 Funds	FY 2023 Funds	FY 2024 Funds	Future Funds	Total Four-Year Funding Request
ENG	\$0	\$0	\$0	\$0	\$0	\$0	\$0	\$0	\$0
ROW	\$0	\$0	\$0	\$0	\$0	\$0	\$0	\$0	\$0
CON	\$0	\$178	\$0	\$0	\$0	\$0	\$0	\$0	\$178
Transit	\$0	\$0	\$0	\$0	\$0	\$0	\$0	\$0	\$0
MPO	\$0	\$0	\$0	\$0	\$0	\$0	\$0	\$0	\$0
Subtotal	\$0	\$178	\$0	\$0	\$0	\$0	\$0	\$0	\$178



2019 - 2022 Transportation Improvement Program

Arden - Martinsburg (WV 45)

(Funding in Thousands)

Surface Transportation Program

Phase	Prior Funds	FY 2019 Funds	FY 2020 Funds	FY 2021 Funds	FY 2022 Funds	FY 2023 Funds	FY 2024 Funds	Future Funds	Total Four-Year Funding Request
ENG	\$0	\$0	\$0	\$0	\$0	\$0	\$0	\$0	\$0
ROW	\$0	\$0	\$0	\$0	\$0	\$0	\$0	\$0	\$0
CON	\$0	\$712	\$0	\$0	\$0	\$0	\$0	\$0	\$712
Transit	\$0	\$0	\$0	\$0	\$0	\$0	\$0	\$0	\$0
MPO	\$0	\$0	\$0	\$0	\$0	\$0	\$0	\$0	\$0
Subtotal	\$0	\$712	\$0	\$0	\$0	\$0	\$0	\$0	\$712
Total	\$0	\$890	\$0	\$0	\$0	\$0	\$0	\$0	\$890



WV DOT

2019 - 2022 Transportation Improvement Program

Roadways

Spring Mills - Marlowe (US 11)

MPO ID B2019-02.06
Resp. Agency WV DOT
Project Category Roadways
State West Virginia
CIP or CTP ID(s) STBG-0011(166)D

Project Category TIP
Functional Class
County Berkeley County
Est. Total Cost \$650
Prior Years Cost \$0
Future Years Cost \$0

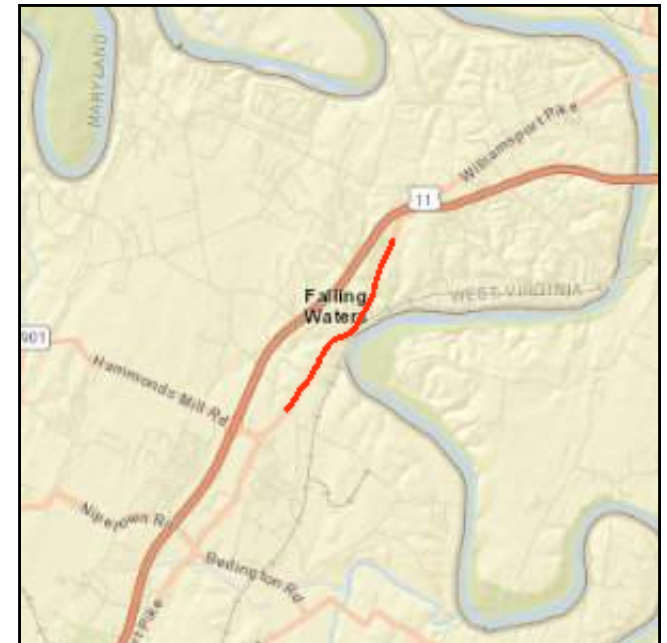
Description:
Resurfacing

Limits:

Beginning MP 20.7; Length 2.3 miles

LRTP Relationship:

System Preservation





2019 - 2022 Transportation Improvement Program

Spring Mills - Marlowe (US 11)

(Funding in Thousands)

State Funding - West Virginia

Phase	Prior Funds	FY 2019 Funds	FY 2020 Funds	FY 2021 Funds	FY 2022 Funds	FY 2023 Funds	FY 2024 Funds	Future Funds	Total Four-Year Funding Request
ENG	\$0	\$0	\$0	\$0	\$0	\$0	\$0	\$0	\$0
ROW	\$0	\$0	\$0	\$0	\$0	\$0	\$0	\$0	\$0
CON	\$0	\$130	\$0	\$0	\$0	\$0	\$0	\$0	\$130
Transit	\$0	\$0	\$0	\$0	\$0	\$0	\$0	\$0	\$0
MPO	\$0	\$0	\$0	\$0	\$0	\$0	\$0	\$0	\$0
Subtotal	\$0	\$130	\$0	\$0	\$0	\$0	\$0	\$0	\$130



2019 - 2022 Transportation Improvement Program

Spring Mills - Marlowe (US 11)

(Funding in Thousands)

Surface Transportation Program

Phase	Prior Funds	FY 2019 Funds	FY 2020 Funds	FY 2021 Funds	FY 2022 Funds	FY 2023 Funds	FY 2024 Funds	Future Funds	Total Four-Year Funding Request
ENG	\$0	\$0	\$0	\$0	\$0	\$0	\$0	\$0	\$0
ROW	\$0	\$0	\$0	\$0	\$0	\$0	\$0	\$0	\$0
CON	\$0	\$520	\$0	\$0	\$0	\$0	\$0	\$0	\$520
Transit	\$0	\$0	\$0	\$0	\$0	\$0	\$0	\$0	\$0
MPO	\$0	\$0	\$0	\$0	\$0	\$0	\$0	\$0	\$0
Subtotal	\$0	\$520	\$0	\$0	\$0	\$0	\$0	\$0	\$520
Total	\$0	\$650	\$0	\$0	\$0	\$0	\$0	\$0	\$650



WV DOT

2019 - 2022 Transportation Improvement Program

Roadways

Exit 16 Ramp Repair (I-81)

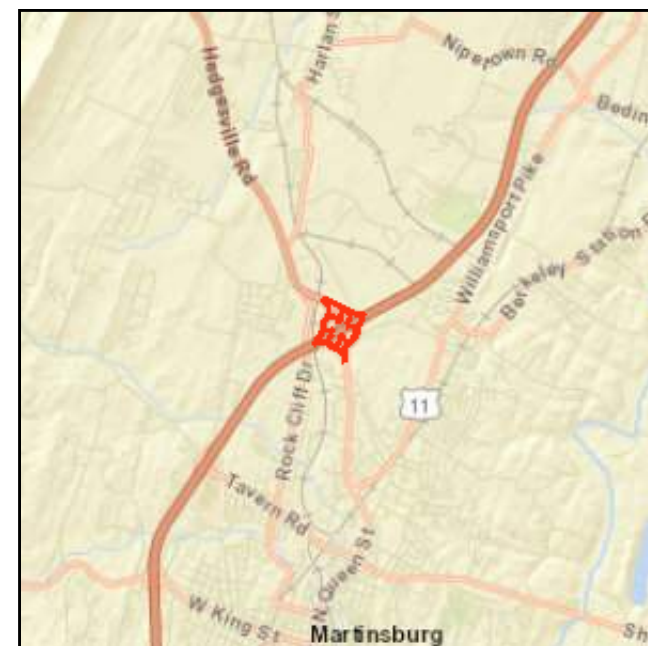
MPO ID B2019-02.07
Resp. Agency WV DOT
Project Category Roadways
State West Virginia
CIP or CTP ID(s) NHPP-081(1135)D

Project Category TIP
Functional Class
County Berkeley County
Est. Total Cost \$2,900
Prior Years Cost \$0
Future Years Cost \$0

Description:
Resurfacing

Limits:
Beginning MP 15.7; Length 0.5 miles

L RTP Relationship:
System Preservation





2019 - 2022 Transportation Improvement Program

Exit 16 Ramp Repair (I-81)

(Funding in Thousands)

National Highway Performance Program

Phase	Prior Funds	FY 2019 Funds	FY 2020 Funds	FY 2021 Funds	FY 2022 Funds	FY 2023 Funds	FY 2024 Funds	Future Funds	Total Four-Year Funding Request
ENG	\$0	\$0	\$0	\$0	\$0	\$0	\$0	\$0	\$0
ROW	\$0	\$0	\$0	\$0	\$0	\$0	\$0	\$0	\$0
CON	\$0	\$0	\$2610	\$0	\$0	\$0	\$0	\$0	\$2,610
Transit	\$0	\$0	\$0	\$0	\$0	\$0	\$0	\$0	\$0
MPO	\$0	\$0	\$0	\$0	\$0	\$0	\$0	\$0	\$0
Subtotal	\$0	\$0	\$2610	\$0	\$0	\$0	\$0	\$0	\$2,610

State Funding - West Virginia

Phase	Prior Funds	FY 2019 Funds	FY 2020 Funds	FY 2021 Funds	FY 2022 Funds	FY 2023 Funds	FY 2024 Funds	Future Funds	Total Four-Year Funding Request
ENG	\$0	\$0	\$0	\$0	\$0	\$0	\$0	\$0	\$0
ROW	\$0	\$0	\$0	\$0	\$0	\$0	\$0	\$0	\$0
CON	\$0	\$0	\$290	\$0	\$0	\$0	\$0	\$0	\$290
Transit	\$0	\$0	\$0	\$0	\$0	\$0	\$0	\$0	\$0
MPO	\$0	\$0	\$0	\$0	\$0	\$0	\$0	\$0	\$0
Subtotal	\$0	\$0	\$290	\$0	\$0	\$0	\$0	\$0	\$290
Total	\$0	\$0	\$2900	\$0	\$0	\$0	\$0	\$0	\$2,900



Maintenance & System Preservation - Other

MPO ID	B2019-03	Project Category	TIP
Resp. Agency	WV DOT	Functional Class	NA
Project Category	Roadways	County	Berkeley County
State	West Virginia	Est. Total Cost	\$0
CIP or CTP ID(s)	n/a	Prior Years Cost	\$0
		Future Years Cost	\$0

Description:

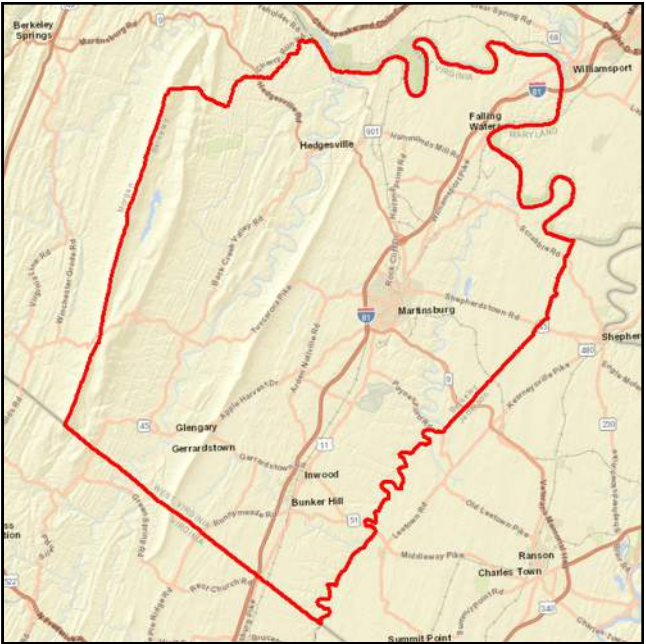
Other maintenance, rehabilitation, and replacement (non-pavement) items such as lighting, guardrail, retaining walls, slides, signal and sign renovation and/or replacements

Limits:

Areawide

LRTP Relationship:

System Preservation





2019 - 2022 Transportation Improvement Program

Maintenance & System Preservation - Other

(Funding in Thousands)

Highway Safety Improvement Program

Phase	Prior Funds	FY 2019 Funds	FY 2020 Funds	FY 2021 Funds	FY 2022 Funds	FY 2023 Funds	FY 2024 Funds	Future Funds	Total Four-Year Funding Request
ENG	\$0	\$0	\$0	\$0	\$0	\$0	\$0	\$0	\$0
ROW	\$0	\$0	\$0	\$0	\$0	\$0	\$0	\$0	\$0
CON	\$0	\$0	\$0	\$0	\$0	\$0	\$0	\$0	\$0
Transit	\$0	\$0	\$0	\$0	\$0	\$0	\$0	\$0	\$0
MPO	\$0	\$0	\$0	\$0	\$0	\$0	\$0	\$0	\$0
Subtotal	\$0	\$0	\$0	\$0	\$0	\$0	\$0	\$0	\$0
Total	\$0	\$0	\$0	\$0	\$0	\$0	\$0	\$0	\$0



2019 - 2022 Transportation Improvement Program

Operational Improvements - Miscellaneous

(Funding in Thousands)

Surface Transportation Program

Phase	Prior Funds	FY 2019 Funds	FY 2020 Funds	FY 2021 Funds	FY 2022 Funds	FY 2023 Funds	FY 2024 Funds	Future Funds	Total Four-Year Funding Request
ENG	\$0	\$0	\$0	\$0	\$0	\$0	\$0	\$0	\$0
ROW	\$0	\$0	\$0	\$0	\$0	\$0	\$0	\$0	\$0
CON	\$0	\$0	\$0	\$0	\$0	\$0	\$0	\$0	\$0
Transit	\$0	\$0	\$0	\$0	\$0	\$0	\$0	\$0	\$0
MPO	\$0	\$0	\$0	\$0	\$0	\$0	\$0	\$0	\$0
Subtotal	\$0	\$0	\$0	\$0	\$0	\$0	\$0	\$0	\$0
Total	\$0	\$0	\$0	\$0	\$0	\$0	\$0	\$0	\$0



I-81 Lighting

MPO ID B2019-04.01
Resp. Agency WV DOT
Project Category Roadways
State West Virginia
CIP or CTP ID(s) NHPP-081(1133)D

Project Category TIP
Functional Class
County Berkeley County
Est. Total Cost \$8,500
Prior Years Cost \$0
Future Years Cost \$0

Description:

Upgrade lighting along I-81 corridor through Berkeley County

Limits:

Beginning MP 0; Distance 26 miles

LRTP Relationship:

Safety





2019 - 2022 Transportation Improvement Program

I-81 Lighting

(Funding in Thousands)

National Highway Performance Program

Phase	Prior Funds	FY 2019 Funds	FY 2020 Funds	FY 2021 Funds	FY 2022 Funds	FY 2023 Funds	FY 2024 Funds	Future Funds	Total Four-Year Funding Request
ENG	\$0	\$450	\$0	\$0	\$0	\$0	\$0	\$0	\$450
ROW	\$0	\$0	\$0	\$0	\$0	\$0	\$0	\$0	\$0
CON	\$0	\$0	\$7200	\$0	\$0	\$0	\$0	\$0	\$7,200
Transit	\$0	\$0	\$0	\$0	\$0	\$0	\$0	\$0	\$0
MPO	\$0	\$0	\$0	\$0	\$0	\$0	\$0	\$0	\$0
Subtotal	\$0	\$450	\$7200	\$0	\$0	\$0	\$0	\$0	\$7,650

State Funding - West Virginia

Phase	Prior Funds	FY 2019 Funds	FY 2020 Funds	FY 2021 Funds	FY 2022 Funds	FY 2023 Funds	FY 2024 Funds	Future Funds	Total Four-Year Funding Request
ENG	\$0	\$50	\$0	\$0	\$0	\$0	\$0	\$0	\$50
ROW	\$0	\$0	\$0	\$0	\$0	\$0	\$0	\$0	\$0
CON	\$0	\$0	\$800	\$0	\$0	\$0	\$0	\$0	\$800
Transit	\$0	\$0	\$0	\$0	\$0	\$0	\$0	\$0	\$0
MPO	\$0	\$0	\$0	\$0	\$0	\$0	\$0	\$0	\$0
Subtotal	\$0	\$50	\$800	\$0	\$0	\$0	\$0	\$0	\$850
Total	\$0	\$500	\$8000	\$0	\$0	\$0	\$0	\$0	\$8,500

**Bike & Pedestrian & Community Development**

MPO ID	B2019-05	Project Category	TIP
Resp. Agency	WV DOT	Functional Class	NA
Project Category	Roadways	County	Berkeley County
State	West Virginia	Est. Total Cost	\$0
CIP or CTP ID(s)	n/a	Prior Years Cost	\$0
		Future Years Cost	\$0

Description:

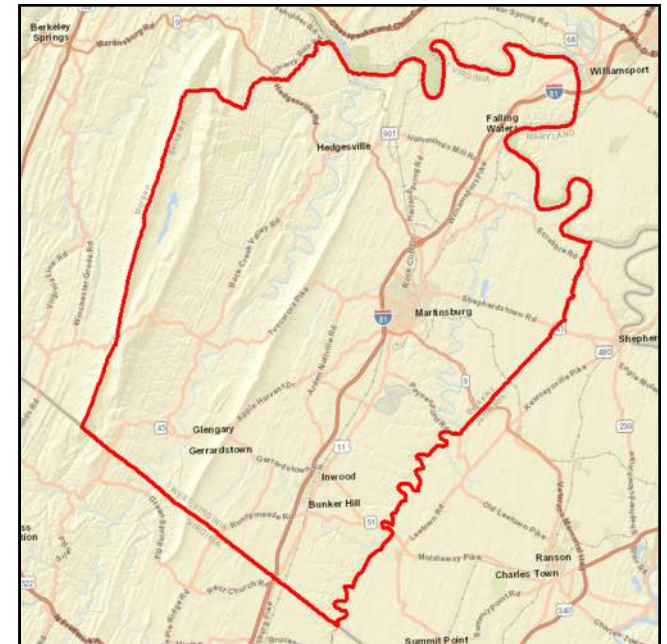
Non-traditional transportation projects; non-motorized travel funded with TAP funding and/or RTS funding

Limits:

Areawide

LRTP Relationship:

Bicycle and Pedestrian Element





2019 - 2022 Transportation Improvement Program

Bike & Pedestrian & Community Development

(Funding in Thousands)

Transportation Alternatives Program

Phase	Prior Funds	FY 2019 Funds	FY 2020 Funds	FY 2021 Funds	FY 2022 Funds	FY 2023 Funds	FY 2024 Funds	Future Funds	Total Four-Year Funding Request
ENG	\$0	\$0	\$0	\$0	\$0	\$0	\$0	\$0	\$0
ROW	\$0	\$0	\$0	\$0	\$0	\$0	\$0	\$0	\$0
CON	\$0	\$0	\$0	\$0	\$0	\$0	\$0	\$0	\$0
Transit	\$0	\$0	\$0	\$0	\$0	\$0	\$0	\$0	\$0
MPO	\$0	\$0	\$0	\$0	\$0	\$0	\$0	\$0	\$0
Subtotal	\$0	\$0	\$0	\$0	\$0	\$0	\$0	\$0	\$0
Total	\$0	\$0	\$0	\$0	\$0	\$0	\$0	\$0	\$0



Martinsburg Train Station

MPO ID	B2019-05.02	Project Category	TIP
Resp. Agency	WV DOT	Functional Class	
Project Category	Roadways	County	Berkeley County
State	West Virginia	Est. Total Cost	\$846
CIP or CTP ID(s)	TAP-2018(079)D	Prior Years Cost	\$0
		Future Years Cost	\$0

Description:

Streetscape design for E Martin Street, leading to the Martinsburg Train Station.

Limits:

E Martin Street, from White Ave to Queen Street

LRTP Relationship:

Bicycle and Pedestrian Element





2019 - 2022 Transportation Improvement Program

Martinsburg Train Station

(Funding in Thousands)

State Funding - West Virginia

Phase	Prior Funds	FY 2019 Funds	FY 2020 Funds	FY 2021 Funds	FY 2022 Funds	FY 2023 Funds	FY 2024 Funds	Future Funds	Total Four-Year Funding Request
ENG	\$0	\$0	\$0	\$0	\$0	\$0	\$0	\$0	\$0
ROW	\$0	\$0	\$0	\$0	\$0	\$0	\$0	\$0	\$0
CON	\$0	\$169	\$0	\$0	\$0	\$0	\$0	\$0	\$169
Transit	\$0	\$0	\$0	\$0	\$0	\$0	\$0	\$0	\$0
MPO	\$0	\$0	\$0	\$0	\$0	\$0	\$0	\$0	\$0
Subtotal	\$0	\$169	\$0	\$0	\$0	\$0	\$0	\$0	\$169

Transportation Alternatives Program

Phase	Prior Funds	FY 2019 Funds	FY 2020 Funds	FY 2021 Funds	FY 2022 Funds	FY 2023 Funds	FY 2024 Funds	Future Funds	Total Four-Year Funding Request
ENG	\$0	\$0	\$0	\$0	\$0	\$0	\$0	\$0	\$0
ROW	\$0	\$0	\$0	\$0	\$0	\$0	\$0	\$0	\$0
CON	\$0	\$677	\$0	\$0	\$0	\$0	\$0	\$0	\$677
Transit	\$0	\$0	\$0	\$0	\$0	\$0	\$0	\$0	\$0
MPO	\$0	\$0	\$0	\$0	\$0	\$0	\$0	\$0	\$0
Subtotal	\$0	\$677	\$0	\$0	\$0	\$0	\$0	\$0	\$677
Total	\$0	\$846	\$0	\$0	\$0	\$0	\$0	\$0	\$846



Emergency Relief (ER) Projects

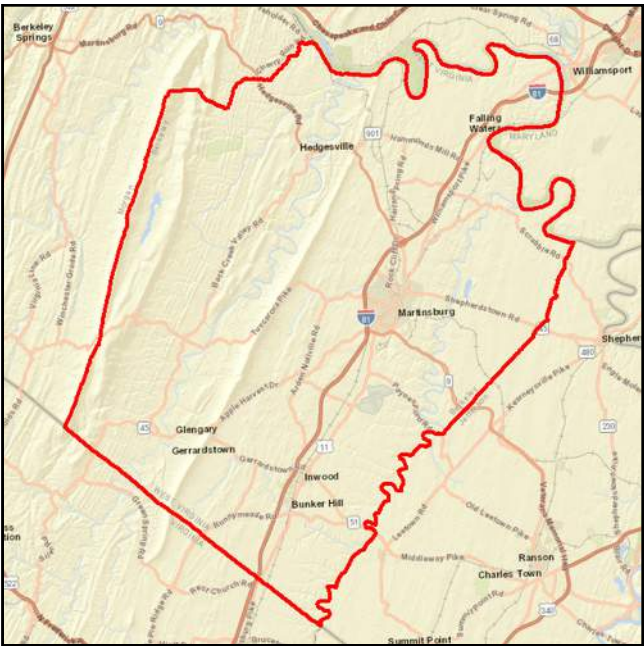
MPO ID B2019-06
Resp. Agency WV DOT
Project Category Roadways
State West Virginia
CIP or CTP ID(s) n/a

Description:
Emergency projects due to storm events

Limits:
Areawide

L RTP Relationship:
System Preservation

Project Category TIP
Functional Class
County Berkeley County
Est. Total Cost \$0
Prior Years Cost \$0
Future Years Cost \$0





2019 - 2022 Transportation Improvement Program

Emergency Relief (ER) Projects

(Funding in Thousands)

National Highway Performance Program

Phase	Prior Funds	FY 2019 Funds	FY 2020 Funds	FY 2021 Funds	FY 2022 Funds	FY 2023 Funds	FY 2024 Funds	Future Funds	Total Four-Year Funding Request
ENG	\$0	\$0	\$0	\$0	\$0	\$0	\$0	\$0	\$0
ROW	\$0	\$0	\$0	\$0	\$0	\$0	\$0	\$0	\$0
CON	\$0	\$0	\$0	\$0	\$0	\$0	\$0	\$0	\$0
Transit	\$0	\$0	\$0	\$0	\$0	\$0	\$0	\$0	\$0
MPO	\$0	\$0	\$0	\$0	\$0	\$0	\$0	\$0	\$0
Subtotal	\$0	\$0	\$0	\$0	\$0	\$0	\$0	\$0	\$0
Total	\$0	\$0	\$0	\$0	\$0	\$0	\$0	\$0	\$0



Technical Support

MPO ID	B2019-07	Project Category	TIP
Resp. Agency	WV DOT	Functional Class	
Project Category	Roadways	County	Berkeley County
State	West Virginia	Est. Total Cost	\$0
CIP or CTP ID(s)	n/a	Prior Years Cost	\$0
		Future Years Cost	\$0

Description:

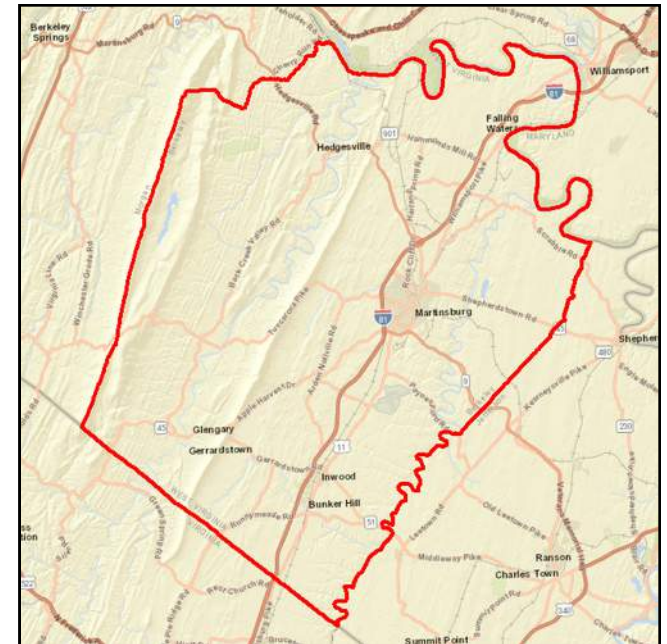
Non-capital program projects such as: research, bridge inspections, agency funded positions, etc.

Limits:

Areawide

LRTP Relationship:

System Preservation





2019 - 2022 Transportation Improvement Program

Technical Support

(Funding in Thousands)

Highway Safety Improvement Program

Phase	Prior Funds	FY 2019 Funds	FY 2020 Funds	FY 2021 Funds	FY 2022 Funds	FY 2023 Funds	FY 2024 Funds	Future Funds	Total Four-Year Funding Request
ENG	\$0	\$0	\$0	\$0	\$0	\$0	\$0	\$0	\$0
ROW	\$0	\$0	\$0	\$0	\$0	\$0	\$0	\$0	\$0
CON	\$0	\$0	\$0	\$0	\$0	\$0	\$0	\$0	\$0
Transit	\$0	\$0	\$0	\$0	\$0	\$0	\$0	\$0	\$0
MPO	\$0	\$0	\$0	\$0	\$0	\$0	\$0	\$0	\$0
Subtotal	\$0	\$0	\$0	\$0	\$0	\$0	\$0	\$0	\$0
Total	\$0	\$0	\$0	\$0	\$0	\$0	\$0	\$0	\$0



WV DOT

2019 - 2022 Transportation Improvement Program

Roadways

US 11 Berkeley Station Drive

MPO ID B2019-07.01
Resp. Agency WV DOT
Project Category Roadways
State West Virginia
CIP or CTP ID(s) STBG-0011(167)D

Project Category TIP
Functional Class
County Berkeley County
Est. Total Cost \$60
Prior Years Cost \$0
Future Years Cost \$0

Description:

Drainage Design Study

Limits:

US 11 - Beginning MP 16.5; Length 0.5 miles

LRTP Relationship:

System Preservation





2019 - 2022 Transportation Improvement Program

US 11 Berkeley Station Drive

(Funding in Thousands)

State Funding - West Virginia

Phase	Prior Funds	FY 2019 Funds	FY 2020 Funds	FY 2021 Funds	FY 2022 Funds	FY 2023 Funds	FY 2024 Funds	Future Funds	Total Four-Year Funding Request
ENG	\$0	\$12	\$0	\$0	\$0	\$0	\$0	\$0	\$12
ROW	\$0	\$0	\$0	\$0	\$0	\$0	\$0	\$0	\$0
CON	\$0	\$0	\$0	\$0	\$0	\$0	\$0	\$0	\$0
Transit	\$0	\$0	\$0	\$0	\$0	\$0	\$0	\$0	\$0
MPO	\$0	\$0	\$0	\$0	\$0	\$0	\$0	\$0	\$0
Subtotal	\$0	\$12	\$0	\$0	\$0	\$0	\$0	\$0	\$12

Surface Transportation Program

Phase	Prior Funds	FY 2019 Funds	FY 2020 Funds	FY 2021 Funds	FY 2022 Funds	FY 2023 Funds	FY 2024 Funds	Future Funds	Total Four-Year Funding Request
ENG	\$0	\$48	\$0	\$0	\$0	\$0	\$0	\$0	\$48
ROW	\$0	\$0	\$0	\$0	\$0	\$0	\$0	\$0	\$0
CON	\$0	\$0	\$0	\$0	\$0	\$0	\$0	\$0	\$0
Transit	\$0	\$0	\$0	\$0	\$0	\$0	\$0	\$0	\$0
MPO	\$0	\$0	\$0	\$0	\$0	\$0	\$0	\$0	\$0
Subtotal	\$0	\$48	\$0	\$0	\$0	\$0	\$0	\$0	\$48
Total	\$0	\$60	\$0	\$0	\$0	\$0	\$0	\$0	\$60



WV DOT

2019 - 2022 Transportation Improvement Program

Roadways

WV 45 Apple Harvest Dr Widening

MPO ID	B2019-08	Project Category	TIP
Resp. Agency	WV DOT	Functional Class	
Project Category	Roadways	County	Berkeley County
State	West Virginia	Est. Total Cost	\$5,858
CIP or CTP ID(s)	STP-0045(077)D	Prior Years Cost	\$0
		Future Years Cost	\$0

Description:

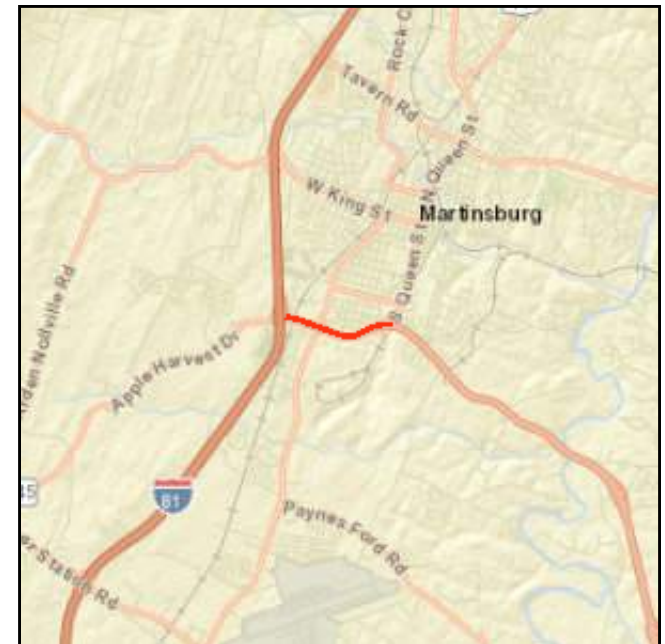
Widen & Add Additional Lanes; project will include adding extra through lanes and creating shared turn/through lanes.

Limits:

WV 45, beginning MP 14.5; Length 0.81 miles

LRTP Relationship:

System Preservation





2019 - 2022 Transportation Improvement Program

WV 45 Apple Harvest Dr Widening

(Funding in Thousands)

State Funding - West Virginia

Phase	Prior Funds	FY 2019 Funds	FY 2020 Funds	FY 2021 Funds	FY 2022 Funds	FY 2023 Funds	FY 2024 Funds	Future Funds	Total Four-Year Funding Request
ENG	\$0	\$45	\$0	\$0	\$0	\$0	\$0	\$0	\$45
ROW	\$0	\$0	\$0	\$0	\$0	\$0	\$0	\$0	\$0
CON	\$0	\$0	\$1043	\$0	\$0	\$0	\$0	\$0	\$1,043
Transit	\$0	\$0	\$0	\$0	\$0	\$0	\$0	\$0	\$0
MPO	\$0	\$0	\$0	\$0	\$0	\$0	\$0	\$0	\$0
Subtotal	\$0	\$45	\$1043	\$0	\$0	\$0	\$0	\$0	\$1,088

Surface Transportation Program

Phase	Prior Funds	FY 2019 Funds	FY 2020 Funds	FY 2021 Funds	FY 2022 Funds	FY 2023 Funds	FY 2024 Funds	Future Funds	Total Four-Year Funding Request
ENG	\$0	\$180	\$0	\$0	\$0	\$0	\$0	\$0	\$180
ROW	\$0	\$0	\$0	\$0	\$0	\$0	\$0	\$0	\$0
CON	\$0	\$0	\$4590	\$0	\$0	\$0	\$0	\$0	\$4,590
Transit	\$0	\$0	\$0	\$0	\$0	\$0	\$0	\$0	\$0
MPO	\$0	\$0	\$0	\$0	\$0	\$0	\$0	\$0	\$0
Subtotal	\$0	\$180	\$4590	\$0	\$0	\$0	\$0	\$0	\$4,770
Total	\$0	\$225	\$5633	\$0	\$0	\$0	\$0	\$0	\$5,858



WV DOT

2019 - 2022 Transportation Improvement Program

Roadways

Tabler Station I/C Improvements

MPO ID B2019-09
Resp. Agency WV DOT
Project Category Roadways
State West Virginia
CIP or CTP ID(s) NHPP-081(1138)D

Project Category LRP
Functional Class
County Berkeley County
Est. Total Cost \$4,200
Prior Years Cost \$0
Future Years Cost \$0

Description:

Widen northbound and southbound ramps

Limits:

Beginning MP 8.16, length 0.7 miles

LRTP Relationship:

System Preservation

No Map
Available



2019 - 2022 Transportation Improvement Program

Tabler Station I/C Improvements

(Funding in Thousands)

National Highway Performance Program

Phase	Prior Funds	FY 2019 Funds	FY 2020 Funds	FY 2021 Funds	FY 2022 Funds	FY 2023 Funds	FY 2024 Funds	Future Funds	Total Four-Year Funding Request
ENG	\$0	\$90	\$0	\$0	\$0	\$0	\$0	\$0	\$90
ROW	\$0	\$90	\$0	\$0	\$0	\$0	\$0	\$0	\$90
CON	\$0	\$0	\$3600	\$0	\$0	\$0	\$0	\$0	\$3,600
Transit	\$0	\$0	\$0	\$0	\$0	\$0	\$0	\$0	\$0
MPO	\$0	\$0	\$0	\$0	\$0	\$0	\$0	\$0	\$0
Subtotal	\$0	\$180	\$3600	\$0	\$0	\$0	\$0	\$0	\$3,780

State Funding - West Virginia

Phase	Prior Funds	FY 2019 Funds	FY 2020 Funds	FY 2021 Funds	FY 2022 Funds	FY 2023 Funds	FY 2024 Funds	Future Funds	Total Four-Year Funding Request
ENG	\$0	\$10	\$0	\$0	\$0	\$0	\$0	\$0	\$10
ROW	\$0	\$10	\$0	\$0	\$0	\$0	\$0	\$0	\$10
CON	\$0	\$0	\$400	\$0	\$0	\$0	\$0	\$0	\$400
Transit	\$0	\$0	\$0	\$0	\$0	\$0	\$0	\$0	\$0
MPO	\$0	\$0	\$0	\$0	\$0	\$0	\$0	\$0	\$0
Subtotal	\$0	\$20	\$400	\$0	\$0	\$0	\$0	\$0	\$420
Total	\$0	\$200	\$4000	\$0	\$0	\$0	\$0	\$0	\$4,200

**VA Line to Charles Town Rd (GO Bond)**

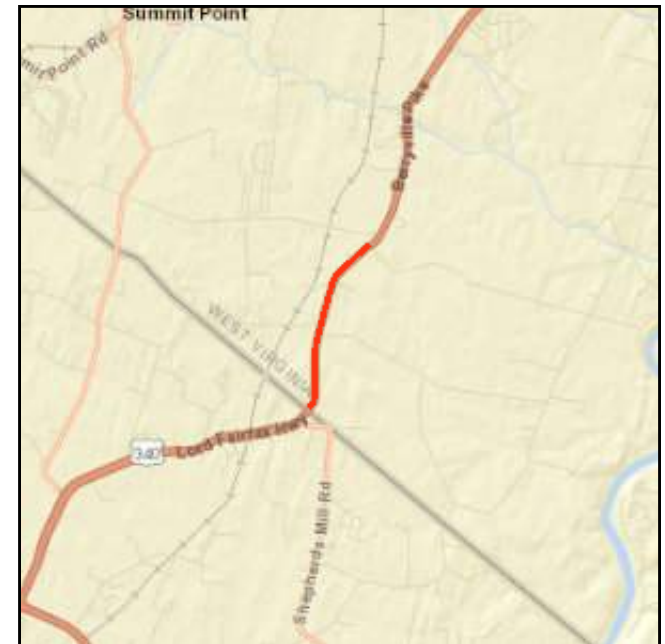
MPO ID J2008-08
Resp. Agency WV DOT
Project Category Roadways
State West Virginia
CIP or CTP ID(s) NH-0340(039 & 048)

Project Category TIP
Functional Class NA
County Jefferson County
Est. Total Cost \$50,000
Prior Years Cost \$0
Future Years Cost \$0

Description:
Upgrade to 4 lanes

Limits:
US 340 from VA State line to CO 20/1

LRTP Relationship:
Fiscally Constrained Project





2019 - 2022 Transportation Improvement Program

VA Line to Charles Town Rd (GO Bond)

(Funding in Thousands)

State Funding - West Virginia

Phase	Prior Funds	FY 2019 Funds	FY 2020 Funds	FY 2021 Funds	FY 2022 Funds	FY 2023 Funds	FY 2024 Funds	Future Funds	Total Four-Year Funding Request
ENG	\$0	\$0	\$0	\$0	\$0	\$0	\$0	\$0	\$0
ROW	\$0	\$0	\$0	\$0	\$0	\$0	\$0	\$0	\$0
CON	\$0	\$50000	\$0	\$0	\$0	\$0	\$0	\$0	\$50,000
Transit	\$0	\$0	\$0	\$0	\$0	\$0	\$0	\$0	\$0
MPO	\$0	\$0	\$0	\$0	\$0	\$0	\$0	\$0	\$0
Subtotal	\$0	\$50000	\$0	\$0	\$0	\$0	\$0	\$0	\$50,000
Total	\$0	\$50000	\$0	\$0	\$0	\$0	\$0	\$0	\$50,000



Citizens Way Intersection Improvements

MPO ID	J2014-04	Project Category	TIP
Resp. Agency	WV DOT	Functional Class	NA
Project Category	Roadways	County	Jefferson County
State	West Virginia	Est. Total Cost	\$900
CIP or CTP ID(s)	CMAQ-0115(079 & 080)D	Prior Years Cost	\$900
Description:	Construct Roundabout	Future Years Cost	\$0

Limits:

Intersection of US 340 and Citizens Way

LRTP Relationship:

Congestion Management





2019 - 2022 Transportation Improvement Program

Citizens Way Intersection Improvements

(Funding in Thousands)

Congestion Management and Air Quality

Phase	Prior Funds	FY 2019 Funds	FY 2020 Funds	FY 2021 Funds	FY 2022 Funds	FY 2023 Funds	FY 2024 Funds	Future Funds	Total Four-Year Funding Request
ENG	\$80	\$0	\$0	\$0	\$0	\$0	\$0	\$0	\$80
ROW	\$0	\$0	\$0	\$0	\$0	\$0	\$0	\$0	\$0
CON	\$640	\$0	\$0	\$0	\$0	\$0	\$0	\$0	\$640
Transit	\$0	\$0	\$0	\$0	\$0	\$0	\$0	\$0	\$0
MPO	\$0	\$0	\$0	\$0	\$0	\$0	\$0	\$0	\$0
Subtotal	\$720	\$0	\$0	\$0	\$0	\$0	\$0	\$0	\$720

State Funding - West Virginia

Phase	Prior Funds	FY 2019 Funds	FY 2020 Funds	FY 2021 Funds	FY 2022 Funds	FY 2023 Funds	FY 2024 Funds	Future Funds	Total Four-Year Funding Request
ENG	\$20	\$0	\$0	\$0	\$0	\$0	\$0	\$0	\$20
ROW	\$0	\$0	\$0	\$0	\$0	\$0	\$0	\$0	\$0
CON	\$160	\$0	\$0	\$0	\$0	\$0	\$0	\$0	\$160
Transit	\$0	\$0	\$0	\$0	\$0	\$0	\$0	\$0	\$0
MPO	\$0	\$0	\$0	\$0	\$0	\$0	\$0	\$0	\$0
Subtotal	\$180	\$0	\$0	\$0	\$0	\$0	\$0	\$0	\$180
Total	\$900	\$0	\$0	\$0	\$0	\$0	\$0	\$0	\$900



Shepherdstown Bike Path

MPO ID	J2014-05	Project Category	TIP
Resp. Agency	WV DOT	Functional Class	NA
Project Category	Roadways	County	Jefferson County
State	West Virginia	Est. Total Cost	\$561
CIP or CTP ID(s)	TERT-2014(060)DTC	Prior Years Cost	\$0
		Future Years Cost	\$0

Description:

Development and construction of a multi-use path adjacent to Shepherdstown Pike

Limits:

Shepherdstown Pike from Potomac Farms Dr. to Mildred St.

LRTP Relationship:

Bicycle and Pedestrian Element





2019 - 2022 Transportation Improvement Program

Shepherdstown Bike Path

(Funding in Thousands)

Local Match

Phase	Prior Funds	FY 2019 Funds	FY 2020 Funds	FY 2021 Funds	FY 2022 Funds	FY 2023 Funds	FY 2024 Funds	Future Funds	Total Four-Year Funding Request
ENG	\$0	\$0	\$0	\$0	\$0	\$0	\$0	\$0	\$0
ROW	\$0	\$0	\$0	\$0	\$0	\$0	\$0	\$0	\$0
CON	\$0	\$0	\$52	\$0	\$0	\$0	\$0	\$0	\$52
Transit	\$0	\$0	\$0	\$0	\$0	\$0	\$0	\$0	\$0
MPO	\$0	\$0	\$0	\$0	\$0	\$0	\$0	\$0	\$0
Subtotal	\$0	\$0	\$52	\$0	\$0	\$0	\$0	\$0	\$52

National Recreational Trails

Phase	Prior Funds	FY 2019 Funds	FY 2020 Funds	FY 2021 Funds	FY 2022 Funds	FY 2023 Funds	FY 2024 Funds	Future Funds	Total Four-Year Funding Request
ENG	\$0	\$0	\$0	\$0	\$0	\$0	\$0	\$0	\$0
ROW	\$0	\$0	\$0	\$0	\$0	\$0	\$0	\$0	\$0
CON	\$0	\$0	\$93	\$0	\$0	\$0	\$0	\$0	\$93
Transit	\$0	\$0	\$0	\$0	\$0	\$0	\$0	\$0	\$0
MPO	\$0	\$0	\$0	\$0	\$0	\$0	\$0	\$0	\$0
Subtotal	\$0	\$0	\$93	\$0	\$0	\$0	\$0	\$0	\$93



2019 - 2022 Transportation Improvement Program

Shepherdstown Bike Path

(Funding in Thousands)

Transportation Alternatives Program

Phase	Prior Funds	FY 2019 Funds	FY 2020 Funds	FY 2021 Funds	FY 2022 Funds	FY 2023 Funds	FY 2024 Funds	Future Funds	Total Four-Year Funding Request
ENG	\$0	\$0	\$0	\$0	\$0	\$0	\$0	\$0	\$0
ROW	\$0	\$0	\$0	\$0	\$0	\$0	\$0	\$0	\$0
CON	\$0	\$0	\$416	\$0	\$0	\$0	\$0	\$0	\$416
Transit	\$0	\$0	\$0	\$0	\$0	\$0	\$0	\$0	\$0
MPO	\$0	\$0	\$0	\$0	\$0	\$0	\$0	\$0	\$0
Subtotal	\$0	\$0	\$416	\$0	\$0	\$0	\$0	\$0	\$416
Total	\$0	\$0	\$561	\$0	\$0	\$0	\$0	\$0	\$561



WV DOT

2019 - 2022 Transportation Improvement Program

Roadways

Chestnut Hill Road Slide

MPO ID J2015-03
Resp. Agency WV DOT
Project Category Roadways
State West Virginia
CIP or CTP ID(s) ACNH-0340(062)D

Project Category TIP
Functional Class NA
County Jefferson County
Est. Total Cost \$800
Prior Years Cost \$800
Future Years Cost \$0

Description:

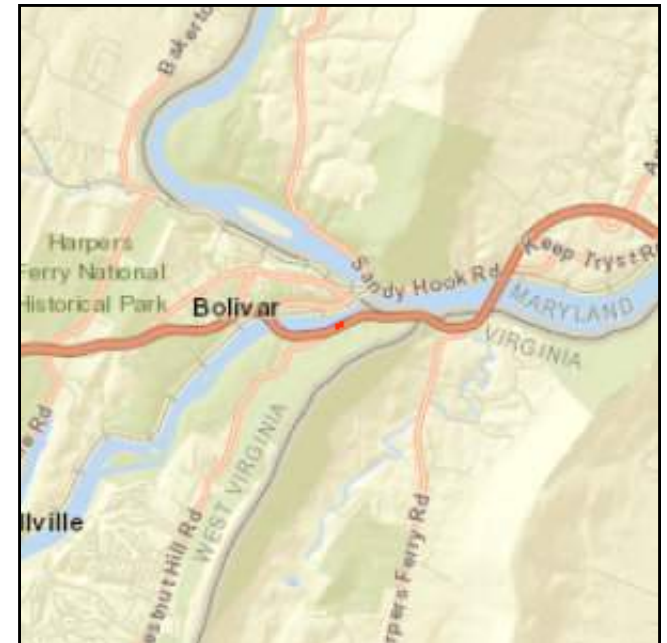
Repair land slippage along roadway

Limits:

Intersection of US 340 and Chestnut Hill Road

LRTP Relationship:

System Preservation





2019 - 2022 Transportation Improvement Program

Chestnut Hill Road Slide

(Funding in Thousands)

State Funding - West Virginia

Phase	Prior Funds	FY 2019 Funds	FY 2020 Funds	FY 2021 Funds	FY 2022 Funds	FY 2023 Funds	FY 2024 Funds	Future Funds	Total Four-Year Funding Request
ENG	\$0	\$0	\$0	\$0	\$0	\$0	\$0	\$0	\$0
ROW	\$0	\$0	\$0	\$0	\$0	\$0	\$0	\$0	\$0
CON	\$800	\$0	\$0	\$0	\$0	\$0	\$0	\$0	\$800
Transit	\$0	\$0	\$0	\$0	\$0	\$0	\$0	\$0	\$0
MPO	\$0	\$0	\$0	\$0	\$0	\$0	\$0	\$0	\$0
Subtotal	\$800	\$0	\$0	\$0	\$0	\$0	\$0	\$0	\$800
Total	\$800	\$0	\$0	\$0	\$0	\$0	\$0	\$0	\$800



US 340 Rock Slide Investigation

MPO ID	J2015-05	Project Category	TIP
Resp. Agency	WV DOT	Functional Class	NA
Project Category	Roadways	County	Jefferson County
State	West Virginia	Est. Total Cost	\$3,040
CIP or CTP ID(s)	NHPP-0340(063,064, & 065)	Prior Years Cost	\$0
		Future Years Cost	\$1,500

Description:

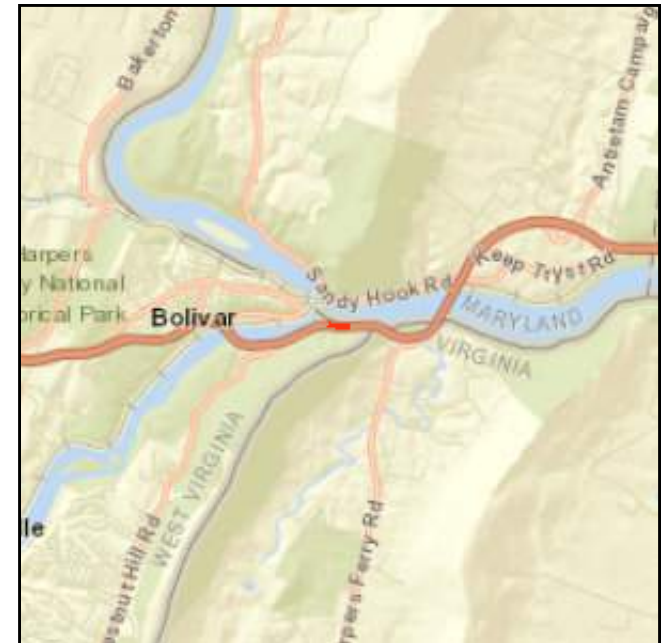
Investigation and repair of land slide

Limits:

US 340 approximately 1.5 mi west of Harpers Ferry Road

LRTP Relationship:

System Preservation





2019 - 2022 Transportation Improvement Program

US 340 Rock Slide Investigation

(Funding in Thousands)

National Highway Performance Program

Phase	Prior Funds	FY 2019 Funds	FY 2020 Funds	FY 2021 Funds	FY 2022 Funds	FY 2023 Funds	FY 2024 Funds	Future Funds	Total Four-Year Funding Request
ENG	\$0	\$0	\$0	\$0	\$0	\$0	\$0	\$0	\$0
ROW	\$0	\$0	\$0	\$32	\$0	\$0	\$0	\$0	\$32
CON	\$0	\$1200	\$0	\$0	\$0	\$1200	\$0	\$0	\$2,400
Transit	\$0	\$0	\$0	\$0	\$0	\$0	\$0	\$0	\$0
MPO	\$0	\$0	\$0	\$0	\$0	\$0	\$0	\$0	\$0
Subtotal	\$0	\$1200	\$0	\$32	\$0	\$1200	\$0	\$0	\$2,432

State Funding - West Virginia

Phase	Prior Funds	FY 2019 Funds	FY 2020 Funds	FY 2021 Funds	FY 2022 Funds	FY 2023 Funds	FY 2024 Funds	Future Funds	Total Four-Year Funding Request
ENG	\$0	\$0	\$0	\$0	\$0	\$0	\$0	\$0	\$0
ROW	\$0	\$0	\$0	\$8	\$0	\$0	\$0	\$0	\$8
CON	\$0	\$300	\$0	\$0	\$0	\$300	\$0	\$0	\$600
Transit	\$0	\$0	\$0	\$0	\$0	\$0	\$0	\$0	\$0
MPO	\$0	\$0	\$0	\$0	\$0	\$0	\$0	\$0	\$0
Subtotal	\$0	\$300	\$0	\$8	\$0	\$300	\$0	\$0	\$608
Total	\$0	\$1500	\$0	\$40	\$0	\$1500	\$0	\$0	\$3,040



Bakerton Road Bridge

MPO ID J2016-03
Resp. Agency WV DOT
Project Category Roadways
State West Virginia
CIP or CTP ID(s) ACST-0027(044)D

Project Category TIP
Functional Class NA
County Jefferson County
Est. Total Cost \$1,250
Prior Years Cost \$0
Future Years Cost \$0

Description:
Bridge Replacement

Limits:
North of WV 9

LRTP Relationship:
System Preservation





2019 - 2022 Transportation Improvement Program

Bakerton Road Bridge

(Funding in Thousands)

Advanced Construction - State

Phase	Prior Funds	FY 2019 Funds	FY 2020 Funds	FY 2021 Funds	FY 2022 Funds	FY 2023 Funds	FY 2024 Funds	Future Funds	Total Four-Year Funding Request
ENG	\$0	\$0	\$0	\$0	\$0	\$0	\$0	\$0	\$0
ROW	\$0	\$0	\$0	\$0	\$0	\$0	\$0	\$0	\$0
CON	\$0	\$0	\$1000	\$0	\$0	\$0	\$0	\$0	\$1,000
Transit	\$0	\$0	\$0	\$0	\$0	\$0	\$0	\$0	\$0
MPO	\$0	\$0	\$0	\$0	\$0	\$0	\$0	\$0	\$0
Subtotal	\$0	\$0	\$1000	\$0	\$0	\$0	\$0	\$0	\$1,000

State Funding - West Virginia

Phase	Prior Funds	FY 2019 Funds	FY 2020 Funds	FY 2021 Funds	FY 2022 Funds	FY 2023 Funds	FY 2024 Funds	Future Funds	Total Four-Year Funding Request
ENG	\$0	\$0	\$0	\$0	\$0	\$0	\$0	\$0	\$0
ROW	\$0	\$0	\$0	\$0	\$0	\$0	\$0	\$0	\$0
CON	\$0	\$0	\$250	\$0	\$0	\$0	\$0	\$0	\$250
Transit	\$0	\$0	\$0	\$0	\$0	\$0	\$0	\$0	\$0
MPO	\$0	\$0	\$0	\$0	\$0	\$0	\$0	\$0	\$0
Subtotal	\$0	\$0	\$250	\$0	\$0	\$0	\$0	\$0	\$250
Total	\$0	\$0	\$1250	\$0	\$0	\$0	\$0	\$0	\$1,250



WV DOT

2019 - 2022 Transportation Improvement Program

Roadways

Ranson 5th Ave Complete Street

MPO ID	J2017-01	Project Category	TIP
Resp. Agency	WV DOT	Functional Class	NA
Project Category	Roadways	County	Jefferson County
State	West Virginia	Est. Total Cost	\$249
CIP or CTP ID(s)	TAP-2016(303)DTC	Prior Years Cost	\$0
		Future Years Cost	\$0

Description:

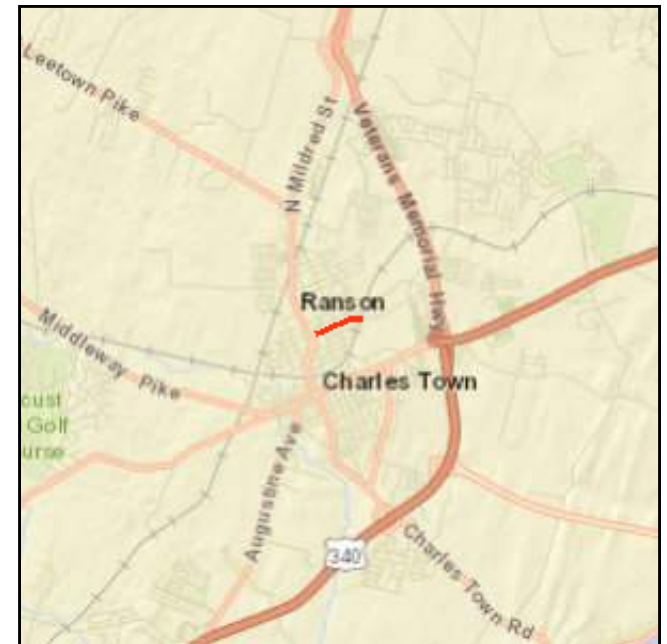
Sidewalk construction, on-street parking improvements, pedestrian accessibility

Limits:

5th Avenue

LRTP Relationship:

Bicycle and Pedestrian Element





2019 - 2022 Transportation Improvement Program

Ranson 5th Ave Complete Street

(Funding in Thousands)

Transportation Alternatives Program

Phase	Prior Funds	FY 2019 Funds	FY 2020 Funds	FY 2021 Funds	FY 2022 Funds	FY 2023 Funds	FY 2024 Funds	Future Funds	Total Four-Year Funding Request
ENG	\$0	\$62	\$0	\$0	\$0	\$0	\$0	\$0	\$62
ROW	\$0	\$0	\$0	\$0	\$0	\$0	\$0	\$0	\$0
CON	\$0	\$150	\$0	\$0	\$0	\$0	\$0	\$0	\$150
Transit	\$0	\$0	\$0	\$0	\$0	\$0	\$0	\$0	\$0
MPO	\$0	\$0	\$0	\$0	\$0	\$0	\$0	\$0	\$0
Subtotal	\$0	\$212	\$0	\$0	\$0	\$0	\$0	\$0	\$212



2019 - 2022 Transportation Improvement Program

Ranson 5th Ave Complete Street

(Funding in Thousands)

State Funding - West Virginia

Phase	Prior Funds	FY 2019 Funds	FY 2020 Funds	FY 2021 Funds	FY 2022 Funds	FY 2023 Funds	FY 2024 Funds	Future Funds	Total Four-Year Funding Request
ENG	\$0	\$0	\$0	\$0	\$0	\$0	\$0	\$0	\$0
ROW	\$0	\$0	\$0	\$0	\$0	\$0	\$0	\$0	\$0
CON	\$0	\$37	\$0	\$0	\$0	\$0	\$0	\$0	\$37
Transit	\$0	\$0	\$0	\$0	\$0	\$0	\$0	\$0	\$0
MPO	\$0	\$0	\$0	\$0	\$0	\$0	\$0	\$0	\$0
Subtotal	\$0	\$37	\$0	\$0	\$0	\$0	\$0	\$0	\$37
Total	\$0	\$249	\$0	\$0	\$0	\$0	\$0	\$0	\$249



WV DOT

2019 - 2022 Transportation Improvement Program

Roadways

Harpers Ferry High St

MPO ID J2017-03
Resp. Agency WV DOT
Project Category Roadways
State West Virginia
CIP or CTP ID(s) TAP-2017(082)DTC

Project Category TIP
Functional Class NA
County Jefferson County
Est. Total Cost \$80
Prior Years Cost \$0
Future Years Cost \$0

Description:

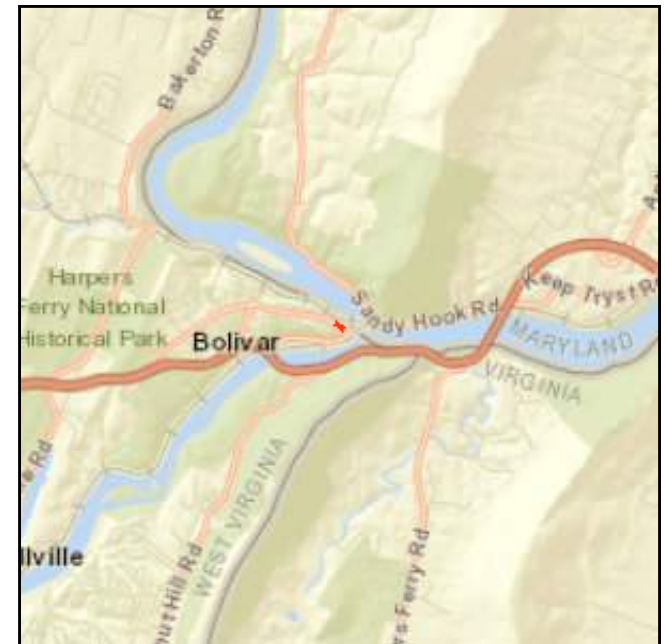
Design and Construct Sidewalks

Limits:

High Street

LRTP Relationship:

Bicycle and Pedestrian Element





2019 - 2022 Transportation Improvement Program

Harpers Ferry High St

(Funding in Thousands)

Transportation Alternatives Program

Phase	Prior Funds	FY 2019 Funds	FY 2020 Funds	FY 2021 Funds	FY 2022 Funds	FY 2023 Funds	FY 2024 Funds	Future Funds	Total Four-Year Funding Request
ENG	\$0	\$80	\$0	\$0	\$0	\$0	\$0	\$0	\$80
ROW	\$0	\$0	\$0	\$0	\$0	\$0	\$0	\$0	\$0
CON	\$0	\$0	\$0	\$0	\$0	\$0	\$0	\$0	\$0
Transit	\$0	\$0	\$0	\$0	\$0	\$0	\$0	\$0	\$0
MPO	\$0	\$0	\$0	\$0	\$0	\$0	\$0	\$0	\$0
Subtotal	\$0	\$80	\$0	\$0	\$0	\$0	\$0	\$0	\$80
Total	\$0	\$80	\$0	\$0	\$0	\$0	\$0	\$0	\$80

**Maintenance & System Preservation - Bridge Program**

MPO ID	J2019-01	Project Category	TIP
Resp. Agency	WV DOT	Functional Class	NA
Project Category	Roadways	County	Jefferson County
State	West Virginia	Est. Total Cost	\$0
CIP or CTP ID(s)	n/a	Prior Years Cost	\$0
		Future Years Cost	\$0

Description:

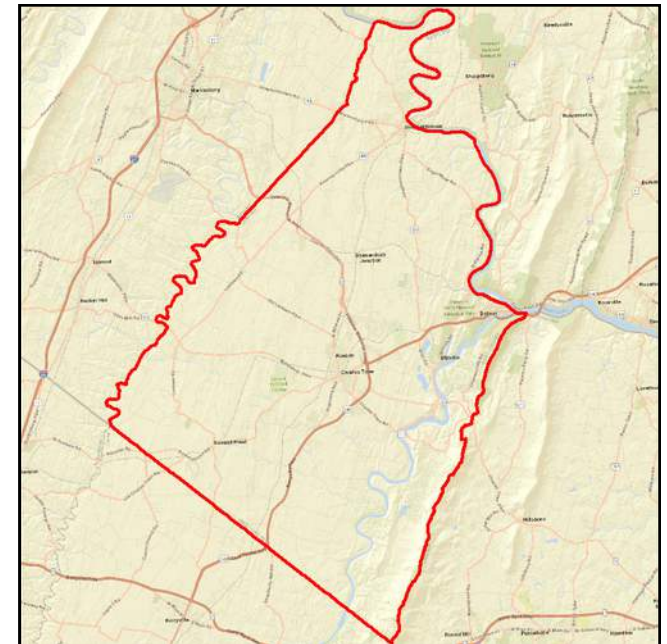
Bridge maintenance, rehabilitation, and replacement; inspections - such as bridge overlays/sealing, clean and paint, deck expansion joints

Limits:

Areawide

LRTP Relationship:

System Preservation





2019 - 2022 Transportation Improvement Program

Maintenance & System Preservation - Bridge Program

(Funding in Thousands)

Advanced Construction - State

Phase	Prior Funds	FY 2019 Funds	FY 2020 Funds	FY 2021 Funds	FY 2022 Funds	FY 2023 Funds	FY 2024 Funds	Future Funds	Total Four-Year Funding Request
ENG	\$0	\$0	\$0	\$0	\$0	\$0	\$0	\$0	\$0
ROW	\$0	\$0	\$0	\$0	\$0	\$0	\$0	\$0	\$0
CON	\$0	\$0	\$0	\$0	\$0	\$0	\$0	\$0	\$0
Transit	\$0	\$0	\$0	\$0	\$0	\$0	\$0	\$0	\$0
MPO	\$0	\$0	\$0	\$0	\$0	\$0	\$0	\$0	\$0
Subtotal	\$0	\$0	\$0	\$0	\$0	\$0	\$0	\$0	\$0
Total	\$0	\$0	\$0	\$0	\$0	\$0	\$0	\$0	\$0

**Bloomery Road Tunnel**

MPO ID J2019-01.01
Resp. Agency WV DOT
Project Category Roadways
State West Virginia
CIP or CTP ID(s) STBG-0027(059)D

Project Category TIP
Functional Class
County Jefferson County
Est. Total Cost \$500
Prior Years Cost \$0
Future Years Cost \$0

Description:

6-year Bridge Inspection

Limits:

Bloomery Road Tunnel - WV Route 27

LRTP Relationship:

System Preservation

No Map
Available



2019 - 2022 Transportation Improvement Program

Bloomery Road Tunnel

(Funding in Thousands)

State Funding - West Virginia

Phase	Prior Funds	FY 2019 Funds	FY 2020 Funds	FY 2021 Funds	FY 2022 Funds	FY 2023 Funds	FY 2024 Funds	Future Funds	Total Four-Year Funding Request
ENG	\$0	\$0	\$100	\$0	\$0	\$0	\$0	\$0	\$100
ROW	\$0	\$0	\$0	\$0	\$0	\$0	\$0	\$0	\$0
CON	\$0	\$0	\$0	\$0	\$0	\$0	\$0	\$0	\$0
Transit	\$0	\$0	\$0	\$0	\$0	\$0	\$0	\$0	\$0
MPO	\$0	\$0	\$0	\$0	\$0	\$0	\$0	\$0	\$0
Subtotal	\$0	\$0	\$100	\$0	\$0	\$0	\$0	\$0	\$100

Surface Transportation Program

Phase	Prior Funds	FY 2019 Funds	FY 2020 Funds	FY 2021 Funds	FY 2022 Funds	FY 2023 Funds	FY 2024 Funds	Future Funds	Total Four-Year Funding Request
ENG	\$0	\$0	\$400	\$0	\$0	\$0	\$0	\$0	\$400
ROW	\$0	\$0	\$0	\$0	\$0	\$0	\$0	\$0	\$0
CON	\$0	\$0	\$0	\$0	\$0	\$0	\$0	\$0	\$0
Transit	\$0	\$0	\$0	\$0	\$0	\$0	\$0	\$0	\$0
MPO	\$0	\$0	\$0	\$0	\$0	\$0	\$0	\$0	\$0
Subtotal	\$0	\$0	\$400	\$0	\$0	\$0	\$0	\$0	\$400
Total	\$0	\$0	\$500	\$0	\$0	\$0	\$0	\$0	\$500



WV DOT

2019 - 2022 Transportation Improvement Program

Roadways

Shenandoah River Bridge

MPO ID J2019-01.02

Resp. Agency WV DOT

Project Category Roadways

State West Virginia

CIP or CTP ID(s) NHPP-0009(253)D

Description:

6-year Bridge Inspection

Project Category TIP

Functional Class

County Jefferson County

Est. Total Cost \$550

Prior Years Cost \$0

Future Years Cost \$0

Limits:

Shenandoah River Bridge

LRTP Relationship:

System Preservation

No Map
Available



2019 - 2022 Transportation Improvement Program

Shenandoah River Bridge

(Funding in Thousands)

National Highway Performance Program

Phase	Prior Funds	FY 2019 Funds	FY 2020 Funds	FY 2021 Funds	FY 2022 Funds	FY 2023 Funds	FY 2024 Funds	Future Funds	Total Four-Year Funding Request
ENG	\$0	\$0	\$440	\$0	\$0	\$0	\$0	\$0	\$440
ROW	\$0	\$0	\$0	\$0	\$0	\$0	\$0	\$0	\$0
CON	\$0	\$0	\$0	\$0	\$0	\$0	\$0	\$0	\$0
Transit	\$0	\$0	\$0	\$0	\$0	\$0	\$0	\$0	\$0
MPO	\$0	\$0	\$0	\$0	\$0	\$0	\$0	\$0	\$0
Subtotal	\$0	\$0	\$440	\$0	\$0	\$0	\$0	\$0	\$440

State Funding - West Virginia

Phase	Prior Funds	FY 2019 Funds	FY 2020 Funds	FY 2021 Funds	FY 2022 Funds	FY 2023 Funds	FY 2024 Funds	Future Funds	Total Four-Year Funding Request
ENG	\$0	\$0	\$110	\$0	\$0	\$0	\$0	\$0	\$110
ROW	\$0	\$0	\$0	\$0	\$0	\$0	\$0	\$0	\$0
CON	\$0	\$0	\$0	\$0	\$0	\$0	\$0	\$0	\$0
Transit	\$0	\$0	\$0	\$0	\$0	\$0	\$0	\$0	\$0
MPO	\$0	\$0	\$0	\$0	\$0	\$0	\$0	\$0	\$0
Subtotal	\$0	\$0	\$110	\$0	\$0	\$0	\$0	\$0	\$110
Total	\$0	\$0	\$550	\$0	\$0	\$0	\$0	\$0	\$550

**Maintenance & System Preservation - Pavement**

MPO ID J2019-02
Resp. Agency WV DOT
Project Category Roadways
State West Virginia
CIP or CTP ID(s) n/a

Project Category TIP
Functional Class NA
County Jefferson County
Est. Total Cost \$0
Prior Years Cost \$0
Future Years Cost \$0

Description:

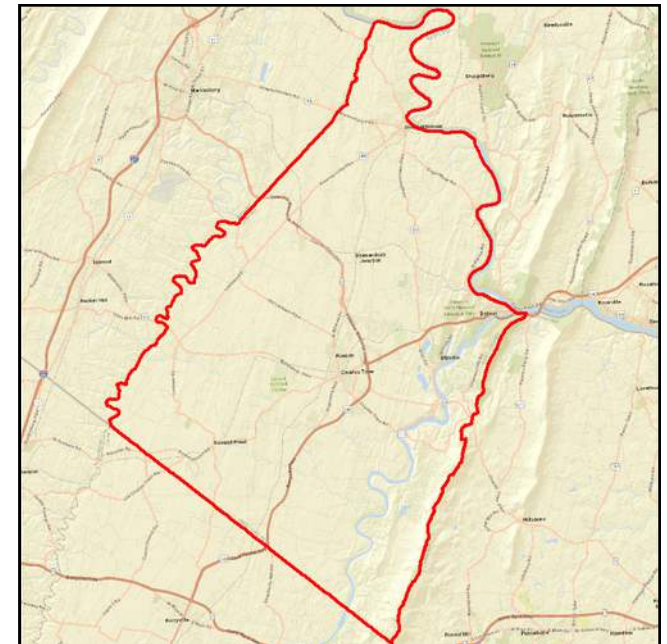
Pavement maintenance, rehabilitation and reconstruction, resurfacing

Limits:

Areawide

LRTP Relationship:

System Preservation





2019 - 2022 Transportation Improvement Program

Maintenance & System Preservation - Pavement

(Funding in Thousands)

Advanced Construction - State

Phase	Prior Funds	FY 2019 Funds	FY 2020 Funds	FY 2021 Funds	FY 2022 Funds	FY 2023 Funds	FY 2024 Funds	Future Funds	Total Four-Year Funding Request
ENG	\$0	\$0	\$0	\$0	\$0	\$0	\$0	\$0	\$0
ROW	\$0	\$0	\$0	\$0	\$0	\$0	\$0	\$0	\$0
CON	\$0	\$0	\$0	\$0	\$0	\$0	\$0	\$0	\$0
Transit	\$0	\$0	\$0	\$0	\$0	\$0	\$0	\$0	\$0
MPO	\$0	\$0	\$0	\$0	\$0	\$0	\$0	\$0	\$0
Subtotal	\$0	\$0	\$0	\$0	\$0	\$0	\$0	\$0	\$0
Total	\$0	\$0	\$0	\$0	\$0	\$0	\$0	\$0	\$0

**Maintenance & System Preservation - Other**

MPO ID J2019-03
Resp. Agency WV DOT
Project Category Roadways
State West Virginia
CIP or CTP ID(s) n/a

Project Category TIP
Functional Class NA
County Jefferson County
Est. Total Cost \$0
Prior Years Cost \$0
Future Years Cost \$0

Description:

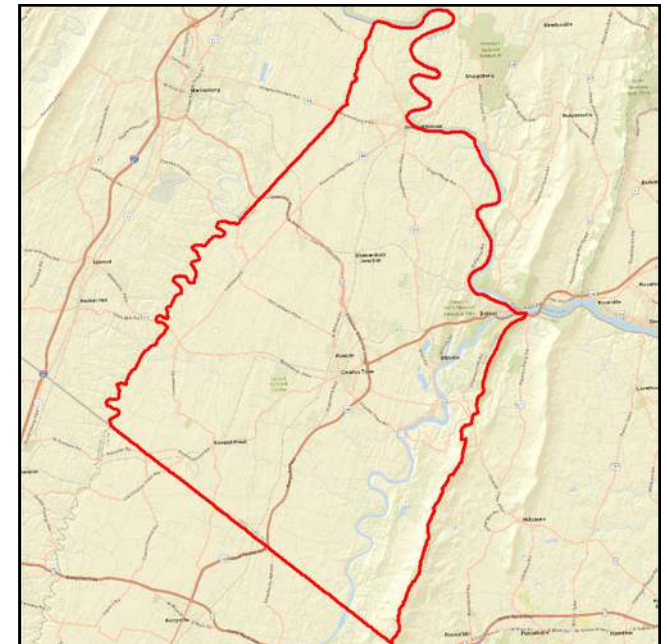
Other maintenance, rehabilitation, and replacement (non-pavement) items such as lighting, guardrail, retaining walls, slides, signal and sign renovation and/or replacements

Limits:

Areawide

LRTP Relationship:

System Preservation





2019 - 2022 Transportation Improvement Program

Maintenance & System Preservation - Other

(Funding in Thousands)

National Highway Performance Program

Phase	Prior Funds	FY 2019 Funds	FY 2020 Funds	FY 2021 Funds	FY 2022 Funds	FY 2023 Funds	FY 2024 Funds	Future Funds	Total Four-Year Funding Request
ENG	\$0	\$0	\$0	\$0	\$0	\$0	\$0	\$0	\$0
ROW	\$0	\$0	\$0	\$0	\$0	\$0	\$0	\$0	\$0
CON	\$0	\$0	\$0	\$0	\$0	\$0	\$0	\$0	\$0
Transit	\$0	\$0	\$0	\$0	\$0	\$0	\$0	\$0	\$0
MPO	\$0	\$0	\$0	\$0	\$0	\$0	\$0	\$0	\$0
Subtotal	\$0	\$0	\$0	\$0	\$0	\$0	\$0	\$0	\$0
Total	\$0	\$0	\$0	\$0	\$0	\$0	\$0	\$0	\$0

**Operational Improvements - Miscellaneous**

MPO ID	J2019-04	Project Category	TIP
Resp. Agency	WV DOT	Functional Class	NA
Project Category	Roadways	County	Jefferson County
State	West Virginia	Est. Total Cost	\$0
CIP or CTP ID(s)	n/a	Prior Years Cost	\$0
		Future Years Cost	\$0

Description:

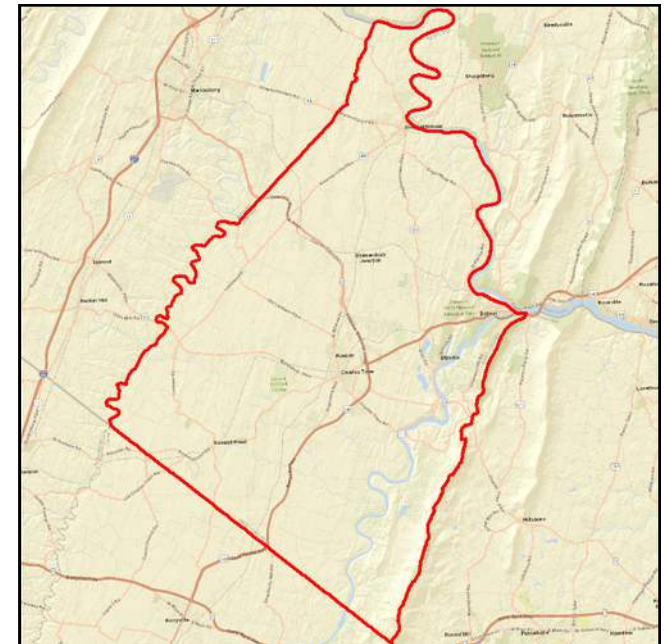
Localized mobility; striping and signing; lighting, signals, signage, non-capacity adding work

Limits:

Areawide

LRTP Relationship:

System Preservation





2019 - 2022 Transportation Improvement Program

Operational Improvements - Miscellaneous

(Funding in Thousands)

Highway Safety Improvement Program

Phase	Prior Funds	FY 2019 Funds	FY 2020 Funds	FY 2021 Funds	FY 2022 Funds	FY 2023 Funds	FY 2024 Funds	Future Funds	Total Four-Year Funding Request
ENG	\$0	\$0	\$0	\$0	\$0	\$0	\$0	\$0	\$0
ROW	\$0	\$0	\$0	\$0	\$0	\$0	\$0	\$0	\$0
CON	\$0	\$0	\$0	\$0	\$0	\$0	\$0	\$0	\$0
Transit	\$0	\$0	\$0	\$0	\$0	\$0	\$0	\$0	\$0
MPO	\$0	\$0	\$0	\$0	\$0	\$0	\$0	\$0	\$0
Subtotal	\$0	\$0	\$0	\$0	\$0	\$0	\$0	\$0	\$0
Total	\$0	\$0	\$0	\$0	\$0	\$0	\$0	\$0	\$0



Charlestown Turn Lane +1

MPO ID	J2019-04.01	Project Category	TIP
Resp. Agency	WV DOT	Functional Class	
Project Category	Roadways	County	Jefferson County
State	West Virginia	Est. Total Cost	\$750
CIP or CTP ID(s)	HSIP-0340(067)D	Prior Years Cost	\$750
		Future Years Cost	\$0

Description:

Extend right turn lane from US 340 to Keyes Ferry Road; Add left turn lane from WV 51 onto Prospect Ave.

Limits:

Beginning MP 9.31; distance 0.09 miles

L RTP Relationship:

System Preservation





2019 - 2022 Transportation Improvement Program

Charlestown Turn Lane +1

(Funding in Thousands)

Highway Safety Improvement Program

Phase	Prior Funds	FY 2019 Funds	FY 2020 Funds	FY 2021 Funds	FY 2022 Funds	FY 2023 Funds	FY 2024 Funds	Future Funds	Total Four-Year Funding Request
ENG	\$0	\$0	\$0	\$0	\$0	\$0	\$0	\$0	\$0
ROW	\$0	\$0	\$0	\$0	\$0	\$0	\$0	\$0	\$0
CON	\$600	\$0	\$0	\$0	\$0	\$0	\$0	\$0	\$600
Transit	\$0	\$0	\$0	\$0	\$0	\$0	\$0	\$0	\$0
MPO	\$0	\$0	\$0	\$0	\$0	\$0	\$0	\$0	\$0
Subtotal	\$600	\$0	\$0	\$0	\$0	\$0	\$0	\$0	\$600

State Funding - West Virginia

Phase	Prior Funds	FY 2019 Funds	FY 2020 Funds	FY 2021 Funds	FY 2022 Funds	FY 2023 Funds	FY 2024 Funds	Future Funds	Total Four-Year Funding Request
ENG	\$0	\$0	\$0	\$0	\$0	\$0	\$0	\$0	\$0
ROW	\$0	\$0	\$0	\$0	\$0	\$0	\$0	\$0	\$0
CON	\$150	\$0	\$0	\$0	\$0	\$0	\$0	\$0	\$150
Transit	\$0	\$0	\$0	\$0	\$0	\$0	\$0	\$0	\$0
MPO	\$0	\$0	\$0	\$0	\$0	\$0	\$0	\$0	\$0
Subtotal	\$150	\$0	\$0	\$0	\$0	\$0	\$0	\$0	\$150
Total	\$750	\$0	\$0	\$0	\$0	\$0	\$0	\$0	\$750

**Bike & Pedestrian & Community Development**

MPO ID J2019-05
Resp. Agency WV DOT
Project Category Roadways
State West Virginia
CIP or CTP ID(s) n/a

Project Category TIP
Functional Class NA
County Jefferson County
Est. Total Cost \$0
Prior Years Cost \$0
Future Years Cost \$0

Description:

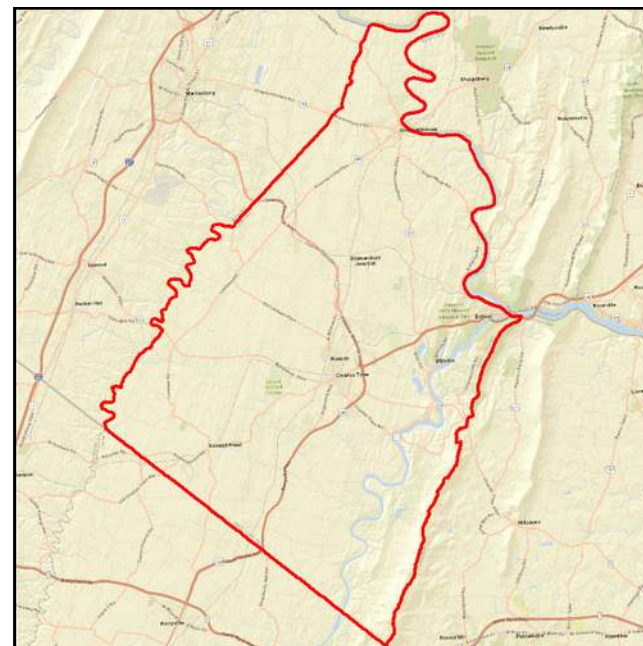
Non-traditional transportation projects; non-motorized travel funded with TAP funding and/or RTS funding

Limits:

Areawide

LRTP Relationship:

Bicycle and Pedestrian Element





2019 - 2022 Transportation Improvement Program

Bike & Pedestrian & Community Development

(Funding in Thousands)

Transportation Alternatives Program

Phase	Prior Funds	FY 2019 Funds	FY 2020 Funds	FY 2021 Funds	FY 2022 Funds	FY 2023 Funds	FY 2024 Funds	Future Funds	Total Four-Year Funding Request
ENG	\$0	\$0	\$0	\$0	\$0	\$0	\$0	\$0	\$0
ROW	\$0	\$0	\$0	\$0	\$0	\$0	\$0	\$0	\$0
CON	\$0	\$0	\$0	\$0	\$0	\$0	\$0	\$0	\$0
Transit	\$0	\$0	\$0	\$0	\$0	\$0	\$0	\$0	\$0
MPO	\$0	\$0	\$0	\$0	\$0	\$0	\$0	\$0	\$0
Subtotal	\$0	\$0	\$0	\$0	\$0	\$0	\$0	\$0	\$0
Total	\$0	\$0	\$0	\$0	\$0	\$0	\$0	\$0	\$0



Charles Town Augustine Ave

MPO ID J2019-05.03
Resp. Agency WV DOT
Project Category Roadways
State West Virginia
CIP or CTP ID(s) TAP-2017(186)DTC

Project Category TIP
Functional Class
County Jefferson County
Est. Total Cost \$120
Prior Years Cost \$0
Future Years Cost \$0

Description:

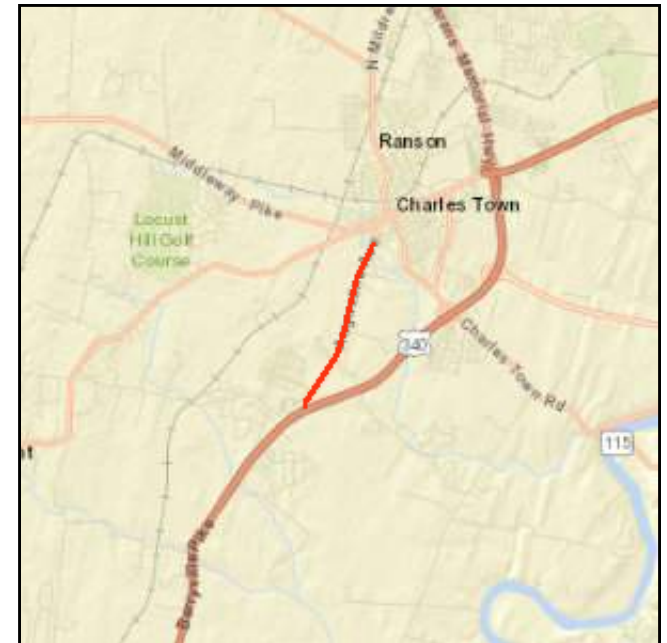
Design and plan a shared bike/pedestrian path

Limits:

Augustine Ave, from Charles Towers Apartments south to Huyett Road/US 340

LRTP Relationship:

Bicycle and Pedestrian Element





2019 - 2022 Transportation Improvement Program

Charles Town Augustine Ave

(Funding in Thousands)

Transportation Alternatives Program

Phase	Prior Funds	FY 2019 Funds	FY 2020 Funds	FY 2021 Funds	FY 2022 Funds	FY 2023 Funds	FY 2024 Funds	Future Funds	Total Four-Year Funding Request
ENG	\$0	\$120	\$0	\$0	\$0	\$0	\$0	\$0	\$120
ROW	\$0	\$0	\$0	\$0	\$0	\$0	\$0	\$0	\$0
CON	\$0	\$0	\$0	\$0	\$0	\$0	\$0	\$0	\$0
Transit	\$0	\$0	\$0	\$0	\$0	\$0	\$0	\$0	\$0
MPO	\$0	\$0	\$0	\$0	\$0	\$0	\$0	\$0	\$0
Subtotal	\$0	\$120	\$0	\$0	\$0	\$0	\$0	\$0	\$120
Total	\$0	\$120	\$0	\$0	\$0	\$0	\$0	\$0	\$120



Emergency Relief (ER) Projects

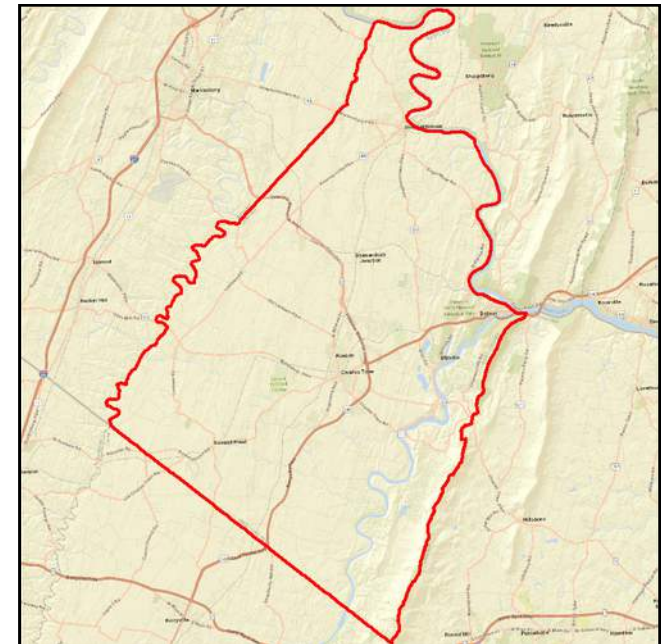
MPO ID J2019-06
Resp. Agency WV DOT
Project Category Roadways
State West Virginia
CIP or CTP ID(s) n/a

Project Category TIP
Functional Class
County Jefferson County
Est. Total Cost \$0
Prior Years Cost \$0
Future Years Cost \$0

Description:
Emergency projects due to storm events

Limits:
Areawide

LRTP Relationship:
System Preservation





2019 - 2022 Transportation Improvement Program

Emergency Relief (ER) Projects

(Funding in Thousands)

Phase	Prior Funds	FY 2019 Funds	FY 2020 Funds	FY 2021 Funds	FY 2022 Funds	FY 2023 Funds	FY 2024 Funds	Future Funds	Total Four-Year Funding Request
ENG	\$0	\$0	\$0	\$0	\$0	\$0	\$0	\$0	\$0
ROW	\$0	\$0	\$0	\$0	\$0	\$0	\$0	\$0	\$0
CON	\$0	\$0	\$0	\$0	\$0	\$0	\$0	\$0	\$0
Transit	\$0	\$0	\$0	\$0	\$0	\$0	\$0	\$0	\$0
MPO	\$0	\$0	\$0	\$0	\$0	\$0	\$0	\$0	\$0
Subtotal	\$0	\$0	\$0	\$0	\$0	\$0	\$0	\$0	\$0
Total	\$0	\$0	\$0	\$0	\$0	\$0	\$0	\$0	\$0



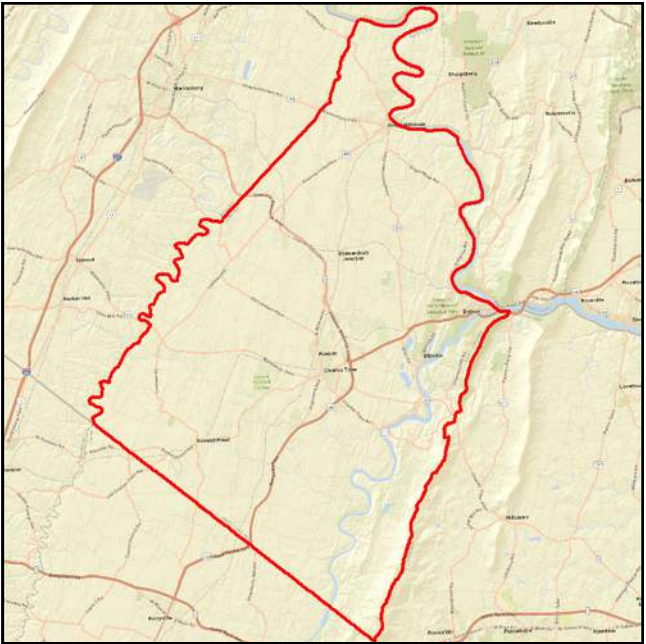
Technical Support

MPO ID	J2019-07	Project Category	TIP
Resp. Agency	WV DOT	Functional Class	
Project Category	Roadways	County	Jefferson County
State	West Virginia	Est. Total Cost	\$0
CIP or CTP ID(s)	n/a	Prior Years Cost	\$0
		Future Years Cost	\$0

Description:
Non-capital program such as: research, bridge inspections, agency funded positions, etc.

Limits:
Areawide

LRTP Relationship:
System Preservation





2019 - 2022 Transportation Improvement Program

Technical Support

(Funding in Thousands)

Congestion Management and Air Quality

Phase	Prior Funds	FY 2019 Funds	FY 2020 Funds	FY 2021 Funds	FY 2022 Funds	FY 2023 Funds	FY 2024 Funds	Future Funds	Total Four-Year Funding Request
ENG	\$0	\$0	\$0	\$0	\$0	\$0	\$0	\$0	\$0
ROW	\$0	\$0	\$0	\$0	\$0	\$0	\$0	\$0	\$0
CON	\$0	\$0	\$0	\$0	\$0	\$0	\$0	\$0	\$0
Transit	\$0	\$0	\$0	\$0	\$0	\$0	\$0	\$0	\$0
MPO	\$0	\$0	\$0	\$0	\$0	\$0	\$0	\$0	\$0
Subtotal	\$0	\$0	\$0	\$0	\$0	\$0	\$0	\$0	\$0
Total	\$0	\$0	\$0	\$0	\$0	\$0	\$0	\$0	\$0

**MARC Strategic Ridership**

MPO ID J2019-07.01
Resp. Agency WV DOT
Project Category Roadways
State West Virginia
CIP or CTP ID(s) CMAQ-2018(191)DTC

Project Category TIP
Functional Class
County Jefferson County
Est. Total Cost \$150
Prior Years Cost \$0
Future Years Cost \$0

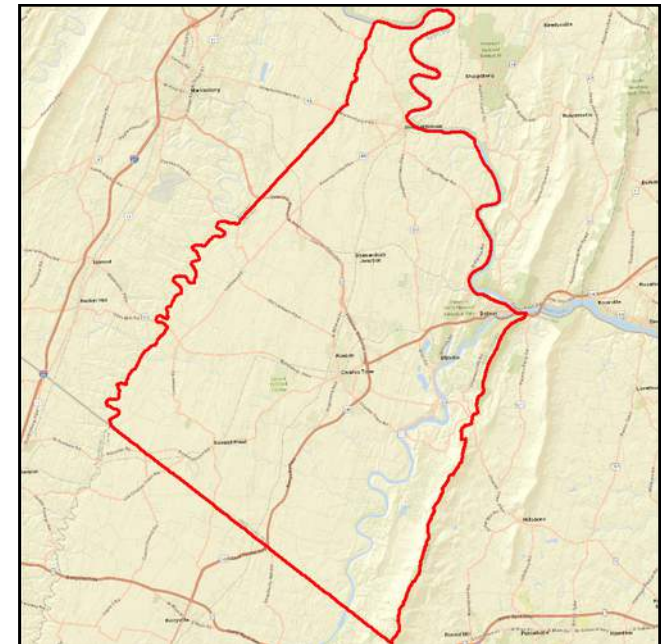
Description:
Plan Preparation / Improvement

Limits:

0

LRTP Relationship:

Public Transit





MARC Strategic Ridership

(Funding in Thousands)

Congestion Management and Air Quality

Phase	Prior Funds	FY 2019 Funds	FY 2020 Funds	FY 2021 Funds	FY 2022 Funds	FY 2023 Funds	FY 2024 Funds	Future Funds	Total Four-Year Funding Request
ENG	\$0	\$150	\$0	\$0	\$0	\$0	\$0	\$0	\$150
ROW	\$0	\$0	\$0	\$0	\$0	\$0	\$0	\$0	\$0
CON	\$0	\$0	\$0	\$0	\$0	\$0	\$0	\$0	\$0
Transit	\$0	\$0	\$0	\$0	\$0	\$0	\$0	\$0	\$0
MPO	\$0	\$0	\$0	\$0	\$0	\$0	\$0	\$0	\$0
Subtotal	\$0	\$150	\$0	\$0	\$0	\$0	\$0	\$0	\$150
Total	\$0	\$150	\$0	\$0	\$0	\$0	\$0	\$0	\$150



MD DOT

2019 - 2022 Transportation Improvement Program

Roadways

I-70 Interchange Improvements at MD 65

MPO ID W2014-01
Resp. Agency MD DOT
Project Category Roadways
State Maryland
CIP or CTP ID(s) n/a

Project Category TIP
Functional Class NA
County Washington County
Est. Total Cost \$1,479
Prior Years Cost \$1,479
Future Years Cost \$0

Description:

Study of potential I-70 interchange improvements at MD 65

Limits:

I-70 @ Exit 29

L RTP Relationship:

Unfunded Project



**I-70 Interchange Improvements at MD 65**

(Funding in Thousands)

State Funding - Maryland State Highway Administration

Phase	Prior Funds	FY 2019 Funds	FY 2020 Funds	FY 2021 Funds	FY 2022 Funds	FY 2023 Funds	FY 2024 Funds	Future Funds	Total Four-Year Funding Request
ENG	\$1479	\$0	\$0	\$0	\$0	\$0	\$0	\$0	\$1,479
ROW	\$0	\$0	\$0	\$0	\$0	\$0	\$0	\$0	\$0
CON	\$0	\$0	\$0	\$0	\$0	\$0	\$0	\$0	\$0
Transit	\$0	\$0	\$0	\$0	\$0	\$0	\$0	\$0	\$0
MPO	\$0	\$0	\$0	\$0	\$0	\$0	\$0	\$0	\$0
Subtotal	\$1479	\$0	\$0	\$0	\$0	\$0	\$0	\$0	\$1,479
Total	\$1479	\$0	\$0	\$0	\$0	\$0	\$0	\$0	\$1,479



MD DOT

2019 - 2022 Transportation Improvement Program

Roadways

I-81 Phase I Reconstruction

MPO ID W2014-09
Resp. Agency MD DOT
Project Category Roadways
State Maryland
CIP or CTP ID(s) n/a

Project Category TIP
Functional Class NA
County Washington County
Est. Total Cost \$71,312
Prior Years Cost \$41,682
Future Years Cost \$0

Description:

Widen to 6 lanes and reconstruct 1.1 miles of I-81 between Potomac River/WV and MD Exit 1, including widening and rehabilitating the dual I-81 Potomac River bridges

Limits:

I-81 from WV to MD Exit 1

LRTP Relationship:

Fiscally Constrained Project





2019 - 2022 Transportation Improvement Program

I-81 Phase I Reconstruction

(Funding in Thousands)

National Highway Performance Program

Phase	Prior Funds	FY 2019 Funds	FY 2020 Funds	FY 2021 Funds	FY 2022 Funds	FY 2023 Funds	FY 2024 Funds	Future Funds	Total Four-Year Funding Request
ENG	\$3056	\$0	\$0	\$0	\$0	\$0	\$0	\$0	\$3,056
ROW	\$0	\$0	\$0	\$0	\$0	\$0	\$0	\$0	\$0
CON	\$24120	\$12946	\$8706	\$0	\$0	\$0	\$0	\$0	\$45,772
Transit	\$0	\$0	\$0	\$0	\$0	\$0	\$0	\$0	\$0
MPO	\$0	\$0	\$0	\$0	\$0	\$0	\$0	\$0	\$0
Subtotal	\$27176	\$12946	\$8706	\$0	\$0	\$0	\$0	\$0	\$48,828

State Funding - Maryland State Highway Administration

Phase	Prior Funds	FY 2019 Funds	FY 2020 Funds	FY 2021 Funds	FY 2022 Funds	FY 2023 Funds	FY 2024 Funds	Future Funds	Total Four-Year Funding Request
ENG	\$6528	\$0	\$0	\$0	\$0	\$0	\$0	\$0	\$6,528
ROW	\$0	\$0	\$0	\$0	\$0	\$0	\$0	\$0	\$0
CON	\$7978	\$4770	\$3208	\$0	\$0	\$0	\$0	\$0	\$15,956
Transit	\$0	\$0	\$0	\$0	\$0	\$0	\$0	\$0	\$0
MPO	\$0	\$0	\$0	\$0	\$0	\$0	\$0	\$0	\$0
Subtotal	\$14506	\$4770	\$3208	\$0	\$0	\$0	\$0	\$0	\$22,484
Total	\$41682	\$17716	\$11914	\$0	\$0	\$0	\$0	\$0	\$71,312



Crayton Boulevard Extension

MPO ID W2016-01

Resp. Agency Washington County

Project Category Roadways

State Maryland

CIP or CTP ID(s) n/a

Description:

New Connector Road

Project Category TIP

Functional Class NA

County Washington County

Est. Total Cost \$3,194

Prior Years Cost \$1,855

Future Years Cost \$0

Limits:

2000 Linear Feet north of Maugan's Avenue extending towards Showalter Road

LRTP Relationship:

Fiscally Constrained Project



**Crayton Boulevard Extension**

(Funding in Thousands)

Local Funding - Washington County

Phase	Prior Funds	FY 2019 Funds	FY 2020 Funds	FY 2021 Funds	FY 2022 Funds	FY 2023 Funds	FY 2024 Funds	Future Funds	Total Four-Year Funding Request
ENG	\$51	\$0	\$0	\$0	\$0	\$0	\$0	\$0	\$51
ROW	\$0	\$0	\$0	\$0	\$0	\$0	\$0	\$0	\$0
CON	\$1804	\$88	\$251	\$0	\$0	\$0	\$0	\$0	\$2,143
Transit	\$0	\$0	\$0	\$0	\$0	\$0	\$0	\$0	\$0
MPO	\$0	\$0	\$0	\$0	\$0	\$0	\$0	\$0	\$0
Subtotal	\$1855	\$88	\$251	\$0	\$0	\$0	\$0	\$0	\$2,194

Appalachian Regional Commission Grant

Phase	Prior Funds	FY 2019 Funds	FY 2020 Funds	FY 2021 Funds	FY 2022 Funds	FY 2023 Funds	FY 2024 Funds	Future Funds	Total Four-Year Funding Request
ENG	\$0	\$0	\$0	\$0	\$0	\$0	\$0	\$0	\$0
ROW	\$0	\$0	\$0	\$0	\$0	\$0	\$0	\$0	\$0
CON	\$0	\$1000	\$0	\$0	\$0	\$0	\$0	\$0	\$1,000
Transit	\$0	\$0	\$0	\$0	\$0	\$0	\$0	\$0	\$0
MPO	\$0	\$0	\$0	\$0	\$0	\$0	\$0	\$0	\$0
Subtotal	\$0	\$1000	\$0	\$0	\$0	\$0	\$0	\$0	\$1,000
Total	\$1855	\$1088	\$251	\$0	\$0	\$0	\$0	\$0	\$3,194



MD DOT

2019 - 2022 Transportation Improvement Program

Roadways

I-81 SB Resurfacing & Auxiliary Lane Construction

MPO ID W2016-02
Resp. Agency MD DOT
Project Category Roadways
State Maryland
CIP or CTP ID(s) n/a

Project Category TIP
Functional Class NA
County Washington County
Est. Total Cost \$13,000
Prior Years Cost \$13,000
Future Years Cost \$0

Description:

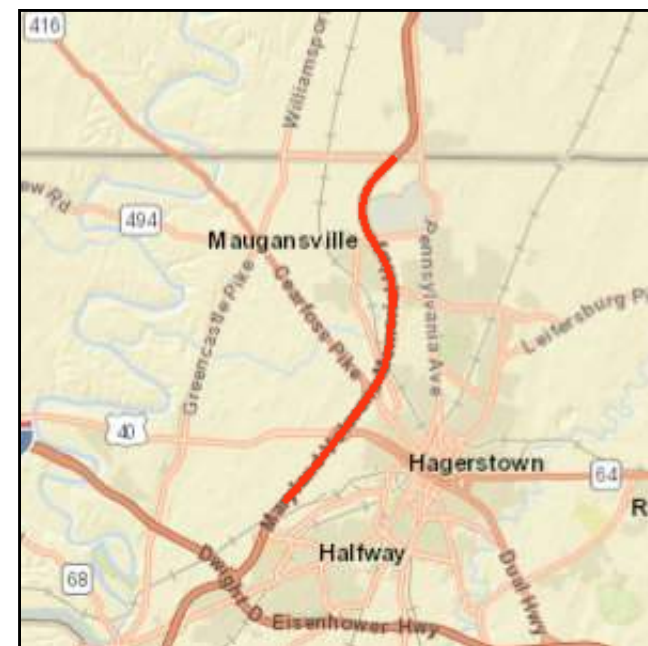
Resurfacing and Auxiliary Lane Construction (both Southbound)

Limits:

Resurfacing: I-81 SB from PA to Exit 5 / Auxiliary Lane: I-81 SB from Exit 7 to Exit 6

L RTP Relationship:

System Preservation





2019 - 2022 Transportation Improvement Program

I-81 SB Resurfacing & Auxiliary Lane Construction

(Funding in Thousands)

State Funding - Maryland State Highway Administration

Phase	Prior Funds	FY 2019 Funds	FY 2020 Funds	FY 2021 Funds	FY 2022 Funds	FY 2023 Funds	FY 2024 Funds	Future Funds	Total Four-Year Funding Request
ENG	\$400	\$0	\$0	\$0	\$0	\$0	\$0	\$0	\$400
ROW	\$0	\$0	\$0	\$0	\$0	\$0	\$0	\$0	\$0
CON	\$12600	\$0	\$0	\$0	\$0	\$0	\$0	\$0	\$12,600
Transit	\$0	\$0	\$0	\$0	\$0	\$0	\$0	\$0	\$0
MPO	\$0	\$0	\$0	\$0	\$0	\$0	\$0	\$0	\$0
Subtotal	\$13000	\$0	\$0	\$0	\$0	\$0	\$0	\$0	\$13,000
Total	\$13000	\$0	\$0	\$0	\$0	\$0	\$0	\$0	\$13,000



Washington County

2019 - 2022 Transportation Improvement Program

Roadways

Eastern Blvd Widening Ph II

MPO ID W2017-08
Resp. Agency Washington County
Project Category Roadways
State Maryland
CIP or CTP ID(s) n/a

Project Category TIP
Functional Class NA
County Washington County
Est. Total Cost \$4,291
Prior Years Cost \$855
Future Years Cost \$0

Description:

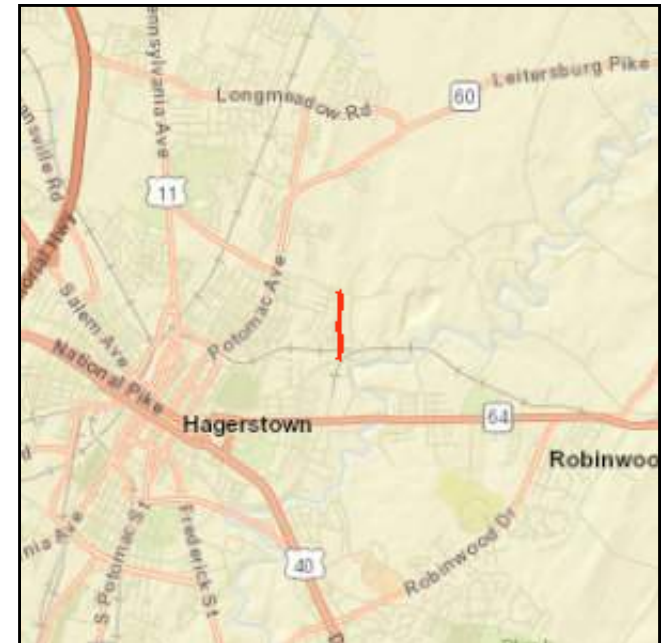
Widen existing road to 4 lanes

Limits:

From Security Road to Antietam Drive

LRTP Relationship:

Congestion Management





Eastern Blvd Widening Ph II

(Funding in Thousands)

Earmark Funding

Phase	Prior Funds	FY 2019 Funds	FY 2020 Funds	FY 2021 Funds	FY 2022 Funds	FY 2023 Funds	FY 2024 Funds	Future Funds	Total Four-Year Funding Request
ENG	\$355	\$0	\$0	\$0	\$0	\$0	\$0	\$0	\$355
ROW	\$0	\$0	\$0	\$0	\$0	\$0	\$0	\$0	\$0
CON	\$0	\$0	\$0	\$0	\$0	\$0	\$0	\$0	\$0
Transit	\$0	\$0	\$0	\$0	\$0	\$0	\$0	\$0	\$0
MPO	\$0	\$0	\$0	\$0	\$0	\$0	\$0	\$0	\$0
Subtotal	\$355	\$0	\$0	\$0	\$0	\$0	\$0	\$0	\$355

Local Funding - Washington County

Phase	Prior Funds	FY 2019 Funds	FY 2020 Funds	FY 2021 Funds	FY 2022 Funds	FY 2023 Funds	FY 2024 Funds	Future Funds	Total Four-Year Funding Request
ENG	\$500	\$0	\$0	\$0	\$0	\$0	\$0	\$0	\$500
ROW	\$0	\$0	\$0	\$0	\$0	\$0	\$0	\$0	\$0
CON	\$0	\$780	\$2359	\$297	\$0	\$0	\$0	\$0	\$3,436
Transit	\$0	\$0	\$0	\$0	\$0	\$0	\$0	\$0	\$0
MPO	\$0	\$0	\$0	\$0	\$0	\$0	\$0	\$0	\$0
Subtotal	\$500	\$780	\$2359	\$297	\$0	\$0	\$0	\$0	\$3,936
Total	\$855	\$780	\$2359	\$297	\$0	\$0	\$0	\$0	\$4,291



MD DOT

2019 - 2022 Transportation Improvement Program

Roadways

I-81 Ph 2 & 3 Hwy Reconstruction

MPO ID	W2017-10	Project Category	TIP
Resp. Agency	MD DOT	Functional Class	NA
Project Category	Roadways	County	Washington County
State	Maryland	Est. Total Cost	\$5,000
CIP or CTP ID(s)	n/a	Prior Years Cost	\$1,936
		Future Years Cost	\$0

Description:

Widening to six lanes and reconstructing 6.0 miles of I-81 from north of MD 63/MD 68 (Lappans Road) to US 40 (National Pike).

Limits:

North of MD 63/MD 68 (Lappans Road) to US 40 (National Pike), Halfway/Hagerstown

LRTP Relationship:

Unfunded Priority





2019 - 2022 Transportation Improvement Program

I-81 Ph 2 & 3 Hwy Reconstruction

(Funding in Thousands)

High Priority (Earmark)

Phase	Prior Funds	FY 2019 Funds	FY 2020 Funds	FY 2021 Funds	FY 2022 Funds	FY 2023 Funds	FY 2024 Funds	Future Funds	Total Four-Year Funding Request
ENG	\$1510	\$755	\$755	\$755	\$126	\$0	\$0	\$0	\$3,901
ROW	\$0	\$0	\$0	\$0	\$0	\$0	\$0	\$0	\$0
CON	\$0	\$0	\$0	\$0	\$0	\$0	\$0	\$0	\$0
Transit	\$0	\$0	\$0	\$0	\$0	\$0	\$0	\$0	\$0
MPO	\$0	\$0	\$0	\$0	\$0	\$0	\$0	\$0	\$0
Subtotal	\$1510	\$755	\$755	\$755	\$126	\$0	\$0	\$0	\$3,901

State Funding - Maryland State Highway Administration

Phase	Prior Funds	FY 2019 Funds	FY 2020 Funds	FY 2021 Funds	FY 2022 Funds	FY 2023 Funds	FY 2024 Funds	Future Funds	Total Four-Year Funding Request
ENG	\$426	\$213	\$213	\$213	\$34	\$0	\$0	\$0	\$1,099
ROW	\$0	\$0	\$0	\$0	\$0	\$0	\$0	\$0	\$0
CON	\$0	\$0	\$0	\$0	\$0	\$0	\$0	\$0	\$0
Transit	\$0	\$0	\$0	\$0	\$0	\$0	\$0	\$0	\$0
MPO	\$0	\$0	\$0	\$0	\$0	\$0	\$0	\$0	\$0
Subtotal	\$426	\$213	\$213	\$213	\$34	\$0	\$0	\$0	\$1,099
Total	\$1936	\$968	\$968	\$968	\$160	\$0	\$0	\$0	\$5,000

**Col HK Douglas Dr Extended Ph 1****MPO ID** W2017-11**Resp. Agency** Washington County**Project Category** Roadways**State** Maryland**CIP or CTP ID(s)** n/a**Project Category** TIP**Functional Class** NA**County** Washington County**Est. Total Cost** \$2,570**Prior Years Cost** \$20**Future Years Cost** \$0**Description:**

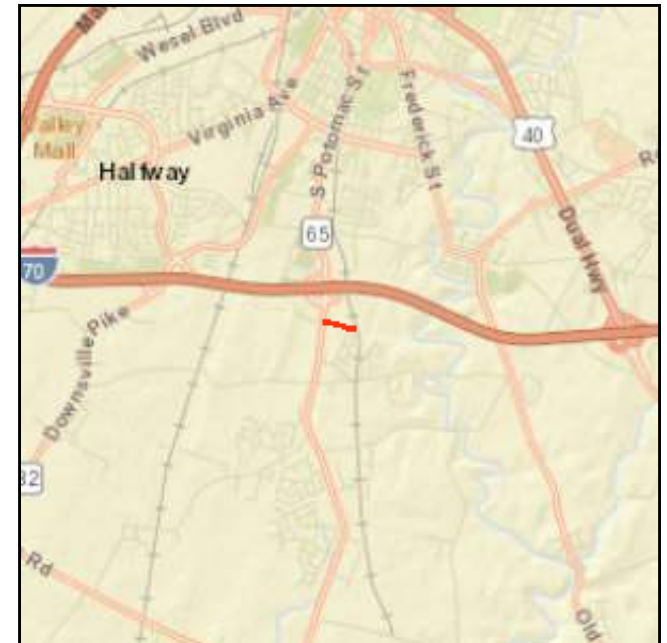
Construct 0.29 miles of local access road

Limits:

At current intersection of HK Douglas Dr and MD 65, heading east for 0.29 miles

LRTP Relationship:

Fiscally Constrained Project





Col HK Douglas Dr Extended Ph 1

(Funding in Thousands)

Appalachian Regional Commission Grant

Phase	Prior Funds	FY 2019 Funds	FY 2020 Funds	FY 2021 Funds	FY 2022 Funds	FY 2023 Funds	FY 2024 Funds	Future Funds	Total Four-Year Funding Request
ENG	\$0	\$0	\$0	\$0	\$0	\$0	\$0	\$0	\$0
ROW	\$0	\$0	\$0	\$0	\$0	\$0	\$0	\$0	\$0
CON	\$0	\$2000	\$0	\$0	\$0	\$0	\$0	\$0	\$2,000
Transit	\$0	\$0	\$0	\$0	\$0	\$0	\$0	\$0	\$0
MPO	\$0	\$0	\$0	\$0	\$0	\$0	\$0	\$0	\$0
Subtotal	\$0	\$2000	\$0	\$0	\$0	\$0	\$0	\$0	\$2,000

Local Funding - Washington County

Phase	Prior Funds	FY 2019 Funds	FY 2020 Funds	FY 2021 Funds	FY 2022 Funds	FY 2023 Funds	FY 2024 Funds	Future Funds	Total Four-Year Funding Request
ENG	\$0	\$0	\$0	\$0	\$0	\$0	\$0	\$0	\$0
ROW	\$0	\$0	\$0	\$0	\$0	\$0	\$0	\$0	\$0
CON	\$20	\$550	\$0	\$0	\$0	\$0	\$0	\$0	\$570
Transit	\$0	\$0	\$0	\$0	\$0	\$0	\$0	\$0	\$0
MPO	\$0	\$0	\$0	\$0	\$0	\$0	\$0	\$0	\$0
Subtotal	\$20	\$550	\$0	\$0	\$0	\$0	\$0	\$0	\$570
Total	\$20	\$2550	\$0	\$0	\$0	\$0	\$0	\$0	\$2,570



Halfway Boulevard Extended Ph 1

MPO ID W2018-01

Resp. Agency Washington County

Project Category Roadways

State Maryland

CIP or CTP ID(s) n/a

Description:

Construct a new connector road

Project Category TIP

Functional Class NA

County Washington County

Est. Total Cost \$1,900

Prior Years Cost \$900

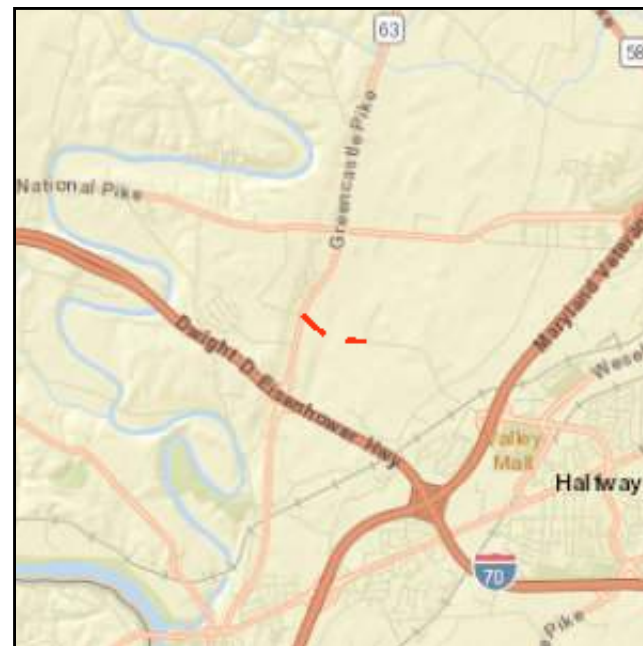
Future Years Cost \$0

Limits:

Connecting existing Halfway Blvd at intersection with New Gate Road, west to MD 63 (Greencastle Pike)

LRTP Relationship:

Fiscally Constrained Project





Halfway Boulevard Extended Ph 1

(Funding in Thousands)

Local Funding - Washington County

Phase	Prior Funds	FY 2019 Funds	FY 2020 Funds	FY 2021 Funds	FY 2022 Funds	FY 2023 Funds	FY 2024 Funds	Future Funds	Total Four-Year Funding Request
ENG	\$100	\$0	\$0	\$0	\$0	\$0	\$0	\$0	\$100
ROW	\$0	\$0	\$0	\$0	\$0	\$0	\$0	\$0	\$0
CON	\$0	\$0	\$0	\$0	\$0	\$0	\$0	\$0	\$0
Transit	\$0	\$0	\$0	\$0	\$0	\$0	\$0	\$0	\$0
MPO	\$0	\$0	\$0	\$0	\$0	\$0	\$0	\$0	\$0
Subtotal	\$100	\$0	\$0	\$0	\$0	\$0	\$0	\$0	\$100

Appalachian Regional Commission Grant

Phase	Prior Funds	FY 2019 Funds	FY 2020 Funds	FY 2021 Funds	FY 2022 Funds	FY 2023 Funds	FY 2024 Funds	Future Funds	Total Four-Year Funding Request
ENG	\$0	\$0	\$0	\$0	\$0	\$0	\$0	\$0	\$0
ROW	\$0	\$0	\$0	\$0	\$0	\$0	\$0	\$0	\$0
CON	\$800	\$1000	\$0	\$0	\$0	\$0	\$0	\$0	\$1,800
Transit	\$0	\$0	\$0	\$0	\$0	\$0	\$0	\$0	\$0
MPO	\$0	\$0	\$0	\$0	\$0	\$0	\$0	\$0	\$0
Subtotal	\$800	\$1000	\$0	\$0	\$0	\$0	\$0	\$0	\$1,800
Total	\$900	\$1000	\$0	\$0	\$0	\$0	\$0	\$0	\$1,900

**Professional Boulevard Extended - Phase 2****MPO ID** W2018-02**Resp. Agency** Washington County**Project Category** Roadways**State** Maryland**CIP or CTP ID(s)** n/a**Description:**

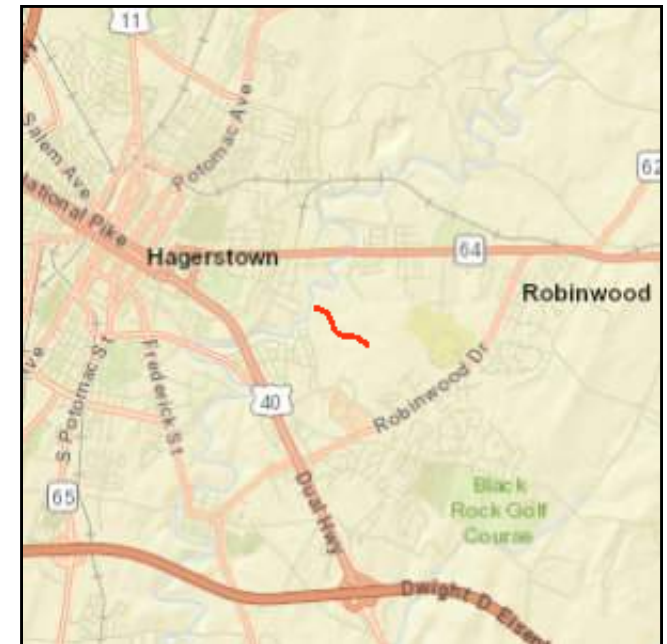
Construct new connector road

Project Category TIP**Functional Class****County** Washington County**Est. Total Cost** \$5,098**Prior Years Cost** \$1,512**Future Years Cost** \$0**Limits:**

Connecting existing Halfway Blvd at intersection with New Gate Road, west to MD 63

LRTP Relationship:

Fiscally Constrained Project





Professional Boulevard Extended - Phase 2

(Funding in Thousands)

Local Funding - Washington County

Phase	Prior Funds	FY 2019 Funds	FY 2020 Funds	FY 2021 Funds	FY 2022 Funds	FY 2023 Funds	FY 2024 Funds	Future Funds	Total Four-Year Funding Request
ENG	\$312	\$0	\$0	\$0	\$0	\$0	\$0	\$0	\$312
ROW	\$0	\$0	\$0	\$0	\$0	\$0	\$0	\$0	\$0
CON	\$0	\$531	\$1763	\$292	\$0	\$0	\$0	\$0	\$2,586
Transit	\$0	\$0	\$0	\$0	\$0	\$0	\$0	\$0	\$0
MPO	\$0	\$0	\$0	\$0	\$0	\$0	\$0	\$0	\$0
Subtotal	\$312	\$531	\$1763	\$292	\$0	\$0	\$0	\$0	\$2,898

Appalachian Regional Commission Grant

Phase	Prior Funds	FY 2019 Funds	FY 2020 Funds	FY 2021 Funds	FY 2022 Funds	FY 2023 Funds	FY 2024 Funds	Future Funds	Total Four-Year Funding Request
ENG	\$0	\$0	\$0	\$0	\$0	\$0	\$0	\$0	\$0
ROW	\$0	\$0	\$0	\$0	\$0	\$0	\$0	\$0	\$0
CON	\$0	\$0	\$1000	\$0	\$0	\$0	\$0	\$0	\$1,000
Transit	\$0	\$0	\$0	\$0	\$0	\$0	\$0	\$0	\$0
MPO	\$0	\$0	\$0	\$0	\$0	\$0	\$0	\$0	\$0
Subtotal	\$0	\$0	\$1000	\$0	\$0	\$0	\$0	\$0	\$1,000



2019 - 2022 Transportation Improvement Program

Professional Boulevard Extended - Phase 2

(Funding in Thousands)

State Funding

Phase	Prior Funds	FY 2019 Funds	FY 2020 Funds	FY 2021 Funds	FY 2022 Funds	FY 2023 Funds	FY 2024 Funds	Future Funds	Total Four-Year Funding Request
ENG	\$0	\$0	\$0	\$0	\$0	\$0	\$0	\$0	\$0
ROW	\$0	\$0	\$0	\$0	\$0	\$0	\$0	\$0	\$0
CON	\$1200	\$0	\$0	\$0	\$0	\$0	\$0	\$0	\$1,200
Transit	\$0	\$0	\$0	\$0	\$0	\$0	\$0	\$0	\$0
MPO	\$0	\$0	\$0	\$0	\$0	\$0	\$0	\$0	\$0
Subtotal	\$1200	\$0	\$0	\$0	\$0	\$0	\$0	\$0	\$1,200
Total	\$1512	\$531	\$2763	\$292	\$0	\$0	\$0	\$0	\$5,098



MD DOT

2019 - 2022 Transportation Improvement Program

Roadways

Areawide Environmental Projects

MPO ID W2019-01
Resp. Agency MD DOT
Project Category Roadways
State Maryland
CIP or CTP ID(s) n/a

Project Category TIP
Functional Class NA
County Washington County
Est. Total Cost \$25,175
Prior Years Cost \$0
Future Years Cost \$0

Description:

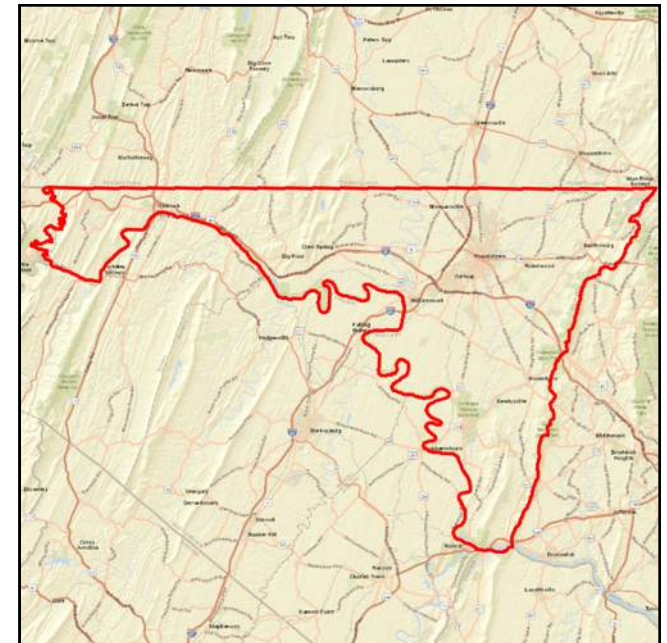
Program to provide environmental and aesthetic improvements on SHA highways.

Limits:

Areawide

LRTP Relationship:

System Preservation





Areawide Environmental Projects

(Funding in Thousands)

Federal - General

Phase	Prior Funds	FY 2019 Funds	FY 2020 Funds	FY 2021 Funds	FY 2022 Funds	FY 2023 Funds	FY 2024 Funds	Future Funds	Total Four-Year Funding Request
ENG	\$0	\$360	\$240	\$240	\$240	\$0	\$0	\$0	\$1,080
ROW	\$0	\$120	\$80	\$80	\$80	\$0	\$0	\$0	\$360
CON	\$0	\$7500	\$5600	\$3600	\$2000	\$0	\$0	\$0	\$18,700
Transit	\$0	\$0	\$0	\$0	\$0	\$0	\$0	\$0	\$0
MPO	\$0	\$0	\$0	\$0	\$0	\$0	\$0	\$0	\$0
Subtotal	\$0	\$7980	\$5920	\$3920	\$2320	\$0	\$0	\$0	\$20,140

State Funding - Maryland State Highway Administration

Phase	Prior Funds	FY 2019 Funds	FY 2020 Funds	FY 2021 Funds	FY 2022 Funds	FY 2023 Funds	FY 2024 Funds	Future Funds	Total Four-Year Funding Request
ENG	\$0	\$90	\$60	\$60	\$60	\$0	\$0	\$0	\$270
ROW	\$0	\$30	\$20	\$20	\$20	\$0	\$0	\$0	\$90
CON	\$0	\$1875	\$1400	\$900	\$500	\$0	\$0	\$0	\$4,675
Transit	\$0	\$0	\$0	\$0	\$0	\$0	\$0	\$0	\$0
MPO	\$0	\$0	\$0	\$0	\$0	\$0	\$0	\$0	\$0
Subtotal	\$0	\$1995	\$1480	\$980	\$580	\$0	\$0	\$0	\$5,035
Total	\$0	\$9975	\$7400	\$4900	\$2900	\$0	\$0	\$0	\$25,175



MD DOT

2019 - 2022 Transportation Improvement Program

Roadways

Areawide Safety & Spot Improvements

MPO ID W2019-02
Resp. Agency MD DOT
Project Category Roadways
State Maryland
CIP or CTP ID(s) n/a

Project Category TIP
Functional Class NA
County Washington County
Est. Total Cost \$35,550
Prior Years Cost \$0
Future Years Cost \$0

Description:

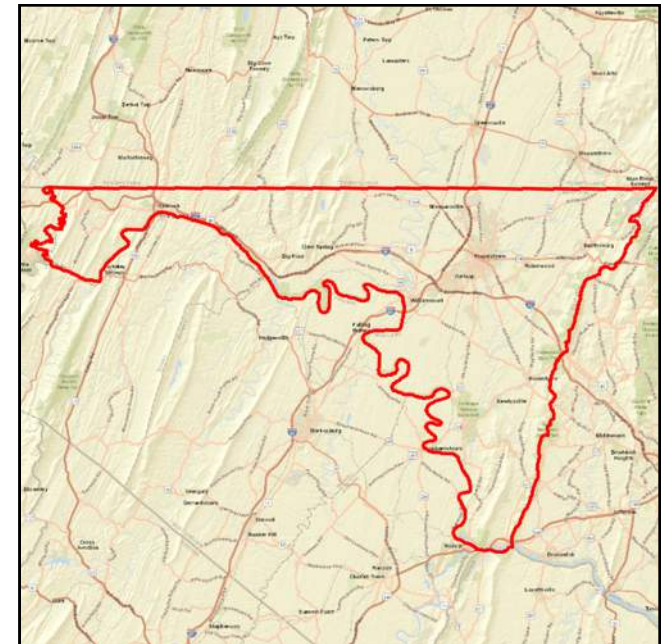
Program to provide localized improvements to address safety and/or operational issues on SHA highways.

Limits:

Areawide

LRTP Relationship:

System Preservation





2019 - 2022 Transportation Improvement Program

Areawide Safety & Spot Improvements

(Funding in Thousands)

Federal - General

Phase	Prior Funds	FY 2019 Funds	FY 2020 Funds	FY 2021 Funds	FY 2022 Funds	FY 2023 Funds	FY 2024 Funds	Future Funds	Total Four-Year Funding Request
ENG	\$0	\$360	\$240	\$240	\$240	\$0	\$0	\$0	\$1,080
ROW	\$0	\$120	\$80	\$80	\$80	\$0	\$0	\$0	\$360
CON	\$0	\$9000	\$6000	\$6000	\$6000	\$0	\$0	\$0	\$27,000
Transit	\$0	\$0	\$0	\$0	\$0	\$0	\$0	\$0	\$0
MPO	\$0	\$0	\$0	\$0	\$0	\$0	\$0	\$0	\$0
Subtotal	\$0	\$9480	\$6320	\$6320	\$6320	\$0	\$0	\$0	\$28,440

State Funding - Maryland State Highway Administration

Phase	Prior Funds	FY 2019 Funds	FY 2020 Funds	FY 2021 Funds	FY 2022 Funds	FY 2023 Funds	FY 2024 Funds	Future Funds	Total Four-Year Funding Request
ENG	\$0	\$90	\$60	\$60	\$60	\$0	\$0	\$0	\$270
ROW	\$0	\$30	\$20	\$20	\$20	\$0	\$0	\$0	\$90
CON	\$0	\$2250	\$1500	\$1500	\$1500	\$0	\$0	\$0	\$6,750
Transit	\$0	\$0	\$0	\$0	\$0	\$0	\$0	\$0	\$0
MPO	\$0	\$0	\$0	\$0	\$0	\$0	\$0	\$0	\$0
Subtotal	\$0	\$2370	\$1580	\$1580	\$1580	\$0	\$0	\$0	\$7,110
Total	\$0	\$11850	\$7900	\$7900	\$7900	\$0	\$0	\$0	\$35,550



MD DOT

2019 - 2022 Transportation Improvement Program

Roadways

Areawide Resurfacing & Rehabilitation

MPO ID W2019-03
Resp. Agency MD DOT
Project Category Roadways
State Maryland
CIP or CTP ID(s) n/a

Project Category TIP
Functional Class NA
County Washington County
Est. Total Cost \$42,800
Prior Years Cost \$0
Future Years Cost \$0

Description:

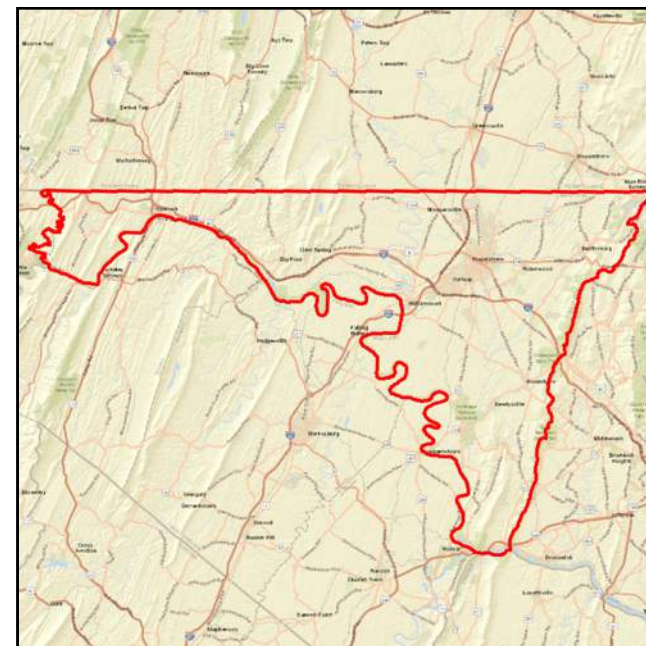
Program to provide periodic resurfacing and upgrading or auxiliary features on SHA highways.

Limits:

Areawide

LRTP Relationship:

System Preservation





2019 - 2022 Transportation Improvement Program

Areawide Resurfacing & Rehabilitation

(Funding in Thousands)

Federal - General

Phase	Prior Funds	FY 2019 Funds	FY 2020 Funds	FY 2021 Funds	FY 2022 Funds	FY 2023 Funds	FY 2024 Funds	Future Funds	Total Four-Year Funding Request
ENG	\$0	\$360	\$240	\$240	\$240	\$0	\$0	\$0	\$1,080
ROW	\$0	\$120	\$80	\$80	\$80	\$0	\$0	\$0	\$360
CON	\$0	\$9600	\$8800	\$7200	\$7200	\$0	\$0	\$0	\$32,800
Transit	\$0	\$0	\$0	\$0	\$0	\$0	\$0	\$0	\$0
MPO	\$0	\$0	\$0	\$0	\$0	\$0	\$0	\$0	\$0
Subtotal	\$0	\$10080	\$9120	\$7520	\$7520	\$0	\$0	\$0	\$34,240

State Funding - Maryland State Highway Administration

Phase	Prior Funds	FY 2019 Funds	FY 2020 Funds	FY 2021 Funds	FY 2022 Funds	FY 2023 Funds	FY 2024 Funds	Future Funds	Total Four-Year Funding Request
ENG	\$0	\$90	\$60	\$60	\$60	\$0	\$0	\$0	\$270
ROW	\$0	\$30	\$20	\$20	\$20	\$0	\$0	\$0	\$90
CON	\$0	\$2400	\$2200	\$1800	\$1800	\$0	\$0	\$0	\$8,200
Transit	\$0	\$0	\$0	\$0	\$0	\$0	\$0	\$0	\$0
MPO	\$0	\$0	\$0	\$0	\$0	\$0	\$0	\$0	\$0
Subtotal	\$0	\$2520	\$2280	\$1880	\$1880	\$0	\$0	\$0	\$8,560
Total	\$0	\$12600	\$11400	\$9400	\$9400	\$0	\$0	\$0	\$42,800



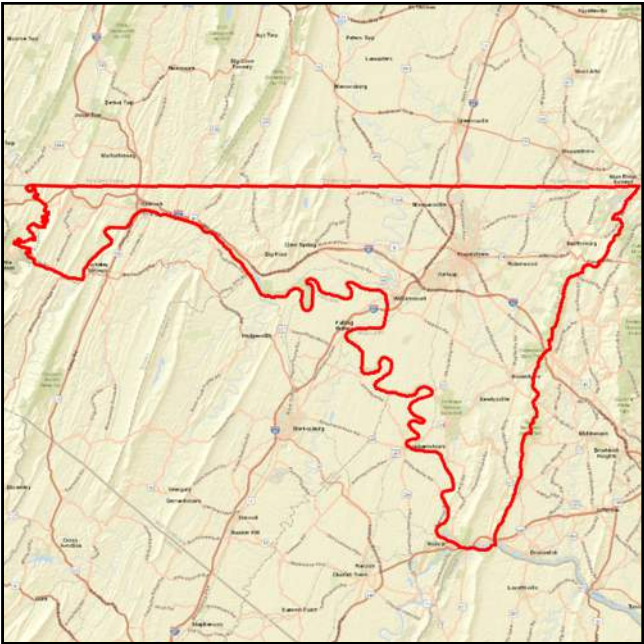
Areawide Bridge Replacement & Rehabilitation

MPO ID	W2019-04	Project Category	TIP
Resp. Agency	MD DOT	Functional Class	NA
Project Category	Roadways	County	Washington County
State	Maryland	Est. Total Cost	\$31,625
CIP or CTP ID(s)	n/a	Prior Years Cost	\$0
		Future Years Cost	\$0

Description:
Program to provide major upgrades to and maintenance of structures on SHA highways.

Limits:
Areawide

LRTP Relationship:
System Preservation





2019 - 2022 Transportation Improvement Program

Areawide Bridge Replacement & Rehabilitation

(Funding in Thousands)

Federal - General

Phase	Prior Funds	FY 2019 Funds	FY 2020 Funds	FY 2021 Funds	FY 2022 Funds	FY 2023 Funds	FY 2024 Funds	Future Funds	Total Four-Year Funding Request
ENG	\$0	\$1260	\$840	\$840	\$840	\$0	\$0	\$0	\$3,780
ROW	\$0	\$240	\$160	\$160	\$160	\$0	\$0	\$0	\$720
CON	\$0	\$6400	\$4800	\$4800	\$4800	\$0	\$0	\$0	\$20,800
Transit	\$0	\$0	\$0	\$0	\$0	\$0	\$0	\$0	\$0
MPO	\$0	\$0	\$0	\$0	\$0	\$0	\$0	\$0	\$0
Subtotal	\$0	\$7900	\$5800	\$5800	\$5800	\$0	\$0	\$0	\$25,300

State Funding - Maryland State Highway Administration

Phase	Prior Funds	FY 2019 Funds	FY 2020 Funds	FY 2021 Funds	FY 2022 Funds	FY 2023 Funds	FY 2024 Funds	Future Funds	Total Four-Year Funding Request
ENG	\$0	\$315	\$210	\$210	\$210	\$0	\$0	\$0	\$945
ROW	\$0	\$60	\$40	\$40	\$40	\$0	\$0	\$0	\$180
CON	\$0	\$1600	\$1200	\$1200	\$1200	\$0	\$0	\$0	\$5,200
Transit	\$0	\$0	\$0	\$0	\$0	\$0	\$0	\$0	\$0
MPO	\$0	\$0	\$0	\$0	\$0	\$0	\$0	\$0	\$0
Subtotal	\$0	\$1975	\$1450	\$1450	\$1450	\$0	\$0	\$0	\$6,325
Total	\$0	\$9875	\$7250	\$7250	\$7250	\$0	\$0	\$0	\$31,625



MD DOT

2019 - 2022 Transportation Improvement Program

Roadways

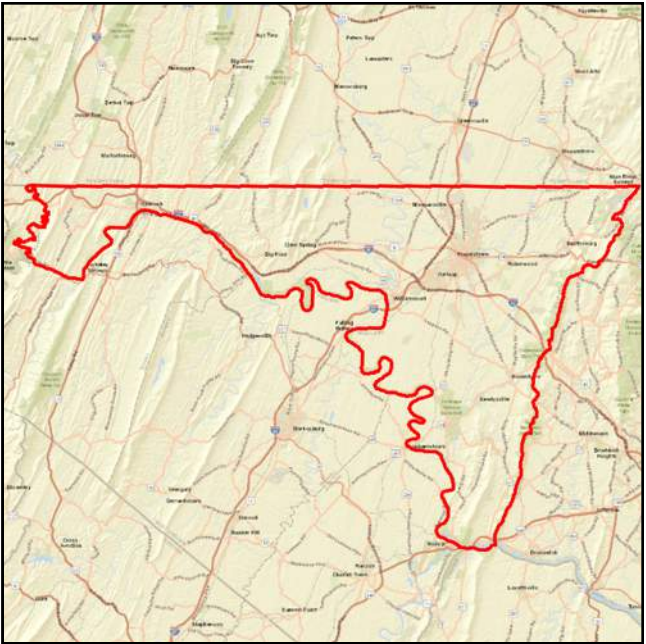
Areawide Urban Reconstruction

MPO ID	W2019-05	Project Category	TIP
Resp. Agency	MD DOT	Functional Class	NA
Project Category	Roadways	County	Washington County
State	Maryland	Est. Total Cost	\$6,600
CIP or CTP ID(s)	n/a	Prior Years Cost	\$0
		Future Years Cost	\$0

Description:
Program to provide roadway rehabilitation on SHA highways in municipalities and urban areas.

Limits:
Areawide

LRTP Relationship:
System Preservation





Areawide Urban Reconstruction

(Funding in Thousands)

Federal - General

Phase	Prior Funds	FY 2019 Funds	FY 2020 Funds	FY 2021 Funds	FY 2022 Funds	FY 2023 Funds	FY 2024 Funds	Future Funds	Total Four-Year Funding Request
ENG	\$0	\$300	\$200	\$200	\$200	\$0	\$0	\$0	\$900
ROW	\$0	\$60	\$40	\$40	\$40	\$0	\$0	\$0	\$180
CON	\$0	\$2400	\$600	\$600	\$600	\$0	\$0	\$0	\$4,200
Transit	\$0	\$0	\$0	\$0	\$0	\$0	\$0	\$0	\$0
MPO	\$0	\$0	\$0	\$0	\$0	\$0	\$0	\$0	\$0
Subtotal	\$0	\$2760	\$840	\$840	\$840	\$0	\$0	\$0	\$5,280

State Funding - Maryland State Highway Administration

Phase	Prior Funds	FY 2019 Funds	FY 2020 Funds	FY 2021 Funds	FY 2022 Funds	FY 2023 Funds	FY 2024 Funds	Future Funds	Total Four-Year Funding Request
ENG	\$0	\$75	\$50	\$50	\$50	\$0	\$0	\$0	\$225
ROW	\$0	\$15	\$10	\$10	\$10	\$0	\$0	\$0	\$45
CON	\$0	\$600	\$150	\$150	\$150	\$0	\$0	\$0	\$1,050
Transit	\$0	\$0	\$0	\$0	\$0	\$0	\$0	\$0	\$0
MPO	\$0	\$0	\$0	\$0	\$0	\$0	\$0	\$0	\$0
Subtotal	\$0	\$690	\$210	\$210	\$210	\$0	\$0	\$0	\$1,320
Total	\$0	\$3450	\$1050	\$1050	\$1050	\$0	\$0	\$0	\$6,600



MD DOT

2019 - 2022 Transportation Improvement Program

Roadways

Areawide Congestion Management

MPO ID W2019-06
Resp. Agency MD DOT
Project Category Roadways
State Maryland
CIP or CTP ID(s) n/a

Project Category TIP
Functional Class NA
County Washington County
Est. Total Cost \$8,100
Prior Years Cost \$0
Future Years Cost \$0

Description:

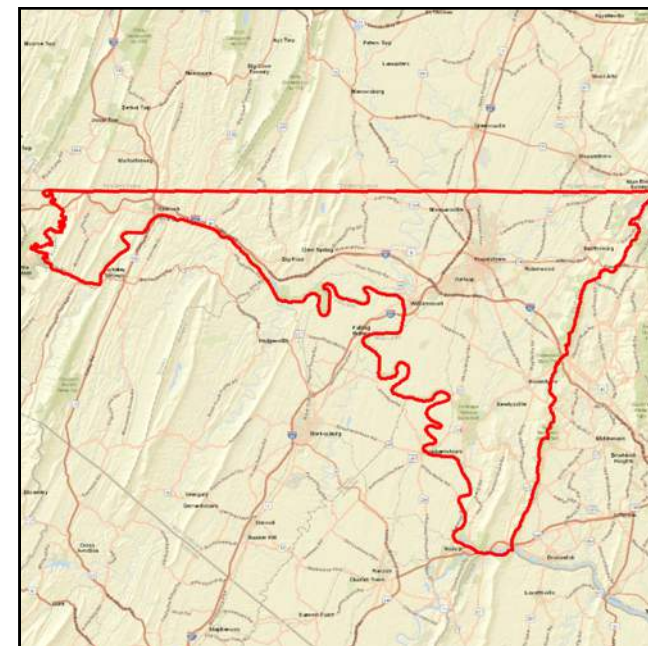
Program to provide traffic control, management, and monitoring on SHA highways.

Limits:

Areawide

LRTP Relationship:

System Preservation





Areawide Congestion Management

(Funding in Thousands)

Federal - General

Phase	Prior Funds	FY 2019 Funds	FY 2020 Funds	FY 2021 Funds	FY 2022 Funds	FY 2023 Funds	FY 2024 Funds	Future Funds	Total Four-Year Funding Request
ENG	\$0	\$300	\$200	\$200	\$200	\$0	\$0	\$0	\$900
ROW	\$0	\$60	\$40	\$40	\$40	\$0	\$0	\$0	\$180
CON	\$0	\$1800	\$1200	\$1200	\$1200	\$0	\$0	\$0	\$5,400
Transit	\$0	\$0	\$0	\$0	\$0	\$0	\$0	\$0	\$0
MPO	\$0	\$0	\$0	\$0	\$0	\$0	\$0	\$0	\$0
Subtotal	\$0	\$2160	\$1440	\$1440	\$1440	\$0	\$0	\$0	\$6,480

State Funding - Maryland State Highway Administration

Phase	Prior Funds	FY 2019 Funds	FY 2020 Funds	FY 2021 Funds	FY 2022 Funds	FY 2023 Funds	FY 2024 Funds	Future Funds	Total Four-Year Funding Request
ENG	\$0	\$75	\$50	\$50	\$50	\$0	\$0	\$0	\$225
ROW	\$0	\$15	\$10	\$10	\$10	\$0	\$0	\$0	\$45
CON	\$0	\$450	\$300	\$300	\$300	\$0	\$0	\$0	\$1,350
Transit	\$0	\$0	\$0	\$0	\$0	\$0	\$0	\$0	\$0
MPO	\$0	\$0	\$0	\$0	\$0	\$0	\$0	\$0	\$0
Subtotal	\$0	\$540	\$360	\$360	\$360	\$0	\$0	\$0	\$1,620
Total	\$0	\$2700	\$1800	\$1800	\$1800	\$0	\$0	\$0	\$8,100



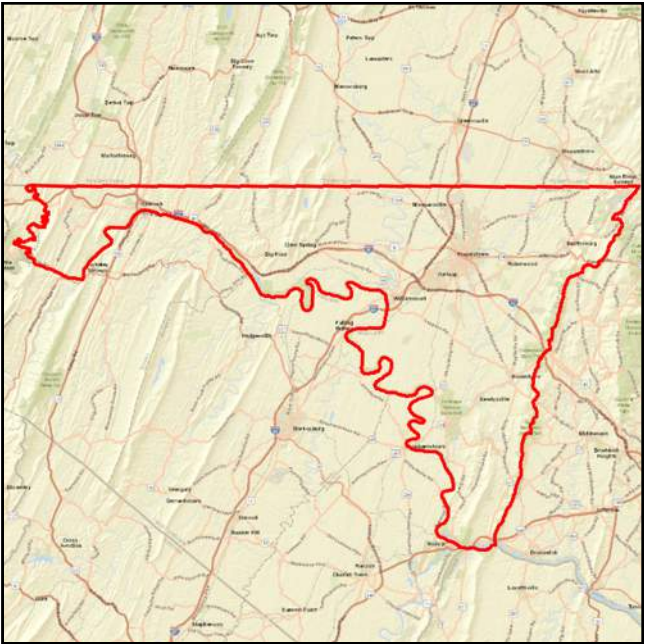
Local Federal Aid Projects

MPO ID	W2019-07	Project Category	TIP
Resp. Agency	Washington County	Functional Class	NA
Project Category	Roadways	County	Washington County
State	Maryland	Est. Total Cost	\$15,147
CIP or CTP ID(s)	n/a	Prior Years Cost	\$7,704
		Future Years Cost	\$2,600

Description:
Local Federal Aid Projects in Washington County and the City of Hagerstown (see Section 3.5 of the TIP for more detail).

Limits:
Areawide

LRTP Relationship:
System Preservation





2019 - 2022 Transportation Improvement Program

Local Federal Aid Projects

(Funding in Thousands)

Federal Aid

Phase	Prior Funds	FY 2019 Funds	FY 2020 Funds	FY 2021 Funds	FY 2022 Funds	FY 2023 Funds	FY 2024 Funds	Future Funds	Total Four-Year Funding Request
ENG	\$1132	\$0	\$0	\$0	\$0	\$0	\$0	\$0	\$1,132
ROW	\$0	\$0	\$0	\$0	\$0	\$0	\$0	\$0	\$0
CON	\$4713	\$848	\$1253	\$704	\$800	\$2035	\$0	\$0	\$10,353
Transit	\$0	\$0	\$0	\$0	\$0	\$0	\$0	\$0	\$0
MPO	\$0	\$0	\$0	\$0	\$0	\$0	\$0	\$0	\$0
Subtotal	\$5845	\$848	\$1253	\$704	\$800	\$2035	\$0	\$0	\$11,485

Local Funding - Washington County

Phase	Prior Funds	FY 2019 Funds	FY 2020 Funds	FY 2021 Funds	FY 2022 Funds	FY 2023 Funds	FY 2024 Funds	Future Funds	Total Four-Year Funding Request
ENG	\$609	\$0	\$0	\$0	\$0	\$0	\$0	\$0	\$609
ROW	\$0	\$0	\$0	\$0	\$0	\$0	\$0	\$0	\$0
CON	\$1250	\$439	\$313	\$286	\$200	\$565	\$0	\$0	\$3,053
Transit	\$0	\$0	\$0	\$0	\$0	\$0	\$0	\$0	\$0
MPO	\$0	\$0	\$0	\$0	\$0	\$0	\$0	\$0	\$0
Subtotal	\$1859	\$439	\$313	\$286	\$200	\$565	\$0	\$0	\$3,662
Total	\$7704	\$1287	\$1566	\$990	\$1000	\$2600	\$0	\$0	\$15,147



Halfway Boulevard Extension, Phase II

MPO ID	W2019-08	Project Category	TIP
Resp. Agency	Washington County	Functional Class	
Project Category	Roadways	County	Washington County
State	Maryland	Est. Total Cost	\$2,000
CIP or CTP ID(s)	n/a	Prior Years Cost	\$0
		Future Years Cost	\$0

Description:

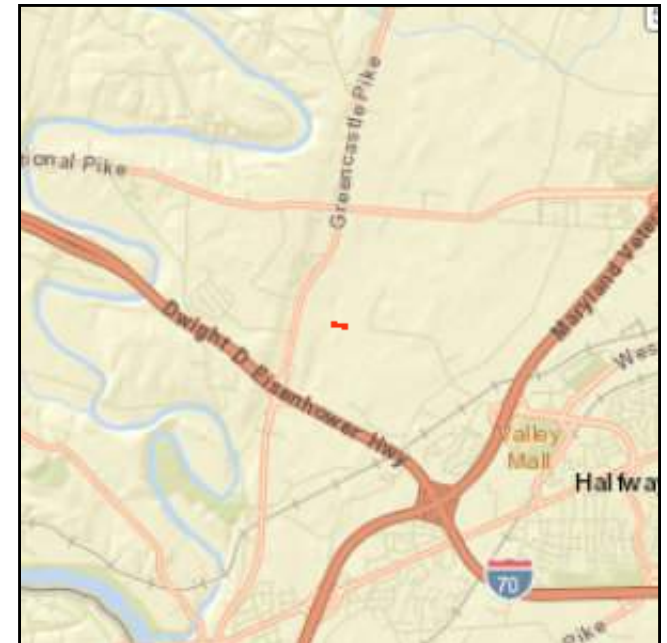
New connector road between existing Halfway Boulevard and MD 63; Phase II of the project

Limits:

Halfway Boulevard heading west to MD 63

LRTP Relationship:

Fiscally Constrained Project



**Halfway Boulevard Extension, Phase II**

(Funding in Thousands)

Appalachian Regional Commission Grant

Phase	Prior Funds	FY 2019 Funds	FY 2020 Funds	FY 2021 Funds	FY 2022 Funds	FY 2023 Funds	FY 2024 Funds	Future Funds	Total Four-Year Funding Request
ENG	\$0	\$0	\$0	\$0	\$0	\$0	\$0	\$0	\$0
ROW	\$0	\$0	\$0	\$0	\$0	\$0	\$0	\$0	\$0
CON	\$0	\$0	\$2000	\$0	\$0	\$0	\$0	\$0	\$2,000
Transit	\$0	\$0	\$0	\$0	\$0	\$0	\$0	\$0	\$0
MPO	\$0	\$0	\$0	\$0	\$0	\$0	\$0	\$0	\$0
Subtotal	\$0	\$0	\$2000	\$0	\$0	\$0	\$0	\$0	\$2,000
Total	\$0	\$0	\$2000	\$0	\$0	\$0	\$0	\$0	\$2,000



MD DOT

2019 - 2022 Transportation Improvement Program

Roadways

I-70 MD 65 and CSX Bridges Rehabilitation

MPO ID W2019-09
Resp. Agency MD DOT
Project Category Roadways
State Maryland
CIP or CTP ID(s)

Project Category TIP
Functional Class
County Washington County
Est. Total Cost \$31,224
Prior Years Cost \$1,233
Future Years Cost \$8,234

Description:

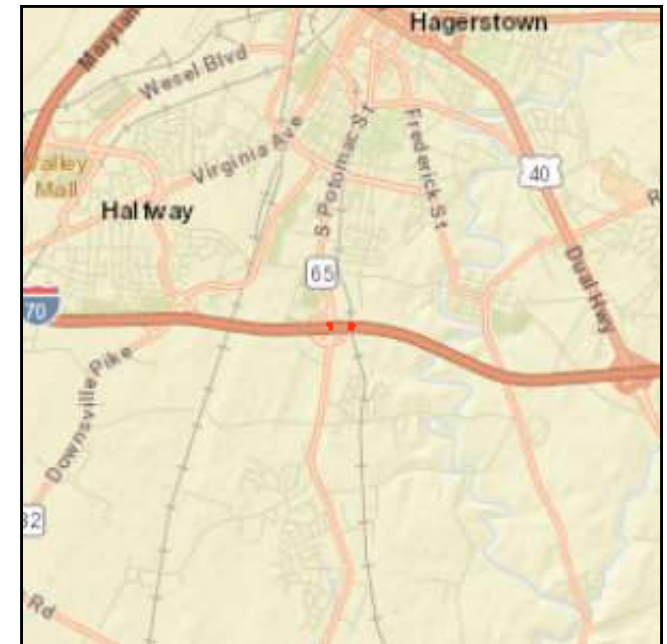
Deck replacement and widening of I-70 dual bridges 21118 over MD 65 and I-70 dual bridges 21119 over the CSX Hagerstown Branch.

Limits:

Dual bridges 21118 and 21119

LRTP Relationship:

Fiscally Constrained Project





2019 - 2022 Transportation Improvement Program

I-70 MD 65 and CSX Bridges Rehabilitation

(Funding in Thousands)

State Funding - Maryland State Highway Administration

Phase	Prior Funds	FY 2019 Funds	FY 2020 Funds	FY 2021 Funds	FY 2022 Funds	FY 2023 Funds	FY 2024 Funds	Future Funds	Total Four-Year Funding Request
ENG	\$1233	\$421	\$229	\$0	\$0	\$0	\$0	\$0	\$1,883
ROW	\$0	\$0	\$0	\$0	\$0	\$0	\$0	\$0	\$0
CON	\$0	\$357	\$642	\$1365	\$1571	\$1204	\$607	\$0	\$5,746
Transit	\$0	\$0	\$0	\$0	\$0	\$0	\$0	\$0	\$0
MPO	\$0	\$0	\$0	\$0	\$0	\$0	\$0	\$0	\$0
Subtotal	\$1233	\$778	\$871	\$1365	\$1571	\$1204	\$607	\$0	\$7,629

National Highway Performance Program

Phase	Prior Funds	FY 2019 Funds	FY 2020 Funds	FY 2021 Funds	FY 2022 Funds	FY 2023 Funds	FY 2024 Funds	Future Funds	Total Four-Year Funding Request
ENG	\$0	\$0	\$0	\$0	\$0	\$0	\$0	\$0	\$0
ROW	\$0	\$0	\$0	\$0	\$0	\$0	\$0	\$0	\$0
CON	\$0	\$2955	\$3812	\$4838	\$5567	\$4270	\$2153	\$0	\$23,595
Transit	\$0	\$0	\$0	\$0	\$0	\$0	\$0	\$0	\$0
MPO	\$0	\$0	\$0	\$0	\$0	\$0	\$0	\$0	\$0
Subtotal	\$0	\$2955	\$3812	\$4838	\$5567	\$4270	\$2153	\$0	\$23,595
Total	\$1233	\$3733	\$4683	\$6203	\$7138	\$5474	\$2760	\$0	\$31,224



EPTA

2019 - 2022 Transportation Improvement Program

Transit

Operating Assistance - Section 5307

MPO ID WVT2019-01.1
Resp. Agency EPTA
Project Category Transit
State West Virginia
CIP or CTP ID(s) n/a

Project Category TIP
Functional Class NA
County WV Transit
Est. Total Cost \$9,912
Prior Years Cost \$0
Future Years Cost \$3,628

Description:

Funding for staff and typical office functions

Limits:

Areawide

LRTP Relationship:

Public Transit





Operating Assistance - Section 5307

(Funding in Thousands)

Section 5307 - Transit

Phase	Prior Funds	FY 2019 Funds	FY 2020 Funds	FY 2021 Funds	FY 2022 Funds	FY 2023 Funds	FY 2024 Funds	Future Funds	Total Four-Year Funding Request
ENG	\$0	\$0	\$0	\$0	\$0	\$0	\$0	\$0	\$0
ROW	\$0	\$0	\$0	\$0	\$0	\$0	\$0	\$0	\$0
CON	\$0	\$0	\$0	\$0	\$0	\$0	\$0	\$0	\$0
Transit	\$0	\$718	\$808	\$808	\$808	\$896	\$918	\$0	\$4,956
MPO	\$0	\$0	\$0	\$0	\$0	\$0	\$0	\$0	\$0
Subtotal	\$0	\$718	\$808	\$808	\$808	\$896	\$918	\$0	\$4,956

Local Funding - Eastern Panhandle Transit Authority

Phase	Prior Funds	FY 2019 Funds	FY 2020 Funds	FY 2021 Funds	FY 2022 Funds	FY 2023 Funds	FY 2024 Funds	Future Funds	Total Four-Year Funding Request
ENG	\$0	\$0	\$0	\$0	\$0	\$0	\$0	\$0	\$0
ROW	\$0	\$0	\$0	\$0	\$0	\$0	\$0	\$0	\$0
CON	\$0	\$0	\$0	\$0	\$0	\$0	\$0	\$0	\$0
Transit	\$0	\$718	\$808	\$808	\$808	\$896	\$918	\$0	\$4,956
MPO	\$0	\$0	\$0	\$0	\$0	\$0	\$0	\$0	\$0
Subtotal	\$0	\$718	\$808	\$808	\$808	\$896	\$918	\$0	\$4,956
Total	\$0	\$1436	\$1616	\$1616	\$1616	\$1792	\$1836	\$0	\$9,912



EPTA

2019 - 2022 Transportation Improvement Program

Transit

Capital Assistance - Preventative Maintenance

MPO ID WVT2019-02.1
Resp. Agency EPTA
Project Category Transit
State West Virginia
CIP or CTP ID(s) n/a

Project Category TIP
Functional Class NA
County WV Transit
Est. Total Cost \$2,065
Prior Years Cost \$0
Future Years Cost \$786

Description:
Preventative maintenance for fleet vehicles

Limits:
Areawide

LRTP Relationship:
Public Transit





2019 - 2022 Transportation Improvement Program

Capital Assistance - Preventative Maintenance

(Funding in Thousands)

Section 5307 - Transit

Phase	Prior Funds	FY 2019 Funds	FY 2020 Funds	FY 2021 Funds	FY 2022 Funds	FY 2023 Funds	FY 2024 Funds	Future Funds	Total Four-Year Funding Request
ENG	\$0	\$0	\$0	\$0	\$0	\$0	\$0	\$0	\$0
ROW	\$0	\$0	\$0	\$0	\$0	\$0	\$0	\$0	\$0
CON	\$0	\$0	\$0	\$0	\$0	\$0	\$0	\$0	\$0
Transit	\$0	\$235	\$261	\$261	\$261	\$311	\$319	\$0	\$1,648
MPO	\$0	\$0	\$0	\$0	\$0	\$0	\$0	\$0	\$0
Subtotal	\$0	\$235	\$261	\$261	\$261	\$311	\$319	\$0	\$1,648

Local Funding - Eastern Panhandle Transit Authority

Phase	Prior Funds	FY 2019 Funds	FY 2020 Funds	FY 2021 Funds	FY 2022 Funds	FY 2023 Funds	FY 2024 Funds	Future Funds	Total Four-Year Funding Request
ENG	\$0	\$0	\$0	\$0	\$0	\$0	\$0	\$0	\$0
ROW	\$0	\$0	\$0	\$0	\$0	\$0	\$0	\$0	\$0
CON	\$0	\$0	\$0	\$0	\$0	\$0	\$0	\$0	\$0
Transit	\$0	\$68	\$65	\$65	\$63	\$77	\$79	\$0	\$417
MPO	\$0	\$0	\$0	\$0	\$0	\$0	\$0	\$0	\$0
Subtotal	\$0	\$68	\$65	\$65	\$63	\$77	\$79	\$0	\$417
Total	\$0	\$303	\$326	\$326	\$324	\$388	\$398	\$0	\$2,065



EPTA

2019 - 2022 Transportation Improvement Program

Transit

Capital Assistance - Driver pads/Data Collection

MPO ID WVT2019-02.2
Resp. Agency EPTA
Project Category Transit
State West Virginia
CIP or CTP ID(s) n/a

Project Category TIP
Functional Class NA
County WV Transit
Est. Total Cost \$155
Prior Years Cost \$60
Future Years Cost \$0

Description:
Purchse of driver pads for buses

Limits:
Areawide

LRTP Relationship:
Public Transit





2019 - 2022 Transportation Improvement Program

Capital Assistance - Driver pads/Data Collection

(Funding in Thousands)

Section 5339 - Transit

Phase	Prior Funds	FY 2019 Funds	FY 2020 Funds	FY 2021 Funds	FY 2022 Funds	FY 2023 Funds	FY 2024 Funds	Future Funds	Total Four-Year Funding Request
ENG	\$0	\$0	\$0	\$0	\$0	\$0	\$0	\$0	\$0
ROW	\$0	\$0	\$0	\$0	\$0	\$0	\$0	\$0	\$0
CON	\$0	\$0	\$0	\$0	\$0	\$0	\$0	\$0	\$0
Transit	\$50	\$50	\$28	\$0	\$0	\$0	\$0	\$0	\$128
MPO	\$0	\$0	\$0	\$0	\$0	\$0	\$0	\$0	\$0
Subtotal	\$50	\$50	\$28	\$0	\$0	\$0	\$0	\$0	\$128

Local Funding - Eastern Panhandle Transit Authority

Phase	Prior Funds	FY 2019 Funds	FY 2020 Funds	FY 2021 Funds	FY 2022 Funds	FY 2023 Funds	FY 2024 Funds	Future Funds	Total Four-Year Funding Request
ENG	\$0	\$0	\$0	\$0	\$0	\$0	\$0	\$0	\$0
ROW	\$0	\$0	\$0	\$0	\$0	\$0	\$0	\$0	\$0
CON	\$0	\$0	\$0	\$0	\$0	\$0	\$0	\$0	\$0
Transit	\$10	\$10	\$7	\$0	\$0	\$0	\$0	\$0	\$27
MPO	\$0	\$0	\$0	\$0	\$0	\$0	\$0	\$0	\$0
Subtotal	\$10	\$10	\$7	\$0	\$0	\$0	\$0	\$0	\$27
Total	\$60	\$60	\$35	\$0	\$0	\$0	\$0	\$0	\$155



EPTA

2019 - 2022 Transportation Improvement Program

Transit

Capital Assistance - Miscellaneous Equipment

MPO ID WVT2019-02.3
Resp. Agency EPTA
Project Category Transit
State West Virginia
CIP or CTP ID(s) n/a

Project Category TIP
Functional Class
County WV Transit
Est. Total Cost \$47
Prior Years Cost \$0
Future Years Cost \$0

Description:

Purchase of miscellaneous equipment for vehicle fleet

Limits:

Areawide

LRTP Relationship:

Public Transit





2019 - 2022 Transportation Improvement Program

Capital Assistance - Miscellaneous Equipment

(Funding in Thousands)

Section 5339 - Transit

Phase	Prior Funds	FY 2019 Funds	FY 2020 Funds	FY 2021 Funds	FY 2022 Funds	FY 2023 Funds	FY 2024 Funds	Future Funds	Total Four-Year Funding Request
ENG	\$0	\$0	\$0	\$0	\$0	\$0	\$0	\$0	\$0
ROW	\$0	\$0	\$0	\$0	\$0	\$0	\$0	\$0	\$0
CON	\$0	\$0	\$0	\$0	\$0	\$0	\$0	\$0	\$0
Transit	\$0	\$20	\$18	\$0	\$0	\$0	\$0	\$0	\$38
MPO	\$0	\$0	\$0	\$0	\$0	\$0	\$0	\$0	\$0
Subtotal	\$0	\$20	\$18	\$0	\$0	\$0	\$0	\$0	\$38

Local Funding - Eastern Panhandle Transit Authority

Phase	Prior Funds	FY 2019 Funds	FY 2020 Funds	FY 2021 Funds	FY 2022 Funds	FY 2023 Funds	FY 2024 Funds	Future Funds	Total Four-Year Funding Request
ENG	\$0	\$0	\$0	\$0	\$0	\$0	\$0	\$0	\$0
ROW	\$0	\$0	\$0	\$0	\$0	\$0	\$0	\$0	\$0
CON	\$0	\$0	\$0	\$0	\$0	\$0	\$0	\$0	\$0
Transit	\$0	\$5	\$4	\$0	\$0	\$0	\$0	\$0	\$9
MPO	\$0	\$0	\$0	\$0	\$0	\$0	\$0	\$0	\$0
Subtotal	\$0	\$5	\$4	\$0	\$0	\$0	\$0	\$0	\$9
Total	\$0	\$25	\$22	\$0	\$0	\$0	\$0	\$0	\$47



EPTA

2019 - 2022 Transportation Improvement Program

Transit

Capital Assistance - Bus Radios

MPO ID WVT2019-02.4
Resp. Agency EPTA
Project Category Transit
State West Virginia
CIP or CTP ID(s) n/a

Project Category TIP
Functional Class NA
County WV Transit
Est. Total Cost \$27
Prior Years Cost \$0
Future Years Cost \$0

Description:

Purchase of new bus radios

Limits:

Areawide

LRTP Relationship:

Public Transit





2019 - 2022 Transportation Improvement Program

Capital Assistance - Bus Radios

(Funding in Thousands)

Section 5307 - Transit

Phase	Prior Funds	FY 2019 Funds	FY 2020 Funds	FY 2021 Funds	FY 2022 Funds	FY 2023 Funds	FY 2024 Funds	Future Funds	Total Four-Year Funding Request
ENG	\$0	\$0	\$0	\$0	\$0	\$0	\$0	\$0	\$0
ROW	\$0	\$0	\$0	\$0	\$0	\$0	\$0	\$0	\$0
CON	\$0	\$0	\$0	\$0	\$0	\$0	\$0	\$0	\$0
Transit	\$0	\$22	\$0	\$0	\$0	\$0	\$0	\$0	\$22
MPO	\$0	\$0	\$0	\$0	\$0	\$0	\$0	\$0	\$0
Subtotal	\$0	\$22	\$0	\$0	\$0	\$0	\$0	\$0	\$22

Local Funding - Eastern Panhandle Transit Authority

Phase	Prior Funds	FY 2019 Funds	FY 2020 Funds	FY 2021 Funds	FY 2022 Funds	FY 2023 Funds	FY 2024 Funds	Future Funds	Total Four-Year Funding Request
ENG	\$0	\$0	\$0	\$0	\$0	\$0	\$0	\$0	\$0
ROW	\$0	\$0	\$0	\$0	\$0	\$0	\$0	\$0	\$0
CON	\$0	\$0	\$0	\$0	\$0	\$0	\$0	\$0	\$0
Transit	\$0	\$5	\$0	\$0	\$0	\$0	\$0	\$0	\$5
MPO	\$0	\$0	\$0	\$0	\$0	\$0	\$0	\$0	\$0
Subtotal	\$0	\$5	\$0	\$0	\$0	\$0	\$0	\$0	\$5
Total	\$0	\$27	\$0	\$0	\$0	\$0	\$0	\$0	\$27



EPTA

2019 - 2022 Transportation Improvement Program

Transit

Capital Assistance - Section 5339

MPO ID WVT2019-03.1
Resp. Agency EPTA
Project Category Transit
State West Virginia
CIP or CTP ID(s) n/a

Project Category TIP
Functional Class NA
County WV Transit
Est. Total Cost \$1,010
Prior Years Cost \$77
Future Years Cost \$0

Description:
Bus Purchase Program

Limits:
Areawide

LRTP Relationship:
Public Transit





2019 - 2022 Transportation Improvement Program

Capital Assistance - Section 5339

(Funding in Thousands)

Section 5339 - Transit

Phase	Prior Funds	FY 2019 Funds	FY 2020 Funds	FY 2021 Funds	FY 2022 Funds	FY 2023 Funds	FY 2024 Funds	Future Funds	Total Four-Year Funding Request
ENG	\$0	\$0	\$0	\$0	\$0	\$0	\$0	\$0	\$0
ROW	\$0	\$0	\$0	\$0	\$0	\$0	\$0	\$0	\$0
CON	\$0	\$0	\$0	\$0	\$0	\$0	\$0	\$0	\$0
Transit	\$62	\$330	\$430	\$0	\$0	\$0	\$0	\$0	\$822
MPO	\$0	\$0	\$0	\$0	\$0	\$0	\$0	\$0	\$0
Subtotal	\$62	\$330	\$430	\$0	\$0	\$0	\$0	\$0	\$822

Local Funding - Eastern Panhandle Transit Authority

Phase	Prior Funds	FY 2019 Funds	FY 2020 Funds	FY 2021 Funds	FY 2022 Funds	FY 2023 Funds	FY 2024 Funds	Future Funds	Total Four-Year Funding Request
ENG	\$0	\$0	\$0	\$0	\$0	\$0	\$0	\$0	\$0
ROW	\$0	\$0	\$0	\$0	\$0	\$0	\$0	\$0	\$0
CON	\$0	\$0	\$0	\$0	\$0	\$0	\$0	\$0	\$0
Transit	\$15	\$66	\$107	\$0	\$0	\$0	\$0	\$0	\$188
MPO	\$0	\$0	\$0	\$0	\$0	\$0	\$0	\$0	\$0
Subtotal	\$15	\$66	\$107	\$0	\$0	\$0	\$0	\$0	\$188
Total	\$77	\$396	\$537	\$0	\$0	\$0	\$0	\$0	\$1,010



EPTA

2019 - 2022 Transportation Improvement Program

Transit

Facility Expansion Plan

MPO ID WVT2019-04.1
Resp. Agency EPTA
Project Category Transit
State West Virginia
CIP or CTP ID(s) n/a

Project Category TIP
Functional Class
County WV Transit
Est. Total Cost \$250
Prior Years Cost \$75
Future Years Cost \$0

Description:
Funding for general planning projects

Limits:
Areawide

LRTP Relationship:
Public Transit





Facility Expansion Plan

(Funding in Thousands)

Section 5305 - Transit

Phase	Prior Funds	FY 2019 Funds	FY 2020 Funds	FY 2021 Funds	FY 2022 Funds	FY 2023 Funds	FY 2024 Funds	Future Funds	Total Four-Year Funding Request
ENG	\$0	\$0	\$0	\$0	\$0	\$0	\$0	\$0	\$0
ROW	\$0	\$0	\$0	\$0	\$0	\$0	\$0	\$0	\$0
CON	\$0	\$0	\$0	\$0	\$0	\$0	\$0	\$0	\$0
Transit	\$60	\$60	\$0	\$80	\$0	\$0	\$0	\$0	\$200
MPO	\$0	\$0	\$0	\$0	\$0	\$0	\$0	\$0	\$0
Subtotal	\$60	\$60	\$0	\$80	\$0	\$0	\$0	\$0	\$200

Local Funding - Eastern Panhandle Transit Authority

Phase	Prior Funds	FY 2019 Funds	FY 2020 Funds	FY 2021 Funds	FY 2022 Funds	FY 2023 Funds	FY 2024 Funds	Future Funds	Total Four-Year Funding Request
ENG	\$0	\$0	\$0	\$0	\$0	\$0	\$0	\$0	\$0
ROW	\$0	\$0	\$0	\$0	\$0	\$0	\$0	\$0	\$0
CON	\$0	\$0	\$0	\$0	\$0	\$0	\$0	\$0	\$0
Transit	\$15	\$15	\$0	\$20	\$0	\$0	\$0	\$0	\$50
MPO	\$0	\$0	\$0	\$0	\$0	\$0	\$0	\$0	\$0
Subtotal	\$15	\$15	\$0	\$20	\$0	\$0	\$0	\$0	\$50
Total	\$75	\$75	\$0	\$100	\$0	\$0	\$0	\$0	\$250



EPTA

2019 - 2022 Transportation Improvement Program

Transit

Capital Assistance - Facility and Office Maintenance

MPO ID WVT2019-05

Resp. Agency EPTA

Project Category Transit

State West Virginia

CIP or CTP ID(s) n/a

Description:

Purchase of materials for general facility and office maintenance

Project Category TIP

Functional Class NA

County WV Transit

Est. Total Cost \$42

Prior Years Cost \$0

Future Years Cost \$0

Limits:

Areawide

LRTP Relationship:

Public Transit





Capital Assistance - Facility and Office Maintenance

(Funding in Thousands)

Section 5307 - Transit

Phase	Prior Funds	FY 2019 Funds	FY 2020 Funds	FY 2021 Funds	FY 2022 Funds	FY 2023 Funds	FY 2024 Funds	Future Funds	Total Four-Year Funding Request
ENG	\$0	\$0	\$0	\$0	\$0	\$0	\$0	\$0	\$0
ROW	\$0	\$0	\$0	\$0	\$0	\$0	\$0	\$0	\$0
CON	\$0	\$0	\$0	\$0	\$0	\$0	\$0	\$0	\$0
Transit	\$0	\$6	\$28	\$0	\$0	\$0	\$0	\$0	\$34
MPO	\$0	\$0	\$0	\$0	\$0	\$0	\$0	\$0	\$0
Subtotal	\$0	\$6	\$28	\$0	\$0	\$0	\$0	\$0	\$34

Local Funding - Eastern Panhandle Transit Authority

Phase	Prior Funds	FY 2019 Funds	FY 2020 Funds	FY 2021 Funds	FY 2022 Funds	FY 2023 Funds	FY 2024 Funds	Future Funds	Total Four-Year Funding Request
ENG	\$0	\$0	\$0	\$0	\$0	\$0	\$0	\$0	\$0
ROW	\$0	\$0	\$0	\$0	\$0	\$0	\$0	\$0	\$0
CON	\$0	\$0	\$0	\$0	\$0	\$0	\$0	\$0	\$0
Transit	\$0	\$1	\$7	\$0	\$0	\$0	\$0	\$0	\$8
MPO	\$0	\$0	\$0	\$0	\$0	\$0	\$0	\$0	\$0
Subtotal	\$0	\$1	\$7	\$0	\$0	\$0	\$0	\$0	\$8
Total	\$0	\$7	\$35	\$0	\$0	\$0	\$0	\$0	\$42



EPTA

2019 - 2022 Transportation Improvement Program

Transit

Capital Assistance - Fare/Data Collection

MPO ID WVT2019-05.1

Resp. Agency EPTA

Project Category Transit

State West Virginia

CIP or CTP ID(s) n/a

Description:

Fare Collection and Data Collection Systems

Project Category TIP

Functional Class NA

County WV Transit

Est. Total Cost \$350

Prior Years Cost \$0

Future Years Cost \$0

Limits:

Areawide

LRTP Relationship:





Capital Assistance - Fare/Data Collection

(Funding in Thousands)

Section 5307 - Transit

Phase	Prior Funds	FY 2019 Funds	FY 2020 Funds	FY 2021 Funds	FY 2022 Funds	FY 2023 Funds	FY 2024 Funds	Future Funds	Total Four-Year Funding Request
ENG	\$0	\$0	\$0	\$0	\$0	\$0	\$0	\$0	\$0
ROW	\$0	\$0	\$0	\$0	\$0	\$0	\$0	\$0	\$0
CON	\$0	\$0	\$0	\$0	\$0	\$0	\$0	\$0	\$0
Transit	\$0	\$160	\$0	\$120	\$0	\$0	\$0	\$0	\$280
MPO	\$0	\$0	\$0	\$0	\$0	\$0	\$0	\$0	\$0
Subtotal	\$0	\$160	\$0	\$120	\$0	\$0	\$0	\$0	\$280

Local Funding - Eastern Panhandle Transit Authority

Phase	Prior Funds	FY 2019 Funds	FY 2020 Funds	FY 2021 Funds	FY 2022 Funds	FY 2023 Funds	FY 2024 Funds	Future Funds	Total Four-Year Funding Request
ENG	\$0	\$0	\$0	\$0	\$0	\$0	\$0	\$0	\$0
ROW	\$0	\$0	\$0	\$0	\$0	\$0	\$0	\$0	\$0
CON	\$0	\$0	\$0	\$0	\$0	\$0	\$0	\$0	\$0
Transit	\$0	\$40	\$0	\$30	\$0	\$0	\$0	\$0	\$70
MPO	\$0	\$0	\$0	\$0	\$0	\$0	\$0	\$0	\$0
Subtotal	\$0	\$40	\$0	\$30	\$0	\$0	\$0	\$0	\$70
Total	\$0	\$200	\$0	\$150	\$0	\$0	\$0	\$0	\$350



EPTA

2019 - 2022 Transportation Improvement Program

Transit

Capital Assistance - Passenger Amenity

MPO ID WVT2019-05.2

Resp. Agency EPTA

Project Category Transit

State West Virginia

CIP or CTP ID(s) n/a

Description:

Bus Shelter Purchase, System Signage, and Other Passenger Information

Project Category TIP

Functional Class NA

County WV Transit

Est. Total Cost \$442

Prior Years Cost \$175

Future Years Cost \$0

Limits:

Areawide

LRTP Relationship:

Public Transit





Capital Assistance - Passenger Amenity

(Funding in Thousands)

Section 5339 - Transit

Phase	Prior Funds	FY 2019 Funds	FY 2020 Funds	FY 2021 Funds	FY 2022 Funds	FY 2023 Funds	FY 2024 Funds	Future Funds	Total Four-Year Funding Request
ENG	\$0	\$0	\$0	\$0	\$0	\$0	\$0	\$0	\$0
ROW	\$0	\$0	\$0	\$0	\$0	\$0	\$0	\$0	\$0
CON	\$0	\$0	\$0	\$0	\$0	\$0	\$0	\$0	\$0
Transit	\$140	\$140	\$74	\$0	\$0	\$0	\$0	\$0	\$354
MPO	\$0	\$0	\$0	\$0	\$0	\$0	\$0	\$0	\$0
Subtotal	\$140	\$140	\$74	\$0	\$0	\$0	\$0	\$0	\$354

Local Funding - Eastern Panhandle Transit Authority

Phase	Prior Funds	FY 2019 Funds	FY 2020 Funds	FY 2021 Funds	FY 2022 Funds	FY 2023 Funds	FY 2024 Funds	Future Funds	Total Four-Year Funding Request
ENG	\$0	\$0	\$0	\$0	\$0	\$0	\$0	\$0	\$0
ROW	\$0	\$0	\$0	\$0	\$0	\$0	\$0	\$0	\$0
CON	\$0	\$0	\$0	\$0	\$0	\$0	\$0	\$0	\$0
Transit	\$35	\$35	\$18	\$0	\$0	\$0	\$0	\$0	\$88
MPO	\$0	\$0	\$0	\$0	\$0	\$0	\$0	\$0	\$0
Subtotal	\$35	\$35	\$18	\$0	\$0	\$0	\$0	\$0	\$88
Total	\$175	\$175	\$92	\$0	\$0	\$0	\$0	\$0	\$442



EPTA

2019 - 2022 Transportation Improvement Program

Transit

Capital Assistance - ADA Minivans

MPO ID WVT2019-06
Resp. Agency EPTA
Project Category Transit
State West Virginia
CIP or CTP ID(s) n/a

Project Category TIP
Functional Class
County WV Transit
Est. Total Cost \$81
Prior Years Cost \$0
Future Years Cost \$0

Description:
Funding for two ADA minivans

Limits:
Areawide

LRTP Relationship:
Public Transit





Capital Assistance - ADA Minivans

(Funding in Thousands)

Section 5310 - Transit

Phase	Prior Funds	FY 2019 Funds	FY 2020 Funds	FY 2021 Funds	FY 2022 Funds	FY 2023 Funds	FY 2024 Funds	Future Funds	Total Four-Year Funding Request
ENG	\$0	\$0	\$0	\$0	\$0	\$0	\$0	\$0	\$0
ROW	\$0	\$0	\$0	\$0	\$0	\$0	\$0	\$0	\$0
CON	\$0	\$0	\$0	\$0	\$0	\$0	\$0	\$0	\$0
Transit	\$0	\$65	\$0	\$0	\$0	\$0	\$0	\$0	\$65
MPO	\$0	\$0	\$0	\$0	\$0	\$0	\$0	\$0	\$0
Subtotal	\$0	\$65	\$0	\$0	\$0	\$0	\$0	\$0	\$65

Local Funding - Eastern Panhandle Transit Authority

Phase	Prior Funds	FY 2019 Funds	FY 2020 Funds	FY 2021 Funds	FY 2022 Funds	FY 2023 Funds	FY 2024 Funds	Future Funds	Total Four-Year Funding Request
ENG	\$0	\$0	\$0	\$0	\$0	\$0	\$0	\$0	\$0
ROW	\$0	\$0	\$0	\$0	\$0	\$0	\$0	\$0	\$0
CON	\$0	\$0	\$0	\$0	\$0	\$0	\$0	\$0	\$0
Transit	\$0	\$16	\$0	\$0	\$0	\$0	\$0	\$0	\$16
MPO	\$0	\$0	\$0	\$0	\$0	\$0	\$0	\$0	\$0
Subtotal	\$0	\$16	\$0	\$0	\$0	\$0	\$0	\$0	\$16
Total	\$0	\$81	\$0	\$0	\$0	\$0	\$0	\$0	\$81



EPTA

2019 - 2022 Transportation Improvement Program

Transit

Mobility Management Assistance - Section 5310

MPO ID WVT2019-07
Resp. Agency EPTA
Project Category Transit
State West Virginia
CIP or CTP ID(s) n/a

Project Category TIP
Functional Class
County WV Transit
Est. Total Cost \$35
Prior Years Cost \$0
Future Years Cost \$0

Description:

Mobility manager salary for service in Berkeley and Jefferson counties.

Limits:

Areawide

LRTP Relationship:

Public Transit





2019 - 2022 Transportation Improvement Program

Mobility Management Assistance - Section 5310

(Funding in Thousands)

Section 5310 - Transit

Phase	Prior Funds	FY 2019 Funds	FY 2020 Funds	FY 2021 Funds	FY 2022 Funds	FY 2023 Funds	FY 2024 Funds	Future Funds	Total Four-Year Funding Request
ENG	\$0	\$0	\$0	\$0	\$0	\$0	\$0	\$0	\$0
ROW	\$0	\$0	\$0	\$0	\$0	\$0	\$0	\$0	\$0
CON	\$0	\$0	\$0	\$0	\$0	\$0	\$0	\$0	\$0
Transit	\$0	\$35	\$0	\$0	\$0	\$0	\$0	\$0	\$35
MPO	\$0	\$0	\$0	\$0	\$0	\$0	\$0	\$0	\$0
Subtotal	\$0	\$35	\$0	\$0	\$0	\$0	\$0	\$0	\$35
Total	\$0	\$35	\$0	\$0	\$0	\$0	\$0	\$0	\$35



EPTA

2019 - 2022 Transportation Improvement Program

Transit

Section 5339 - Buses and Bus Facilities Infrastructure Investment Program

MPO ID WVT2019-08
Resp. Agency EPTA
Project Category Transit
State West Virginia
CIP or CTP ID(s) n/a

Project Category LRP
Functional Class
County WV Transit
Est. Total Cost \$5,400
Prior Years Cost \$0
Future Years Cost \$0

Description:
Bus Facility Construction

Limits:
Martinsburg

LRTP Relationship:
Public Transit



**2019 - 2022 Transportation Improvement Program****Section 5339 - Buses and Bus Facilities Infrastructure Investment Program**

(Funding in Thousands)

Section 5339 - Transit

Phase	Prior Funds	FY 2019 Funds	FY 2020 Funds	FY 2021 Funds	FY 2022 Funds	FY 2023 Funds	FY 2024 Funds	Future Funds	Total Four-Year Funding Request
ENG	\$0	\$0	\$0	\$0	\$0	\$0	\$0	\$0	\$0
ROW	\$0	\$0	\$0	\$0	\$0	\$0	\$0	\$0	\$0
CON	\$0	\$0	\$0	\$0	\$0	\$0	\$0	\$0	\$0
Transit	\$0	\$0	\$4500	\$0	\$0	\$0	\$0	\$0	\$4,500
MPO	\$0	\$0	\$0	\$0	\$0	\$0	\$0	\$0	\$0
Subtotal	\$0	\$0	\$4500	\$0	\$0	\$0	\$0	\$0	\$4,500

**Section 5339 - Buses and Bus Facilities Infrastructure Investment Program**

(Funding in Thousands)

Local Funding - Eastern Panhandle Transit Authority

Phase	Prior Funds	FY 2019 Funds	FY 2020 Funds	FY 2021 Funds	FY 2022 Funds	FY 2023 Funds	FY 2024 Funds	Future Funds	Total Four-Year Funding Request
ENG	\$0	\$0	\$0	\$0	\$0	\$0	\$0	\$0	\$0
ROW	\$0	\$0	\$0	\$0	\$0	\$0	\$0	\$0	\$0
CON	\$0	\$0	\$0	\$0	\$0	\$0	\$0	\$0	\$0
Transit	\$0	\$0	\$900	\$0	\$0	\$0	\$0	\$0	\$900
MPO	\$0	\$0	\$0	\$0	\$0	\$0	\$0	\$0	\$0
Subtotal	\$0	\$0	\$900	\$0	\$0	\$0	\$0	\$0	\$900
Total	\$0	\$0	\$5400	\$0	\$0	\$0	\$0	\$0	\$5,400



MTA

2019 - 2022 Transportation Improvement Program

Transit

Medium Duty Bus Replacement

MPO ID WT2018-01
Resp. Agency MTA
Project Category Transit
State Maryland
CIP or CTP ID(s) n/a

Project Category TIP
Functional Class
County MD Transit
Est. Total Cost \$2,577
Prior Years Cost \$781
Future Years Cost \$0

Description:
Medium Duty Bus Replacement of 4 buses

Limits:
Areawide

LRTP Relationship:
Public Transit



**Medium Duty Bus Replacement**

(Funding in Thousands)

Section 5307 - Transit

Phase	Prior Funds	FY 2019 Funds	FY 2020 Funds	FY 2021 Funds	FY 2022 Funds	FY 2023 Funds	FY 2024 Funds	Future Funds	Total Four-Year Funding Request
ENG	\$0	\$0	\$0	\$0	\$0	\$0	\$0	\$0	\$0
ROW	\$0	\$0	\$0	\$0	\$0	\$0	\$0	\$0	\$0
CON	\$0	\$0	\$0	\$0	\$0	\$0	\$0	\$0	\$0
Transit	\$521	\$0	\$782	\$0	\$260	\$0	\$0	\$0	\$1,563
MPO	\$0	\$0	\$0	\$0	\$0	\$0	\$0	\$0	\$0
Subtotal	\$521	\$0	\$782	\$0	\$260	\$0	\$0	\$0	\$1,563

Section 5339 - Transit

Phase	Prior Funds	FY 2019 Funds	FY 2020 Funds	FY 2021 Funds	FY 2022 Funds	FY 2023 Funds	FY 2024 Funds	Future Funds	Total Four-Year Funding Request
ENG	\$0	\$0	\$0	\$0	\$0	\$0	\$0	\$0	\$0
ROW	\$0	\$0	\$0	\$0	\$0	\$0	\$0	\$0	\$0
CON	\$0	\$0	\$0	\$0	\$0	\$0	\$0	\$0	\$0
Transit	\$0	\$398	\$0	\$0	\$0	\$0	\$0	\$0	\$398
MPO	\$0	\$0	\$0	\$0	\$0	\$0	\$0	\$0	\$0
Subtotal	\$0	\$398	\$0	\$0	\$0	\$0	\$0	\$0	\$398



Medium Duty Bus Replacement

(Funding in Thousands)

Local Funding - Washington County Transit

Phase	Prior Funds	FY 2019 Funds	FY 2020 Funds	FY 2021 Funds	FY 2022 Funds	FY 2023 Funds	FY 2024 Funds	Future Funds	Total Four-Year Funding Request
ENG	\$0	\$0	\$0	\$0	\$0	\$0	\$0	\$0	\$0
ROW	\$0	\$0	\$0	\$0	\$0	\$0	\$0	\$0	\$0
CON	\$0	\$0	\$0	\$0	\$0	\$0	\$0	\$0	\$0
Transit	\$163	\$49	\$97	\$0	\$32	\$0	\$0	\$0	\$341
MPO	\$0	\$0	\$0	\$0	\$0	\$0	\$0	\$0	\$0
Subtotal	\$163	\$49	\$97	\$0	\$32	\$0	\$0	\$0	\$341

State Funding - Maryland Transit Administration

Phase	Prior Funds	FY 2019 Funds	FY 2020 Funds	FY 2021 Funds	FY 2022 Funds	FY 2023 Funds	FY 2024 Funds	Future Funds	Total Four-Year Funding Request
ENG	\$0	\$0	\$0	\$0	\$0	\$0	\$0	\$0	\$0
ROW	\$0	\$0	\$0	\$0	\$0	\$0	\$0	\$0	\$0
CON	\$0	\$0	\$0	\$0	\$0	\$0	\$0	\$0	\$0
Transit	\$97	\$49	\$97	\$0	\$32	\$0	\$0	\$0	\$275
MPO	\$0	\$0	\$0	\$0	\$0	\$0	\$0	\$0	\$0
Subtotal	\$97	\$49	\$97	\$0	\$32	\$0	\$0	\$0	\$275
Total	\$781	\$496	\$976	\$0	\$324	\$0	\$0	\$0	\$2,577



MTA

2019 - 2022 Transportation Improvement Program

Transit

Operating Assistance - Section 5307

MPO ID WT2019-01.1
Resp. Agency MTA
Project Category Transit
State Maryland
CIP or CTP ID(s) n/a

Project Category TIP
Functional Class NA
County MD Transit
Est. Total Cost \$7,460
Prior Years Cost \$0
Future Years Cost \$0

Description:

Operating assistance for transit services provided by Washington County

Limits:

Areawide

LRTP Relationship:

Public Transit



**Operating Assistance - Section 5307**

(Funding in Thousands)

Section 5307 - Transit

Phase	Prior Funds	FY 2019 Funds	FY 2020 Funds	FY 2021 Funds	FY 2022 Funds	FY 2023 Funds	FY 2024 Funds	Future Funds	Total Four-Year Funding Request
ENG	\$0	\$0	\$0	\$0	\$0	\$0	\$0	\$0	\$0
ROW	\$0	\$0	\$0	\$0	\$0	\$0	\$0	\$0	\$0
CON	\$0	\$0	\$0	\$0	\$0	\$0	\$0	\$0	\$0
Transit	\$0	\$933	\$933	\$933	\$933	\$0	\$0	\$0	\$3,732
MPO	\$0	\$0	\$0	\$0	\$0	\$0	\$0	\$0	\$0
Subtotal	\$0	\$933	\$933	\$933	\$933	\$0	\$0	\$0	\$3,732

Local Funding - Washington County Transit

Phase	Prior Funds	FY 2019 Funds	FY 2020 Funds	FY 2021 Funds	FY 2022 Funds	FY 2023 Funds	FY 2024 Funds	Future Funds	Total Four-Year Funding Request
ENG	\$0	\$0	\$0	\$0	\$0	\$0	\$0	\$0	\$0
ROW	\$0	\$0	\$0	\$0	\$0	\$0	\$0	\$0	\$0
CON	\$0	\$0	\$0	\$0	\$0	\$0	\$0	\$0	\$0
Transit	\$0	\$618	\$618	\$618	\$618	\$0	\$0	\$0	\$2,472
MPO	\$0	\$0	\$0	\$0	\$0	\$0	\$0	\$0	\$0
Subtotal	\$0	\$618	\$618	\$618	\$618	\$0	\$0	\$0	\$2,472



Operating Assistance - Section 5307

(Funding in Thousands)

State Funding - Maryland Transit Administration

Phase	Prior Funds	FY 2019 Funds	FY 2020 Funds	FY 2021 Funds	FY 2022 Funds	FY 2023 Funds	FY 2024 Funds	Future Funds	Total Four-Year Funding Request
ENG	\$0	\$0	\$0	\$0	\$0	\$0	\$0	\$0	\$0
ROW	\$0	\$0	\$0	\$0	\$0	\$0	\$0	\$0	\$0
CON	\$0	\$0	\$0	\$0	\$0	\$0	\$0	\$0	\$0
Transit	\$0	\$314	\$314	\$314	\$314	\$0	\$0	\$0	\$1,256
MPO	\$0	\$0	\$0	\$0	\$0	\$0	\$0	\$0	\$0
Subtotal	\$0	\$314	\$314	\$314	\$314	\$0	\$0	\$0	\$1,256
Total	\$0	\$1865	\$1865	\$1865	\$1865	\$0	\$0	\$0	\$7,460



MTA

2019 - 2022 Transportation Improvement Program

Transit

Capital Assistance - Preventative Maintenance

MPO ID WT2019-02.1

Resp. Agency MTA

Project Category Transit

State Maryland

CIP or CTP ID(s) n/a

Project Category TIP

Functional Class NA

County MD Transit

Est. Total Cost \$1,200

Prior Years Cost \$0

Future Years Cost \$0

Description:

Capital Assistance for Washington County to provide public transit service in the area

Limits:

Areawide

LRTP Relationship:

Public Transit



**2019 - 2022 Transportation Improvement Program****Capital Assistance - Preventative Maintenance**

(Funding in Thousands)

Section 5307 - Transit

Phase	Prior Funds	FY 2019 Funds	FY 2020 Funds	FY 2021 Funds	FY 2022 Funds	FY 2023 Funds	FY 2024 Funds	Future Funds	Total Four-Year Funding Request
ENG	\$0	\$0	\$0	\$0	\$0	\$0	\$0	\$0	\$0
ROW	\$0	\$0	\$0	\$0	\$0	\$0	\$0	\$0	\$0
CON	\$0	\$0	\$0	\$0	\$0	\$0	\$0	\$0	\$0
Transit	\$0	\$240	\$240	\$240	\$240	\$0	\$0	\$0	\$960
MPO	\$0	\$0	\$0	\$0	\$0	\$0	\$0	\$0	\$0
Subtotal	\$0	\$240	\$240	\$240	\$240	\$0	\$0	\$0	\$960



2019 - 2022 Transportation Improvement Program

Capital Assistance - Preventative Maintenance

(Funding in Thousands)

Local Funding - Washington County Transit

Phase	Prior Funds	FY 2019 Funds	FY 2020 Funds	FY 2021 Funds	FY 2022 Funds	FY 2023 Funds	FY 2024 Funds	Future Funds	Total Four-Year Funding Request
ENG	\$0	\$0	\$0	\$0	\$0	\$0	\$0	\$0	\$0
ROW	\$0	\$0	\$0	\$0	\$0	\$0	\$0	\$0	\$0
CON	\$0	\$0	\$0	\$0	\$0	\$0	\$0	\$0	\$0
Transit	\$0	\$30	\$30	\$30	\$30	\$0	\$0	\$0	\$120
MPO	\$0	\$0	\$0	\$0	\$0	\$0	\$0	\$0	\$0
Subtotal	\$0	\$30	\$30	\$30	\$30	\$0	\$0	\$0	\$120

State Funding - Maryland Transit Administration

Phase	Prior Funds	FY 2019 Funds	FY 2020 Funds	FY 2021 Funds	FY 2022 Funds	FY 2023 Funds	FY 2024 Funds	Future Funds	Total Four-Year Funding Request
ENG	\$0	\$0	\$0	\$0	\$0	\$0	\$0	\$0	\$0
ROW	\$0	\$0	\$0	\$0	\$0	\$0	\$0	\$0	\$0
CON	\$0	\$0	\$0	\$0	\$0	\$0	\$0	\$0	\$0
Transit	\$0	\$30	\$30	\$30	\$30	\$0	\$0	\$0	\$120
MPO	\$0	\$0	\$0	\$0	\$0	\$0	\$0	\$0	\$0
Subtotal	\$0	\$30	\$30	\$30	\$30	\$0	\$0	\$0	\$120
Total	\$0	\$300	\$300	\$300	\$300	\$0	\$0	\$0	\$1,200



MTA

2019 - 2022 Transportation Improvement Program

Transit

Capital Assistance - ADP Hardware

MPO ID	WT2019-02.2	Project Category	TIP
Resp. Agency	MTA	Functional Class	NA
Project Category	Transit	County	MD Transit
State	Maryland	Est. Total Cost	\$2
CIP or CTP ID(s)	n/a	Prior Years Cost	\$2
		Future Years Cost	\$0

Description:

Capital Assistance for Washington County to continue to operate public transit service in the area

Limits:

Areawide

LRTP Relationship:

Public Transit



**Capital Assistance - ADP Hardware**

(Funding in Thousands)

Local Funding - Washington County Transit

Phase	Prior Funds	FY 2019 Funds	FY 2020 Funds	FY 2021 Funds	FY 2022 Funds	FY 2023 Funds	FY 2024 Funds	Future Funds	Total Four-Year Funding Request
ENG	\$0	\$0	\$0	\$0	\$0	\$0	\$0	\$0	\$0
ROW	\$0	\$0	\$0	\$0	\$0	\$0	\$0	\$0	\$0
CON	\$0	\$0	\$0	\$0	\$0	\$0	\$0	\$0	\$0
Transit	\$0	\$0	\$0	\$0	\$0	\$0	\$0	\$0	\$0
MPO	\$0	\$0	\$0	\$0	\$0	\$0	\$0	\$0	\$0
Subtotal	\$0	\$0	\$0	\$0	\$0	\$0	\$0	\$0	\$0

Section 5307 - Transit

Phase	Prior Funds	FY 2019 Funds	FY 2020 Funds	FY 2021 Funds	FY 2022 Funds	FY 2023 Funds	FY 2024 Funds	Future Funds	Total Four-Year Funding Request
ENG	\$0	\$0	\$0	\$0	\$0	\$0	\$0	\$0	\$0
ROW	\$0	\$0	\$0	\$0	\$0	\$0	\$0	\$0	\$0
CON	\$0	\$0	\$0	\$0	\$0	\$0	\$0	\$0	\$0
Transit	\$2	\$0	\$0	\$0	\$0	\$0	\$0	\$0	\$2
MPO	\$0	\$0	\$0	\$0	\$0	\$0	\$0	\$0	\$0
Subtotal	\$2	\$0	\$0	\$0	\$0	\$0	\$0	\$0	\$2

**Capital Assistance - ADP Hardware**

(Funding in Thousands)

State Funding - Maryland Transit Administration

Phase	Prior Funds	FY 2019 Funds	FY 2020 Funds	FY 2021 Funds	FY 2022 Funds	FY 2023 Funds	FY 2024 Funds	Future Funds	Total Four-Year Funding Request
ENG	\$0	\$0	\$0	\$0	\$0	\$0	\$0	\$0	\$0
ROW	\$0	\$0	\$0	\$0	\$0	\$0	\$0	\$0	\$0
CON	\$0	\$0	\$0	\$0	\$0	\$0	\$0	\$0	\$0
Transit	\$0	\$0	\$0	\$0	\$0	\$0	\$0	\$0	\$0
MPO	\$0	\$0	\$0	\$0	\$0	\$0	\$0	\$0	\$0
Subtotal	\$0	\$0	\$0	\$0	\$0	\$0	\$0	\$0	\$0
Total	\$2	\$0	\$0	\$0	\$0	\$0	\$0	\$0	\$2



MTA

2019 - 2022 Transportation Improvement Program

Transit

Capital Assistance - Vehicle Lift System

MPO ID	WT2019-02.3	Project Category	TIP
Resp. Agency	MTA	Functional Class	NA
Project Category	Transit	County	MD Transit
State	Maryland	Est. Total Cost	\$135
CIP or CTP ID(s)	n/a	Prior Years Cost	\$45
		Future Years Cost	\$0

Description:

Capital Assistance for Washington County to continue to operate public transit service in the area

Limits:

Areawide

LRTP Relationship:

Public Transit





Capital Assistance - Vehicle Lift System

(Funding in Thousands)

Section 5307 - Transit

Phase	Prior Funds	FY 2019 Funds	FY 2020 Funds	FY 2021 Funds	FY 2022 Funds	FY 2023 Funds	FY 2024 Funds	Future Funds	Total Four-Year Funding Request
ENG	\$0	\$0	\$0	\$0	\$0	\$0	\$0	\$0	\$0
ROW	\$0	\$0	\$0	\$0	\$0	\$0	\$0	\$0	\$0
CON	\$0	\$0	\$0	\$0	\$0	\$0	\$0	\$0	\$0
Transit	\$37	\$37	\$37	\$0	\$0	\$0	\$0	\$0	\$111
MPO	\$0	\$0	\$0	\$0	\$0	\$0	\$0	\$0	\$0
Subtotal	\$37	\$37	\$37	\$0	\$0	\$0	\$0	\$0	\$111

**Capital Assistance - Vehicle Lift System**

(Funding in Thousands)

Local Funding - Washington County Transit

Phase	Prior Funds	FY 2019 Funds	FY 2020 Funds	FY 2021 Funds	FY 2022 Funds	FY 2023 Funds	FY 2024 Funds	Future Funds	Total Four-Year Funding Request
ENG	\$0	\$0	\$0	\$0	\$0	\$0	\$0	\$0	\$0
ROW	\$0	\$0	\$0	\$0	\$0	\$0	\$0	\$0	\$0
CON	\$0	\$0	\$0	\$0	\$0	\$0	\$0	\$0	\$0
Transit	\$4	\$4	\$4	\$0	\$0	\$0	\$0	\$0	\$12
MPO	\$0	\$0	\$0	\$0	\$0	\$0	\$0	\$0	\$0
Subtotal	\$4	\$4	\$4	\$0	\$0	\$0	\$0	\$0	\$12

State Funding - Maryland Transit Administration

Phase	Prior Funds	FY 2019 Funds	FY 2020 Funds	FY 2021 Funds	FY 2022 Funds	FY 2023 Funds	FY 2024 Funds	Future Funds	Total Four-Year Funding Request
ENG	\$0	\$0	\$0	\$0	\$0	\$0	\$0	\$0	\$0
ROW	\$0	\$0	\$0	\$0	\$0	\$0	\$0	\$0	\$0
CON	\$0	\$0	\$0	\$0	\$0	\$0	\$0	\$0	\$0
Transit	\$4	\$4	\$4	\$0	\$0	\$0	\$0	\$0	\$12
MPO	\$0	\$0	\$0	\$0	\$0	\$0	\$0	\$0	\$0
Subtotal	\$4	\$4	\$4	\$0	\$0	\$0	\$0	\$0	\$12
Total	\$45	\$45	\$45	\$0	\$0	\$0	\$0	\$0	\$135



MTA

2019 - 2022 Transportation Improvement Program

Transit

Capital Assistance - Pressure Washer for Bus

MPO ID WT2019-02.4

Resp. Agency MTA

Project Category Transit

State Maryland

CIP or CTP ID(s) n/a

Project Category TIP

Functional Class NA

County MD Transit

Est. Total Cost \$36

Prior Years Cost \$12

Future Years Cost \$0

Description:

Capital Assistance for Washington County to continue to operate public transit service in the area

Limits:

Areawide

LRTP Relationship:

Public Transit





2019 - 2022 Transportation Improvement Program

Capital Assistance - Pressure Washer for Bus

(Funding in Thousands)

Section 5307 - Transit

Phase	Prior Funds	FY 2019 Funds	FY 2020 Funds	FY 2021 Funds	FY 2022 Funds	FY 2023 Funds	FY 2024 Funds	Future Funds	Total Four-Year Funding Request
ENG	\$0	\$0	\$0	\$0	\$0	\$0	\$0	\$0	\$0
ROW	\$0	\$0	\$0	\$0	\$0	\$0	\$0	\$0	\$0
CON	\$0	\$0	\$0	\$0	\$0	\$0	\$0	\$0	\$0
Transit	\$10	\$10	\$10	\$0	\$0	\$0	\$0	\$0	\$30
MPO	\$0	\$0	\$0	\$0	\$0	\$0	\$0	\$0	\$0
Subtotal	\$10	\$10	\$10	\$0	\$0	\$0	\$0	\$0	\$30

Local Funding - Washington County Transit

Phase	Prior Funds	FY 2019 Funds	FY 2020 Funds	FY 2021 Funds	FY 2022 Funds	FY 2023 Funds	FY 2024 Funds	Future Funds	Total Four-Year Funding Request
ENG	\$0	\$0	\$0	\$0	\$0	\$0	\$0	\$0	\$0
ROW	\$0	\$0	\$0	\$0	\$0	\$0	\$0	\$0	\$0
CON	\$0	\$0	\$0	\$0	\$0	\$0	\$0	\$0	\$0
Transit	\$1	\$1	\$1	\$0	\$0	\$0	\$0	\$0	\$3
MPO	\$0	\$0	\$0	\$0	\$0	\$0	\$0	\$0	\$0
Subtotal	\$1	\$1	\$1	\$0	\$0	\$0	\$0	\$0	\$3



2019 - 2022 Transportation Improvement Program

Capital Assistance - Pressure Washer for Bus

(Funding in Thousands)

State Funding - Maryland Transit Administration

Phase	Prior Funds	FY 2019 Funds	FY 2020 Funds	FY 2021 Funds	FY 2022 Funds	FY 2023 Funds	FY 2024 Funds	Future Funds	Total Four-Year Funding Request
ENG	\$0	\$0	\$0	\$0	\$0	\$0	\$0	\$0	\$0
ROW	\$0	\$0	\$0	\$0	\$0	\$0	\$0	\$0	\$0
CON	\$0	\$0	\$0	\$0	\$0	\$0	\$0	\$0	\$0
Transit	\$1	\$1	\$1	\$0	\$0	\$0	\$0	\$0	\$3
MPO	\$0	\$0	\$0	\$0	\$0	\$0	\$0	\$0	\$0
Subtotal	\$1	\$1	\$1	\$0	\$0	\$0	\$0	\$0	\$3
Total	\$12	\$12	\$12	\$0	\$0	\$0	\$0	\$0	\$36



MTA

2019 - 2022 Transportation Improvement Program

Transit

Capital Assistance - Route Match Notification Sys

MPO ID	WT2019-02.5	Project Category	TIP
Resp. Agency	MTA	Functional Class	NA
Project Category	Transit	County	MD Transit
State	Maryland	Est. Total Cost	\$75
CIP or CTP ID(s)	n/a	Prior Years Cost	\$25
		Future Years Cost	\$0

Description:

Capital Assistance for Washington County to continue to operate public transit service in the area

Limits:

Areawide

LRTP Relationship:

Public Transit



**Capital Assistance - Route Match Notification Sys**

(Funding in Thousands)

Section 5307 - Transit

Phase	Prior Funds	FY 2019 Funds	FY 2020 Funds	FY 2021 Funds	FY 2022 Funds	FY 2023 Funds	FY 2024 Funds	Future Funds	Total Four-Year Funding Request
ENG	\$0	\$0	\$0	\$0	\$0	\$0	\$0	\$0	\$0
ROW	\$0	\$0	\$0	\$0	\$0	\$0	\$0	\$0	\$0
CON	\$0	\$0	\$0	\$0	\$0	\$0	\$0	\$0	\$0
Transit	\$21	\$21	\$21	\$0	\$0	\$0	\$0	\$0	\$63
MPO	\$0	\$0	\$0	\$0	\$0	\$0	\$0	\$0	\$0
Subtotal	\$21	\$21	\$21	\$0	\$0	\$0	\$0	\$0	\$63

Local Funding - Washington County Transit

Phase	Prior Funds	FY 2019 Funds	FY 2020 Funds	FY 2021 Funds	FY 2022 Funds	FY 2023 Funds	FY 2024 Funds	Future Funds	Total Four-Year Funding Request
ENG	\$0	\$0	\$0	\$0	\$0	\$0	\$0	\$0	\$0
ROW	\$0	\$0	\$0	\$0	\$0	\$0	\$0	\$0	\$0
CON	\$0	\$0	\$0	\$0	\$0	\$0	\$0	\$0	\$0
Transit	\$2	\$2	\$2	\$0	\$0	\$0	\$0	\$0	\$6
MPO	\$0	\$0	\$0	\$0	\$0	\$0	\$0	\$0	\$0
Subtotal	\$2	\$2	\$2	\$0	\$0	\$0	\$0	\$0	\$6

**Capital Assistance - Route Match Notification Sys**

(Funding in Thousands)

State Funding - Maryland Transit Administration

Phase	Prior Funds	FY 2019 Funds	FY 2020 Funds	FY 2021 Funds	FY 2022 Funds	FY 2023 Funds	FY 2024 Funds	Future Funds	Total Four-Year Funding Request
ENG	\$0	\$0	\$0	\$0	\$0	\$0	\$0	\$0	\$0
ROW	\$0	\$0	\$0	\$0	\$0	\$0	\$0	\$0	\$0
CON	\$0	\$0	\$0	\$0	\$0	\$0	\$0	\$0	\$0
Transit	\$2	\$2	\$2	\$0	\$0	\$0	\$0	\$0	\$6
MPO	\$0	\$0	\$0	\$0	\$0	\$0	\$0	\$0	\$0
Subtotal	\$2	\$2	\$2	\$0	\$0	\$0	\$0	\$0	\$6
Total	\$25	\$25	\$25	\$0	\$0	\$0	\$0	\$0	\$75



MTA

2019 - 2022 Transportation Improvement Program

Transit

Capital Assistance - Fuel Monitoring System

MPO ID	WT2019-02.6	Project Category	TIP
Resp. Agency	MTA	Functional Class	NA
Project Category	Transit	County	MD Transit
State	Maryland	Est. Total Cost	\$42
CIP or CTP ID(s)	n/a	Prior Years Cost	\$14
		Future Years Cost	\$0

Description:

Capital Assistance for Washington County to continue to operate public transit service in the area

Limits:

Areawide

LRTP Relationship:

Public Transit





Capital Assistance - Fuel Monitoring System

(Funding in Thousands)

Section 5307 - Transit

Phase	Prior Funds	FY 2019 Funds	FY 2020 Funds	FY 2021 Funds	FY 2022 Funds	FY 2023 Funds	FY 2024 Funds	Future Funds	Total Four-Year Funding Request
ENG	\$0	\$0	\$0	\$0	\$0	\$0	\$0	\$0	\$0
ROW	\$0	\$0	\$0	\$0	\$0	\$0	\$0	\$0	\$0
CON	\$0	\$0	\$0	\$0	\$0	\$0	\$0	\$0	\$0
Transit	\$12	\$12	\$12	\$0	\$0	\$0	\$0	\$0	\$36
MPO	\$0	\$0	\$0	\$0	\$0	\$0	\$0	\$0	\$0
Subtotal	\$12	\$12	\$12	\$0	\$0	\$0	\$0	\$0	\$36



Capital Assistance - Fuel Monitoring System

(Funding in Thousands)

Local Funding - Washington County Transit

Phase	Prior Funds	FY 2019 Funds	FY 2020 Funds	FY 2021 Funds	FY 2022 Funds	FY 2023 Funds	FY 2024 Funds	Future Funds	Total Four-Year Funding Request
ENG	\$0	\$0	\$0	\$0	\$0	\$0	\$0	\$0	\$0
ROW	\$0	\$0	\$0	\$0	\$0	\$0	\$0	\$0	\$0
CON	\$0	\$0	\$0	\$0	\$0	\$0	\$0	\$0	\$0
Transit	\$1	\$1	\$1	\$0	\$0	\$0	\$0	\$0	\$3
MPO	\$0	\$0	\$0	\$0	\$0	\$0	\$0	\$0	\$0
Subtotal	\$1	\$1	\$1	\$0	\$0	\$0	\$0	\$0	\$3

State Funding - Maryland Transit Administration

Phase	Prior Funds	FY 2019 Funds	FY 2020 Funds	FY 2021 Funds	FY 2022 Funds	FY 2023 Funds	FY 2024 Funds	Future Funds	Total Four-Year Funding Request
ENG	\$0	\$0	\$0	\$0	\$0	\$0	\$0	\$0	\$0
ROW	\$0	\$0	\$0	\$0	\$0	\$0	\$0	\$0	\$0
CON	\$0	\$0	\$0	\$0	\$0	\$0	\$0	\$0	\$0
Transit	\$1	\$1	\$1	\$0	\$0	\$0	\$0	\$0	\$3
MPO	\$0	\$0	\$0	\$0	\$0	\$0	\$0	\$0	\$0
Subtotal	\$1	\$1	\$1	\$0	\$0	\$0	\$0	\$0	\$3
Total	\$14	\$14	\$14	\$0	\$0	\$0	\$0	\$0	\$42



MTA

2019 - 2022 Transportation Improvement Program

Transit

Capital Assistance - Small Paratransit Bus 504

MPO ID	WT2019-02.7	Project Category	TIP
Resp. Agency	MTA	Functional Class	NA
Project Category	Transit	County	MD Transit
State	Maryland	Est. Total Cost	\$218
CIP or CTP ID(s)	n/a	Prior Years Cost	\$72
		Future Years Cost	\$0

Description:

Capital Assistance for Washington County to continue to operate public transit service in the area

Limits:

Areawide

LRTP Relationship:

Public Transit





2019 - 2022 Transportation Improvement Program

Capital Assistance - Small Paratransit Bus 504

(Funding in Thousands)

Section 5307 - Transit

Phase	Prior Funds	FY 2019 Funds	FY 2020 Funds	FY 2021 Funds	FY 2022 Funds	FY 2023 Funds	FY 2024 Funds	Future Funds	Total Four-Year Funding Request
ENG	\$0	\$0	\$0	\$0	\$0	\$0	\$0	\$0	\$0
ROW	\$0	\$0	\$0	\$0	\$0	\$0	\$0	\$0	\$0
CON	\$0	\$0	\$0	\$0	\$0	\$0	\$0	\$0	\$0
Transit	\$58	\$0	\$0	\$60	\$58	\$0	\$0	\$0	\$176
MPO	\$0	\$0	\$0	\$0	\$0	\$0	\$0	\$0	\$0
Subtotal	\$58	\$0	\$0	\$60	\$58	\$0	\$0	\$0	\$176

Local Funding - Washington County Transit

Phase	Prior Funds	FY 2019 Funds	FY 2020 Funds	FY 2021 Funds	FY 2022 Funds	FY 2023 Funds	FY 2024 Funds	Future Funds	Total Four-Year Funding Request
ENG	\$0	\$0	\$0	\$0	\$0	\$0	\$0	\$0	\$0
ROW	\$0	\$0	\$0	\$0	\$0	\$0	\$0	\$0	\$0
CON	\$0	\$0	\$0	\$0	\$0	\$0	\$0	\$0	\$0
Transit	\$7	\$0	\$0	\$7	\$7	\$0	\$0	\$0	\$21
MPO	\$0	\$0	\$0	\$0	\$0	\$0	\$0	\$0	\$0
Subtotal	\$7	\$0	\$0	\$7	\$7	\$0	\$0	\$0	\$21



2019 - 2022 Transportation Improvement Program

Capital Assistance - Small Paratransit Bus 504

(Funding in Thousands)

State Funding - Maryland Transit Administration

Phase	Prior Funds	FY 2019 Funds	FY 2020 Funds	FY 2021 Funds	FY 2022 Funds	FY 2023 Funds	FY 2024 Funds	Future Funds	Total Four-Year Funding Request
ENG	\$0	\$0	\$0	\$0	\$0	\$0	\$0	\$0	\$0
ROW	\$0	\$0	\$0	\$0	\$0	\$0	\$0	\$0	\$0
CON	\$0	\$0	\$0	\$0	\$0	\$0	\$0	\$0	\$0
Transit	\$7	\$0	\$0	\$7	\$7	\$0	\$0	\$0	\$21
MPO	\$0	\$0	\$0	\$0	\$0	\$0	\$0	\$0	\$0
Subtotal	\$7	\$0	\$0	\$7	\$7	\$0	\$0	\$0	\$21
Total	\$72	\$0	\$0	\$74	\$72	\$0	\$0	\$0	\$218



MTA

2019 - 2022 Transportation Improvement Program

Transit

Capital Assistance - Section 5339

MPO ID	WT2019-03.1	Project Category	TIP
Resp. Agency	MTA	Functional Class	NA
Project Category	Transit	County	MD Transit
State	Maryland	Est. Total Cost	\$210
CIP or CTP ID(s)	n/a	Prior Years Cost	\$140
		Future Years Cost	\$0

Description:

Capital Assistance to allow Washington County to operate public transit services in the area

Limits:

Areawide

LRTP Relationship:

Public Transit





Capital Assistance - Section 5339

(Funding in Thousands)

Section 5339 - Transit

Phase	Prior Funds	FY 2019 Funds	FY 2020 Funds	FY 2021 Funds	FY 2022 Funds	FY 2023 Funds	FY 2024 Funds	Future Funds	Total Four-Year Funding Request
ENG	\$0	\$0	\$0	\$0	\$0	\$0	\$0	\$0	\$0
ROW	\$0	\$0	\$0	\$0	\$0	\$0	\$0	\$0	\$0
CON	\$0	\$0	\$0	\$0	\$0	\$0	\$0	\$0	\$0
Transit	\$112	\$56	\$0	\$0	\$0	\$0	\$0	\$0	\$168
MPO	\$0	\$0	\$0	\$0	\$0	\$0	\$0	\$0	\$0
Subtotal	\$112	\$56	\$0	\$0	\$0	\$0	\$0	\$0	\$168



Capital Assistance - Section 5339

(Funding in Thousands)

Local Funding - Washington County Transit

Phase	Prior Funds	FY 2019 Funds	FY 2020 Funds	FY 2021 Funds	FY 2022 Funds	FY 2023 Funds	FY 2024 Funds	Future Funds	Total Four-Year Funding Request
ENG	\$0	\$0	\$0	\$0	\$0	\$0	\$0	\$0	\$0
ROW	\$0	\$0	\$0	\$0	\$0	\$0	\$0	\$0	\$0
CON	\$0	\$0	\$0	\$0	\$0	\$0	\$0	\$0	\$0
Transit	\$14	\$7	\$0	\$0	\$0	\$0	\$0	\$0	\$21
MPO	\$0	\$0	\$0	\$0	\$0	\$0	\$0	\$0	\$0
Subtotal	\$14	\$7	\$0	\$0	\$0	\$0	\$0	\$0	\$21

State Funding - Maryland Transit Administration

Phase	Prior Funds	FY 2019 Funds	FY 2020 Funds	FY 2021 Funds	FY 2022 Funds	FY 2023 Funds	FY 2024 Funds	Future Funds	Total Four-Year Funding Request
ENG	\$0	\$0	\$0	\$0	\$0	\$0	\$0	\$0	\$0
ROW	\$0	\$0	\$0	\$0	\$0	\$0	\$0	\$0	\$0
CON	\$0	\$0	\$0	\$0	\$0	\$0	\$0	\$0	\$0
Transit	\$14	\$7	\$0	\$0	\$0	\$0	\$0	\$0	\$21
MPO	\$0	\$0	\$0	\$0	\$0	\$0	\$0	\$0	\$0
Subtotal	\$14	\$7	\$0	\$0	\$0	\$0	\$0	\$0	\$21
Total	\$140	\$70	\$0	\$0	\$0	\$0	\$0	\$0	\$210



MTA

2019 - 2022 Transportation Improvement Program

Transit

5310 Capital & Operating - Preventative Maint.

MPO ID WT2019-04.1
Resp. Agency MTA
Project Category Transit
State Maryland
CIP or CTP ID(s) n/a

Project Category TIP
Functional Class NA
County MD Transit
Est. Total Cost \$139
Prior Years Cost \$49
Future Years Cost \$0

Description:

Capital and Operating assistance for elderly and disabled transit services

Limits:

Areawide

LRTP Relationship:

Public Transit





2019 - 2022 Transportation Improvement Program

5310 Capital & Operating - Preventative Maint.

(Funding in Thousands)

Section 5310 - Transit

Phase	Prior Funds	FY 2019 Funds	FY 2020 Funds	FY 2021 Funds	FY 2022 Funds	FY 2023 Funds	FY 2024 Funds	Future Funds	Total Four-Year Funding Request
ENG	\$0	\$0	\$0	\$0	\$0	\$0	\$0	\$0	\$0
ROW	\$0	\$0	\$0	\$0	\$0	\$0	\$0	\$0	\$0
CON	\$0	\$0	\$0	\$0	\$0	\$0	\$0	\$0	\$0
Transit	\$39	\$36	\$0	\$36	\$0	\$0	\$0	\$0	\$111
MPO	\$0	\$0	\$0	\$0	\$0	\$0	\$0	\$0	\$0
Subtotal	\$39	\$36	\$0	\$36	\$0	\$0	\$0	\$0	\$111



2019 - 2022 Transportation Improvement Program

5310 Capital & Operating - Preventative Maint.

(Funding in Thousands)

Local Funding - Washington County Transit

Phase	Prior Funds	FY 2019 Funds	FY 2020 Funds	FY 2021 Funds	FY 2022 Funds	FY 2023 Funds	FY 2024 Funds	Future Funds	Total Four-Year Funding Request
ENG	\$0	\$0	\$0	\$0	\$0	\$0	\$0	\$0	\$0
ROW	\$0	\$0	\$0	\$0	\$0	\$0	\$0	\$0	\$0
CON	\$0	\$0	\$0	\$0	\$0	\$0	\$0	\$0	\$0
Transit	\$10	\$9	\$0	\$9	\$0	\$0	\$0	\$0	\$28
MPO	\$0	\$0	\$0	\$0	\$0	\$0	\$0	\$0	\$0
Subtotal	\$10	\$9	\$0	\$9	\$0	\$0	\$0	\$0	\$28
Total	\$49	\$45	\$0	\$45	\$0	\$0	\$0	\$0	\$139



MTA

2019 - 2022 Transportation Improvement Program

Transit

5310 Capital & Operating - Small Bus Replace

MPO ID WT2019-04.2
Resp. Agency MTA
Project Category Transit
State Maryland
CIP or CTP ID(s) n/a

Project Category TIP
Functional Class NA
County MD Transit
Est. Total Cost \$799
Prior Years Cost \$256
Future Years Cost \$0

Description:

Capital and Operating assistance for elderly and disabled transit services

Limits:

Areawide

LRTP Relationship:

Public Transit





2019 - 2022 Transportation Improvement Program

5310 Capital & Operating - Small Bus Replace

(Funding in Thousands)

Section 5310 - Transit

Phase	Prior Funds	FY 2019 Funds	FY 2020 Funds	FY 2021 Funds	FY 2022 Funds	FY 2023 Funds	FY 2024 Funds	Future Funds	Total Four-Year Funding Request
ENG	\$0	\$0	\$0	\$0	\$0	\$0	\$0	\$0	\$0
ROW	\$0	\$0	\$0	\$0	\$0	\$0	\$0	\$0	\$0
CON	\$0	\$0	\$0	\$0	\$0	\$0	\$0	\$0	\$0
Transit	\$256	\$192	\$0	\$192	\$0	\$0	\$0	\$0	\$640
MPO	\$0	\$0	\$0	\$0	\$0	\$0	\$0	\$0	\$0
Subtotal	\$256	\$192	\$0	\$192	\$0	\$0	\$0	\$0	\$640



2019 - 2022 Transportation Improvement Program

5310 Capital & Operating - Small Bus Replace

(Funding in Thousands)

Local Funding - Washington County Transit

Phase	Prior Funds	FY 2019 Funds	FY 2020 Funds	FY 2021 Funds	FY 2022 Funds	FY 2023 Funds	FY 2024 Funds	Future Funds	Total Four-Year Funding Request
ENG	\$0	\$0	\$0	\$0	\$0	\$0	\$0	\$0	\$0
ROW	\$0	\$0	\$0	\$0	\$0	\$0	\$0	\$0	\$0
CON	\$0	\$0	\$0	\$0	\$0	\$0	\$0	\$0	\$0
Transit	\$0	\$111	\$0	\$48	\$0	\$0	\$0	\$0	\$159
MPO	\$0	\$0	\$0	\$0	\$0	\$0	\$0	\$0	\$0
Subtotal	\$0	\$111	\$0	\$48	\$0	\$0	\$0	\$0	\$159

State Funding - Maryland Transit Administration

Phase	Prior Funds	FY 2019 Funds	FY 2020 Funds	FY 2021 Funds	FY 2022 Funds	FY 2023 Funds	FY 2024 Funds	Future Funds	Total Four-Year Funding Request
ENG	\$0	\$0	\$0	\$0	\$0	\$0	\$0	\$0	\$0
ROW	\$0	\$0	\$0	\$0	\$0	\$0	\$0	\$0	\$0
CON	\$0	\$0	\$0	\$0	\$0	\$0	\$0	\$0	\$0
Transit	\$0	\$0	\$0	\$0	\$0	\$0	\$0	\$0	\$0
MPO	\$0	\$0	\$0	\$0	\$0	\$0	\$0	\$0	\$0
Subtotal	\$0	\$0	\$0	\$0	\$0	\$0	\$0	\$0	\$0
Total	\$256	\$303	\$0	\$240	\$0	\$0	\$0	\$0	\$799



MTA

2019 - 2022 Transportation Improvement Program

Transit

5310 Capital & Operating - Mobility Mgmt.

MPO ID WT2019-04.3
Resp. Agency MTA
Project Category Transit
State Maryland
CIP or CTP ID(s) n/a

Project Category TIP
Functional Class NA
County MD Transit
Est. Total Cost \$310
Prior Years Cost \$110
Future Years Cost \$0

Description:

Capital and Operating assistance for elderly and disabled transit services

Limits:

Areawide

LRTP Relationship:

Public Transit





5310 Capital & Operating - Mobility Mgmt.

(Funding in Thousands)

Section 5310 - Transit

Phase	Prior Funds	FY 2019 Funds	FY 2020 Funds	FY 2021 Funds	FY 2022 Funds	FY 2023 Funds	FY 2024 Funds	Future Funds	Total Four-Year Funding Request
ENG	\$0	\$0	\$0	\$0	\$0	\$0	\$0	\$0	\$0
ROW	\$0	\$0	\$0	\$0	\$0	\$0	\$0	\$0	\$0
CON	\$0	\$0	\$0	\$0	\$0	\$0	\$0	\$0	\$0
Transit	\$88	\$80	\$0	\$80	\$0	\$0	\$0	\$0	\$248
MPO	\$0	\$0	\$0	\$0	\$0	\$0	\$0	\$0	\$0
Subtotal	\$88	\$80	\$0	\$80	\$0	\$0	\$0	\$0	\$248

Local Funding - Washington County Transit

Phase	Prior Funds	FY 2019 Funds	FY 2020 Funds	FY 2021 Funds	FY 2022 Funds	FY 2023 Funds	FY 2024 Funds	Future Funds	Total Four-Year Funding Request
ENG	\$0	\$0	\$0	\$0	\$0	\$0	\$0	\$0	\$0
ROW	\$0	\$0	\$0	\$0	\$0	\$0	\$0	\$0	\$0
CON	\$0	\$0	\$0	\$0	\$0	\$0	\$0	\$0	\$0
Transit	\$22	\$20	\$0	\$20	\$0	\$0	\$0	\$0	\$62
MPO	\$0	\$0	\$0	\$0	\$0	\$0	\$0	\$0	\$0
Subtotal	\$22	\$20	\$0	\$20	\$0	\$0	\$0	\$0	\$62
Total	\$110	\$100	\$0	\$100	\$0	\$0	\$0	\$0	\$310



MTA

2019 - 2022 Transportation Improvement Program

Transit

Section 5310 - Operating

MPO ID WT2019-04.4

Resp. Agency MTA

Project Category Transit

State Maryland

CIP or CTP ID(s) n/a

Description:

Capital and Operating assistance to enhance services for elderly and disabled

Project Category TIP

Functional Class NA

County MD Transit

Est. Total Cost \$2,320

Prior Years Cost \$508

Future Years Cost \$0

Limits:

Areawide

LRTP Relationship:

Public Transit





Section 5310 - Operating

(Funding in Thousands)

Section 5310 - Transit

Phase	Prior Funds	FY 2019 Funds	FY 2020 Funds	FY 2021 Funds	FY 2022 Funds	FY 2023 Funds	FY 2024 Funds	Future Funds	Total Four-Year Funding Request
ENG	\$0	\$0	\$0	\$0	\$0	\$0	\$0	\$0	\$0
ROW	\$0	\$0	\$0	\$0	\$0	\$0	\$0	\$0	\$0
CON	\$0	\$0	\$0	\$0	\$0	\$0	\$0	\$0	\$0
Transit	\$254	\$453	\$0	\$453	\$0	\$0	\$0	\$0	\$1,160
MPO	\$0	\$0	\$0	\$0	\$0	\$0	\$0	\$0	\$0
Subtotal	\$254	\$453	\$0	\$453	\$0	\$0	\$0	\$0	\$1,160

Local Funding - Washington County Transit

Phase	Prior Funds	FY 2019 Funds	FY 2020 Funds	FY 2021 Funds	FY 2022 Funds	FY 2023 Funds	FY 2024 Funds	Future Funds	Total Four-Year Funding Request
ENG	\$0	\$0	\$0	\$0	\$0	\$0	\$0	\$0	\$0
ROW	\$0	\$0	\$0	\$0	\$0	\$0	\$0	\$0	\$0
CON	\$0	\$0	\$0	\$0	\$0	\$0	\$0	\$0	\$0
Transit	\$254	\$453	\$0	\$453	\$0	\$0	\$0	\$0	\$1,160
MPO	\$0	\$0	\$0	\$0	\$0	\$0	\$0	\$0	\$0
Subtotal	\$254	\$453	\$0	\$453	\$0	\$0	\$0	\$0	\$1,160
Total	\$508	\$906	\$0	\$906	\$0	\$0	\$0	\$0	\$2,320