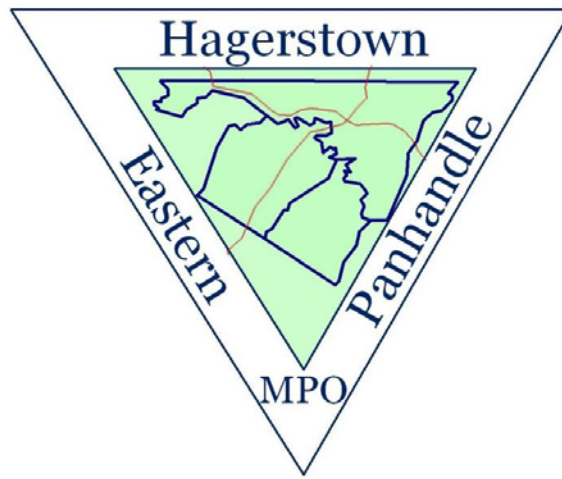


FY 2019-2022 TRANSPORTATION IMPROVEMENT PROGRAM



Hagerstown/Eastern Panhandle Metropolitan Planning Organization

33 West Washington Street, Suite 402
Hagerstown, MD 21740

Phone: (240) 313-2080

Fax: (240) 313-2084

Website: www.hepmpo.net

Email: info@hepmpo.net

Adopted:

April 11, 2018

Revised:

May 16, 2018

July 2, 2018 (Administrative - EPTA)

July 6, 2018 (Administrative - WVDOT)

TABLE OF CONTENTS

<u>Section</u>	<u>Page No.</u>
Section 1 - Introduction	1-1
Section 2 - Glossary of Abbreviation.....	2-1
Section 3 - Maryland Portion	
Section 3.0 - Maryland Project Selection Process.....	3-1
Section 3.1 - Maryland Transportation Projects.....	3-1
Section 3.2 - Financial Plan.....	3-1
Section 3.3 - Public Transportation Programs.....	3-2
Section 3.4 - Prior Year Obligated Projects	3-2
Section 3.5 – Federal Aid Highway System Projects.....	3-3
Section 3.6 – Projects between Funding Stages.....	3-4
Section 3.7 - Washington County Highway Projects	3-5
Section 3.8 - Washington County Transit Projects	3-12
Section 4 - West Virginia Portion	
Section 4.0 - West Virginia Selection Process	4-1
Section 4.1 - West Virginia Transportation Projects.....	4-1
Section 4.2 - Financial Plan.....	4-1
Section 4.3 - Public Transportation Programs.....	4-2
Section 4.4 - Prior Year Obligated Projects	4-3
Section 4.5 - Berkeley County Highway Projects	4-4
Section 4.6 - Jefferson County Highway Projects.....	4-10
Section 4.7 - West Virginia Areawide Highway Projects	4-14
Section 4.8 – West Virginia Transit Projects	4-15
Section 5 - Pennsylvania Portion	
Section 5.0 - Franklin County MPO.....	5-1
Section 6 - Transportation Conformity	
Section 6.0 - Background of Transportation Conformity.....	6-2
Section 6.1 - HEPMPO Attainment Status.....	6-2
Section 6.2 - Conformity Determination Process & Findings.....	6-3
Section 6.3 – Other Non-Federal Regionally Significant Projects.....	6-3
Section 7 – Performance Measures	
Section 7.0 – Transit Asset Management	7-1
Section 7.1 – Safety Performance Management.....	7-3
Section 7.2 – Pavement and Bridge Condition PMs	7-4
Section 7.3 – System Performance / Freight / CMAQ PMs.....	7-5
Section 8 - Administration	
Section 8.0 – Public Participation Process	8-1
Section 8.1 – Title VI Assurance Statement.....	8-1
Section 8.2 – Administration.....	8-1
Section 9 - Appendices	
Appendix A - HEPMPO Self-Certification.....	9-1

Appendix B - FY 2019-2022 TIP Adoption Resolution9-8

Appendix C – Memorandums of Understanding and Planning Agreements ...9-12

Appendix D - Performance Measure Resolutions9-22

Appendix E - Public Participation Documentation9-27

Appendix F – Individual Highway Project Sheets9-35

Appendix G – Individual Transit Project Sheets9-40

SECTION 1

INTRODUCTION

Section 1.0 Introduction

The Transportation Improvement Program, or TIP, is a short range program of projects, usually 2-4 years and is a prerequisite for federal funding assistance for implementing transportation projects in a metropolitan planning area. The TIP includes highway, public transportation, and other surface transportation projects. It may also include aviation and waterway projects as applicable to a particular region. As stated in the Code of Federal Regulations (CFR) Title 49 Part 1410.324, the designated Metropolitan Planning Organization (MPO) is responsible for advancing the TIP in a metropolitan planning area. The Hagerstown-Eastern Panhandle Metropolitan Planning Organization is the designated MPO (HEPMPO) for the Hagerstown (Martinsburg), MD-WV-PA Urbanized Area. In urbanized areas less than 200,000 population (such as the HEPMPO), the MPO develops the transportation program in cooperation with each affected State Highway Agency and any involved public transit operator. By rule, the HEPMPO Interstate Council first adopts the transportation program followed by approval and inclusion into the respective State Transportation Improvement Programs for Maryland and West Virginia. This inclusion follows approval by the appropriate Governor's office.

In July 2012 the President of the United States signed into law a new transportation planning bill known as Moving Ahead for Progress in the 21st Century Act (MAP-21). MAP-21 established new provisions to the metropolitan planning process that are designed to establish a transparent accountable, decision making framework for the MPO to identify multi-modal capital investment and project priorities. In December 2015, the Fixing America's Surface Transportation act (FAST) was passed which continues new performance based planning and programming (PBPP) initiatives for metropolitan transportation planning introduced in MAP-21. Currently, the Federal Highway Administration is in the process of drafting guidance documents for the MPOs. According to the law, once the guidance documents have been released by FHWA, the State Departments of Transportation will have twelve (12) months to develop performance measures and statewide targets. Once the State DOTs have completed their work, the MPOs then have an additional six (6) months to integrate region-specific performance measures and targets into planning documents.

The TIP must be a fiscally balanced listing of projects and must list how each project sponsor plans to implement the project over the next four years. Additionally, the TIP indicates all available public and private revenues and/or resources expected to finance the program including any or all-innovative fiscal techniques to carry out the program. However, if additional or alternate financial resources not initially identified in the TIP become available at a future date, the HEPMPO may adopt a revision to include other projects or funding strategies. Finally, if funding becomes available in the current fiscal year for a project listed in the program's subsequent years, that project can be advanced (that is, moved forward into the current fiscal year fund cycle) without an amendment or revision with written concurrence from the HEPMPO.

Federal legislation requires the TIP be available for public input and review in draft form before formal adoption by the MPO. In response, the HEPMPO Interstate Council has an adopted Public Participation Plan that includes a variety of strategies to engage local constituency such as newspaper publications, e-mail notifications, and visualization techniques (e.g. maps, aerial photography, pictures, or simplified plans depicting a program of projects).

Further, legislation defines the TIP as a short-range four-year priority listing of local, state, and federal projects and strategies consistent with the goals and objectives established in the metropolitan area's Long Range Transportation Plan (LRTP). As is common transportation planning practice, the HEPMPO develops its LRTP through a continuing, cooperative, and comprehensive process (referred to as the 3-C Planning Process). The LRTP considers an intermodal transportation system comprised of two distinct elements: highways and non-highways facilities. The highway element incorporates the preservation, safety, and aesthetic enhancements, of bridges, highways, and streets as well as any new construction projects that are funded in part with federal funds or that projects that are determined to be regionally significant for air quality conformity reasons. The non-highway component includes public transit services and bicycle and pedestrian facilities.

The FY 2019-2022 Transportation Improvement Program (TIP) for the Hagerstown/Eastern Panhandle Metropolitan Planning Organization (HEPMPO) includes projects and improvements for which implementation is anticipated in the next four-year period. Projects programmed in the two years following the official four-year TIP are shown for informational purposes only. The primary interest of the TIP is the current FY projects. Programming of funding for projects is based on a July 1 fiscal year start date. Counties within the HEPMPO area for which projects have been identified in the FY 2019-2022 TIP include: Washington County, MD; Berkeley County, WV and Jefferson County, WV.

Previous legislation regarding metropolitan transportation planning required that the MPO make a conformity determination on any new or amended TIP. However, effective October 24, 2016, the 1997 Primary Annual PM-2.5 National Ambient Air Quality Standards (NAAQS) was revoked in attainment and maintenance areas (see 81 FR 58009). Presently, all three counties in the HEPMPO region are in attainment. Therefore, conformity analysis for the FY 2019-2022 TIP was not required.

While the TIP is primarily intended to identify federally funded projects, regulations also require the identification of regionally significant projects, even if they are funded without federal assistance. Any non-federally funded projects meeting the regional significant criteria have been identified and included in the TIP in Section 6.3.

The following agencies were provided opportunities for input into the development of this document: The West Virginia DOT (WVDOT), Maryland DOT (MDOT), Maryland Transit Administration (MTA), Maryland State Highway Association (SHA), Pennsylvania DOT (Penn DOT), Maryland and WV Federal Highways, the Federal Transit Administration, Washington County Commuter, the Eastern Panhandle Transit Authority (EPTA) and local governments. Other interested parties have been provided opportunity to provide input through HEPMPO's public comment process.

****Disclaimer**** *“The mapping products in this document are for informational purposes and may not have been prepared for, or be suitable for legal, engineering, or surveying purposes. Users of this information should review or consult the primary data and information sources to ascertain the usability of the information.”*

SECTION 2

GLOSSARY OF ABBREVIATIONS

Section 2.0 – Glossary of Abbreviations

Agencies (Transportation):

Federal	FHWA	Federal Highway Administration
	FTA	Federal Transit Administration
	EPA	Environmental Protection Agency
State	MDOT	Maryland Department of Transportation
	MDE	Maryland Department of the Environment
	MTA	Maryland Transit Administration
	SHA	Maryland State Highway Administration
	PennDOT	Pennsylvania Department of Transportation
	WVDOH	West Virginia Department of Highways
	WVDOT	West Virginia Department of Transportation
	WVDPT	West Virginia Department of Public Transit
	WVDEP	West Virginia Department of Environmental Protection
Local	FCMPO	Franklin County Metropolitan Planning Organization
	HEPMPO	Hagerstown/Eastern Panhandle Metropolitan Planning Organization
	AQAC	Air Quality Advisory Committee
	ISC	Interstate Council
	LRTP	Long Range Transportation Plan
	TAC	Technical Advisory Committee
Transit	EPTA	Eastern Panhandle Transit Authority
	WCT	Washington County Transit

Federal Funding Types & Other

AC	Advanced Construction
ADA	Americans with Disabilities Act
BR	Bridge Replacement
BH	Bridge Rehabilitation
CAA	Clean Air Act
CMAQ	Congestion Management & Air Quality
DPC	Demonstration Project Congestion Relief
DPI	TEA 21 High Priority Project
-E	Following Another Funding Type Indicates Enhancement Funds
EAC	Early Action Compact
EB	Equity Bonus
EMRK	Earmark Funding
FA	Federal Aid
HSIP	Highway Safety Improvement Program
HUBT	Highway Bill - Unobligated Balance Transfer

IM	Interstate Maintenance
JARC	Job Access and Reverse Commute
LEP	Limited English Proficiency
MA	Minimum Allocation
NAAQS	National Ambient Air Quality Standards
NCPD	National Corridor Planning and Development
NH	National Highway System
NHPP	National Highway Performance Program
NHST	National Highway System & Surface Transportation Program
NRT	National Recreation Trail
RTP	Recreational Trails Program
RR/HWY	Railroad/Highway Program
SB	Scenic Byway
STBG	Surface Transportation Block Grant
STIP	State Transportation Improvement Program
STP	Surface Transportation Program
SRTS	Safe Routes to School
TAP	Transportation Alternatives Program
TIP	Transportation Improvement Program
Section 5307	FTA Urbanized Area Formula Program
Section 5309	FTA Capital Program
Section 5310	FTA Enhanced Mobility of Seniors and Individuals with Disabilities
Section 5339	FTA Buses and Bus Facilities Grants Program
TCSP	Transportation, Community, and System Preservation Program

Highway Route Designations:

CR	County Route
I, IR	Interstate Route
SR	State Route (also WV or MD)
US	United States Route

Phase of Work:

PP	Project Planning
PE or ENG	Project Engineering, Design
R/W or ROW	Right of Way
CON	Construction

Other:

ARRA	American Recovery and Reinvestment Act
FAST	Fixing America's Surface Transportation Act
FY	Fiscal Year
I/C	Interchange

I/S	Intersection
MAP-21	Moving Ahead for Progress in the 21 st Century
N/A	Not Applicable
OP	Overpass
SAFETEA-LU	Safe, Accountable, Flexible, Efficient Transportation Equity Act: A Legacy for Users
TAM	Transit Asset Management
TPM	Transportation Performance Measure
TEA	Transportation Enhancement Act

SECTION 3

MARYLAND PORTION

Section 3.0 Maryland Project Selection Process

The Maryland Department of Transportation (MDOT) manages metropolitan and rural area projects programmed in the TIP for Washington County. The MDOT has the authority to obligate federal transportation funding for eligible projects. The MDOT selects projects and provide project information and detail to HEPMPO for MPO consideration and inclusion in the regions TIP. The HEPMPO then works with the local government officials, organizations, special interests and the general public to develop the local TIP through a metropolitan area planning process that is coordinated, cooperative and comprehensive (3C Planning Process).

Project priorities have remained consistent over the last several TIP cycles. Focus has been primarily on system maintenance and preservation. Expansion projects have been limited due to financial constraints.

Section 3.1 Maryland Transportation Projects

There are projects in the Washington County portion of the TIP are identified and proposed by the MDOT. These projects are developed and presented by MDOT and MDOT has the final responsibility for selecting, financing, and managing all projects. The HEPMPO planning activities in cooperation with the local governments may help to provide supporting documentation for the transportation projects programmed. There have not been any significant delays in implementing any major projects contained within this TIP.

Section 3.2 Financial Plan

Federal transportation regulations require the HEPMPO to develop a fiscally balanced metropolitan TIP. Funding sources and cost estimates for professional engineering, right of way acquisition, and construction for programmed projects found in the first two years of the TIP cannot exceed anticipated federal, state, and local resources. Since the regulations do not classify the Hagerstown (Martinsburg) MD-WV-PA as a Transportation Management Area (TMA), an area with a population greater than 200,000, the MDOT must demonstrate financial constraint for each project programmed in the TIP for Washington County in Maryland. The financial considerations are conducted as part of the development of the STIP.

Table 3-1
MD DOT Federal Fund Obligations and Financial Summary
(Funding shown in thousands)
(FY 2023 and 2024 are shown for information)

Funding Source	Prior Encumbrance	FY 2019	FY 2020	FY 2021	FY 2022	FY 2023	FY 2024	Totals
Appalachian Regional Council (ARC)	\$4,620.30	\$3,000.00	\$3,000.00					\$10,620.30
Federal Earmark	\$444.60							\$444.60
Federal Aid	\$7,085.50	\$848.00	\$1,253.00	\$704.00	\$800.00	\$2,035.00		\$12,725.50
Federal (may include NHPP, STP, TAP, others)		\$40,360.00	\$26,240.00	\$24,240.00	\$24,240.00			\$115,080.00
High Priority (HP)	\$1,510.00	\$755.00	\$755.00	\$755.00	\$126.00			\$3,901.00
National Highway Performance Program (NHPP)	\$27,176.00	\$12,946.00	\$8,706.00					\$48,828.00
National Park Service (NPS)	\$1,112.00							\$1,112.00
State Transportation Program - 100% (STP-E)	\$1,115.00							\$1,115.00
Federal Subtotal	\$43,063.40	\$57,909.00	\$39,954.00	\$25,699.00	\$25,166.00	\$2,035.00	\$0.00	\$193,826.40
State Match	\$30,611.00	\$15,073.00	\$9,981.00	\$6,273.00	\$6,094.00			\$68,032.00
Local Match	\$13,277.90	\$3,038.00	\$4,686.00	\$875.00	\$1,300.00	\$565.00		\$23,741.90
Grand Totals	\$86,952.30	\$76,020.00	\$54,621.00	\$32,847.00	\$32,560.00	\$2,600.00	\$0.00	\$285,600.30

Section 3.3 Public Transportation Programs

Washington County Transit, also known as County Commuter, is the program manager for FTA §5307 Urbanized Formula funds for public transportation in Hagerstown, MD. Washington County, MD is the official recipient of the FTA funding and then, by agreement sub-allocates the federal funds to the County Commuter. In turn, the County Commuter provides public transit services for the City and eligible surrounding areas. The County Commuter recovers 50% of its operating costs less fare revenues and 80% of its capital improvement and preventive maintenance expenses as well as planning expenditures from FTA. Washington County then provides the County Commuter with cash funds and in-kind services for the remaining expenses as required for local match of the FTA program. With the cooperation of the Maryland Transit Administration, the County Commuter also receives funding for qualifying projects through the FTA §5309 Statewide Grant Program. In the past, the MTA has assisted the County Commuter with matching funds for capital improvements such as vehicle maintenance and replacements under the FTA §5309 Program.

Table 3-2
MTA Federal Fund Obligations and Financial Summary
(Funding shown in thousands)
(FY 2023 and 2024 are shown for information)

Funding Source	Prior Encumbrance	FY 2019	FY 2020	FY 2021	FY 2022	FY 2023	FY 2024	Totals
Section 5307	\$912.80	\$1,255.60	\$2,038.20	\$1,233.50	\$1,493.20			\$6,933.30
Section 5310	\$639.30	\$761.70		\$761.70				\$2,162.70
Section 5339	\$634.00	\$56.10						\$690.10
Federal Subtotal	\$2,186.10	\$2,073.40	\$2,038.20	\$1,995.20	\$1,493.20	\$0.00	\$0.00	\$9,786.10
State Match	\$161.60	\$362.10	\$452.90	\$352.30	\$384.70			\$1,713.60
Local Match	\$575.70	\$1,196.30	\$756.80	\$1,186.40	\$688.60			\$4,403.80
Grand Totals	\$2,923.40	\$3,631.80	\$3,247.90	\$3,533.90	\$2,566.50	\$0.00	\$0.00	\$15,903.50

Section 3.4 Prior Year Obligated Projects

Listed below are Maryland Highway and Transit projects outlined in previous TIP years that have received financial obligation between July 1, 2016 and June 30, 2018:

MPO ID	Project Description	Year of Obligation	Total Cost (in thousands)
Highways			
W2014-09	I-81 Phase 1 Reconstruction (Potomac River Bridges)	FY 2017	\$12,133.2
W2016-02	I-81 SB Resurfacing & Auxiliary Lane Construction	FY 2017	\$3.0
W2017-02	Areawide Safety & Spot Improvements	FY 2017	\$183.1
W2017-03	Areawide Resurfacing & Rehabilitation	FY 2017	\$2,740.3
W2017-04	Areawide Bridge Replacement & Rehabilitation	FY 2017	\$4,467.4

Transit – Washington County Commuter			

Source: Maryland Department of Transportation & Maryland Transit Administration

Section 3.5 Federal Aid Highway System Projects

Washington County, like other jurisdictions across the country, receives funding from the Federal Highway Trust Fund to use on designated federal aid highway systems. This funding is generated through user taxes on fuel, tire, and truck and trailer sales. Using their own priority ranking system, Washington County includes federal aid systems in their Capital Improvement Program. Below is a listing of current projects contained in the adopted FY 2018-2027 Washington County Capital Improvement Program. These projects are also included in the TIP as a line item project (W2019-07).

Project Name	Project Description	Funding Fiscal Year	Project Funding Total (000's)	Federal Funding
Garis Shop Road Bridge (W4021)	Rehab two lane bridge	PE - FY 2015 CON – FY 2016	PE - \$251.9 CON - \$1298.8	PE - \$201.5 CON - \$1039.0
Crystal Falls Dr Bridge (W3051)	Repair two lane bridge	PE – FY 2015 CON - FY 2017 CON – FY 2018	PE - \$395.3 CON - \$449.0 CON - \$484.0	PE - \$282.8 CON - \$539.0 CON - \$366.0
Keedysville Rd Bridge (W5651)	Rehab stone arch bridge	PE – FY 2015 CON - FY 2017	PE - \$252.5 CON - \$640.0	PE - \$202.0 CON - \$491.0
Poffenberger Rd Bridge (W4011)	Rehab stone arch bridge	CON - FY 2016	CON - \$521.7	CON - \$376.6
Poffenberger Rd Bridge (W4012)	Rehab stone arch bridge	PE - FY 2015 CON – FY 2015	PE - \$202.0 CON - \$1,097.9	PE - \$161.6 CON - \$878.3
Old Roxbury Rd. Bridge (W5372)	Repair two lane bridge	PE-FY 2015 CON – FY 2017 CON – FY 2018 CON – FY 2019 CON – FY 2019	PE - \$600.0 CON - \$1,020.0 CON - \$520.0 CON - \$1,060.0 CON - \$540.0	PE - \$480.0 CON - \$816.0 CON - \$416.0 CON - \$848.0 CON - \$432.0
Halfway Boulevard Bridges (W0912)	Repair Bridges	PE – FY 2018 CON – FY 2020 CON – FY 2021	PE - \$104.0 CON - \$1,026.0 CON - \$880.0	PE - \$0.0 CON - \$821.0 CON - \$704.0
Slabtown Road Bridge	Bridge Construction	PE – FY 2019 CON – FY 2022 CON – FY 2023	PE - \$200.0 CON - \$1,000.0 CON - \$2,600.0	PE - \$0.0 CON - \$800.0 CON - \$2,035.0

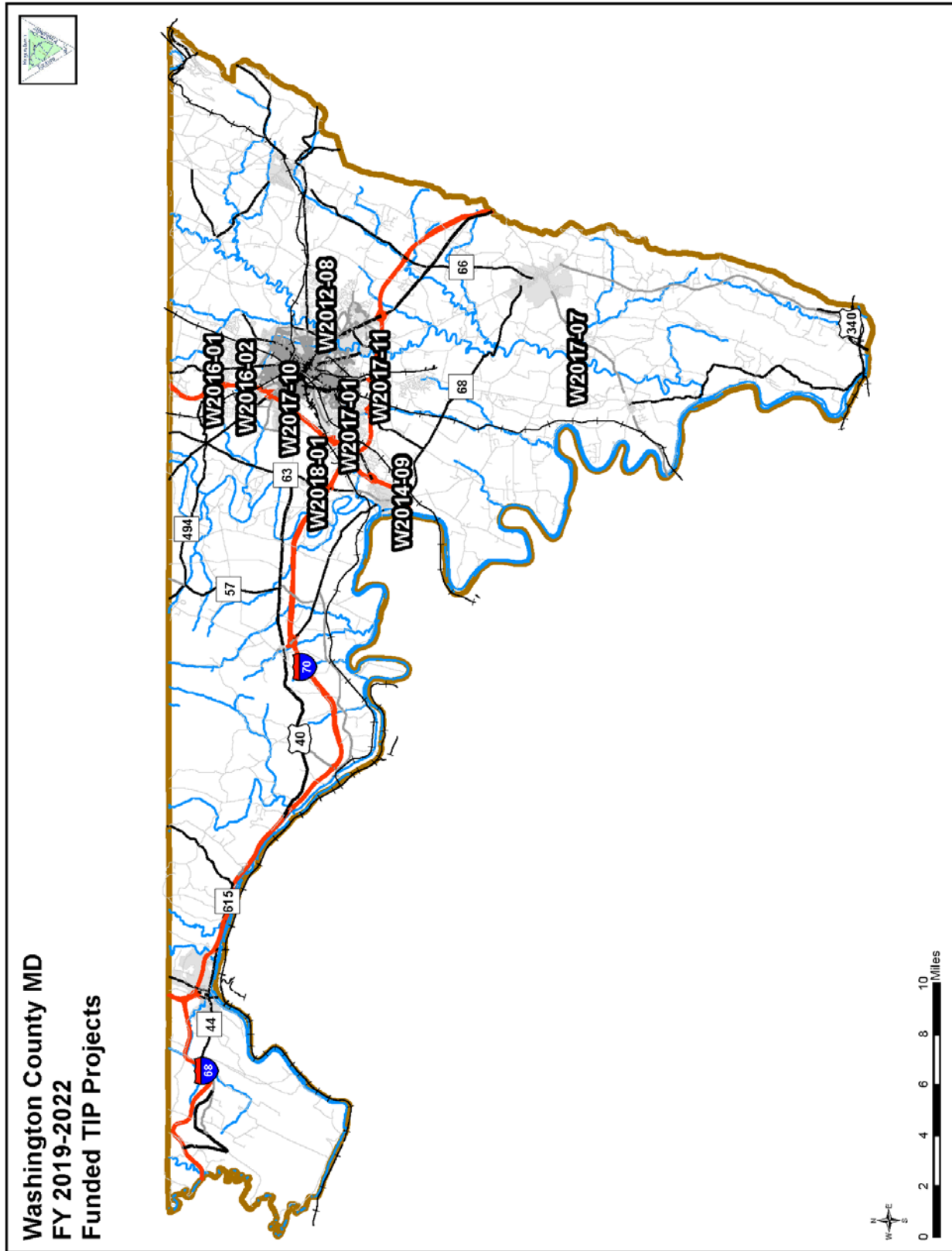
The City of Hagerstown also uses federal funding for projects located within the incorporated limits of the City. Just as Washington County prioritizes their capital projects, the City of Hagerstown also has a Capital Improvement Program (FY 2017-2018) whereby they prioritize projects within City limits. The table below lists capital transportation projects located within the City that they anticipate using federal funding to complete.

Project Name	Project Description	Funding Fiscal Year	Project Funding Total (000's)	Federal Funding
Bridges WH21, WH22, & WH 51 – US 11 (Burhans Blvd.)	Rehabilitation of 3 railroad overpass bridges	PE - FY 2015 CON – FY 2015	PE- \$309.0 CON - \$1,000	PE - \$247.2 CON - \$800

Section 3.6 Projects Between Funding Stages

In addition to the Federal Aid Highway System Projects under which funding is provided to Washington County, MD, the County also programs various highway projects in its Capital Improvement Program using local (non-federal, non-state) funding sources. It is not uncommon for Washington County to program construction dollars over multiple fiscal years for purposes of accruing all needed project funds prior to beginning actual project construction. These projects may be eligible for alternative federal funding (ie competitive grants). Any future projects that meet the above criteria will be placed into this category.

SECTION 3.7
WASHINGTON COUNTY HIGHWAY PROJECTS



FY 2019-2022 TRANSPORTATION IMPROVEMENT PROGRAM WASHINGTON COUNTY PROJECTS FY 2023 and FY 2024 are shown for informational purposes only												
PROJECT ID: #	PROJECT NAME, LOCATION, AND DESCRIPTION	TOTAL COST (\$000)	FUND TYPE	PHASE	Prior	FY2019	FY2020	FY2021	FY2022	FY2023	FY2024	RESPON. AGENCY
MPO ID: W2008-01 State ID: n/a Federal ID:	WM Railway Lift Bridge Restoration Cushwa Basin, Williamsport Restoration of the C & O Canal Historic Park Lift Bridge in Williamsport	\$2,227	STP-E NPS	CON CON	\$1,115.0 \$1,112.0							NPS
MPO ID: W2012-08 State ID: n/a Federal ID:	Yale Drive Extension Yale Drive @ 90 degree turn to Hagerstown Community College Construct 2 lane access road and approx. 750 ft spur from Yale to future Professional Ct.	\$10,820	LOCAL ARC	CON CON	\$8,000.0 \$2,820.3							WASHINGTON COUNTY
MPO ID: W2014-01 State ID: WA2581 Federal ID:	I-70 Interchange Improvements at MD 65 I-70 @ Exit 29 Study of potential I-70 interchange improvements at MD 65	\$1,479	STATE	PP	\$1,479.0							MD DOT
MPO ID: W2014-09 State ID: WA3442 Federal ID:	I-81 Phase I Reconstruction I-81 from WV to MD Exit 1 Widen to 6 lanes and reconstruct 1.1 miles of I-81 between Potomac River/WV and MD Exit 1, including widening and rehabilitating the dual I-81 Potomac River bridges	\$71,312	STATE STATE STATE NHPP NHPP	PP PE CON PP CON	\$461.0 \$6,067.0 \$7,978.0 \$3,056.0 \$24,120.0	\$4,770.0 \$3,208.0 \$12,946.0 \$8,706.0						MD DOT
MPO ID: W2015-01 State ID: n/a Federal ID: n/a	Crayton Boulevard Extension 2000 Linear Feet north of Maugan's Avenue extending towards Showalter Road New Connector Road	\$3,194	LOCAL LOCAL ARC	PE CON CON	\$51.0 \$1,804.0 \$1,000.0	\$88.0 \$251.0						WASHINGTON COUNTY

FY 2019-2022 TRANSPORTATION IMPROVEMENT PROGRAM WASHINGTON COUNTY PROJECTS FY 2023 and FY 2024 are shown for informational purposes only												
PROJECT I.D. #	PROJECT NAME, LOCATION, AND DESCRIPTION	TOTAL COST (000)	FUND TYPE	PHASE	Prior	FY2019	FY2020	FY2021	FY2022	FY2023	FY2024	RESPON. AGENCY
MPO ID: W2016-02 State ID: WA2491 Federal ID	I-81 SB Resurfacing & Auxiliary Lane Construction Resurfacing: I-81 SB from PA to Exit 5 / Auxiliary Lane: I-81 SB from Exit 7 to Exit 6 Resurfacing and Auxiliary Lane Construction (both Southbound)	\$13,000	STATE STATE	PE CON	\$400.0 \$12,600.0							MD DOT
MPO ID: W2017-08 State ID: Federal ID	Eastern Blvd Widening Ph II From Security Road to Antietam Drive Widen existing road to 4 lanes	\$4,292	LOCAL LOCAL EMRK	PE CON PE	\$500.0 \$355.7	\$780.0	\$2,359.0	\$297.0				WASHINGTON COUNTY
MPO ID: W2017-09 State ID: Federal ID	Eastern Blvd Extended Antietam Drive to Parish Pike Intersection Construct new 4-lane road	\$1,299	LOCAL LOCAL EMRK	PE CON PE	\$110.3 \$88.9				\$1,100.0			WASHINGTON COUNTY
MPO ID: W2017-10 State ID: WA0921 Federal ID	I-81 Ph 2 & 3 Hwy Reconstruction North of MD 63/MD 68 (Lappans Road) to US 40 (National Pike), Halfway/Hagerstown Widening to six lanes and reconstructing 6.0 miles of I-81 from north of MD 63/MD 68 (Lappans Road) to US 40 (National Pike).	\$5,000	STATE HP	PE PE	\$426.0 \$1,510.0	\$213.0 \$755.0	\$213.0 \$755.0	\$213.0 \$755.0	\$34.0 \$128.0			MD DOT
MPO ID: W2017-11 State ID: n/a Federal ID	Col HK Douglas Dr Extended Ph I & Ph II At current intersection of HK Douglas Dr and MD 65, heading east for 0.29 miles Construct 0.29 miles of local access road	\$3,220	LOCAL ARC	CON CON	\$20.0	\$1,200.0 \$2,000.0						WASHINGTON COUNTY

FY 2019-2022 TRANSPORTATION IMPROVEMENT PROGRAM WASHINGTON COUNTY PROJECTS FY 2023 and FY 2024 are shown for informational purposes only												
PROJECT ID: #	PROJECT NAME, LOCATION, AND DESCRIPTION	TOTAL COST (000)	FUND TYPE	PHASE	FUNDING BY FISCAL YEAR						COMMENTS	RESPON. AGENCY
					Prior	FY2019	FY2020	FY2021	FY2022	FY2023	FY2024	
MPO ID: W2018-01 State ID: n/a Federal ID: n/a	Halfway Boulevard Extended Ph 1 Connecting existing Halfway Blvd at intersection with New Gate Road, west to MD 63 Construct a new connector road	\$1,900	LOCAL ARC	PE CON	\$100.0 \$800.0	\$1,000.0						Added: 8/23/2017 WASHINGTON COUNTY
MPO ID: W2018-02 State ID: n/a Federal ID: n/a	Professional Boulevard Extended - Phase 2 Beginning approximately 200' east of Antietam Creek, heading east to Yale Drive Extended New connector road	\$5,088	STATE LOCAL LOCAL ARC	CON PE CON CON	\$1,200.0 \$312.2	\$531.0	\$1,763.0 \$1,000.0	\$292.0				Added: 10/18/2017; Adjusted 11/29/2017 WASHINGTON COUNTY
MPO ID: W2019-01 State ID: n/a Federal ID: n/a	Areawide Environmental Projects Areawide Program to provide environmental and aesthetic improvements on SHA highways	\$21,175	STATE STATE STATE STATE FED FED FED FED	ROW PP PE CON ROW PP PE CON		\$30.0 \$30.0 \$60.0 \$1,875.0 \$120.0 \$120.0 \$240.0 \$7,500.0	\$20.0 \$20.0 \$40.0 \$1,000.0 \$80.0 \$80.0 \$160.0 \$4,000.0	\$20.0 \$20.0 \$40.0 \$500.0 \$80.0 \$80.0 \$160.0 \$2,000.0	\$20.0 \$20.0 \$40.0 \$500.0 \$80.0 \$80.0 \$160.0 \$2,000.0			Added: July 1, 2018; Federal sources may include NHPP, STP, TAP (TAP, SRTS, NRT), HSIP, and/or others as deemed appropriate by MDOT MD DOT
MPO ID: W2019-02 State ID: n/a Federal ID: n/a	Areawide Safety & Spot Improvements Areawide Program to provide localized improvements to address safety and/or operational issues on SHA highways	\$35,550	STATE STATE STATE STATE FED FED FED FED	ROW PP PE CON ROW PP PE CON		\$30.0 \$30.0 \$60.0 \$2,250.0 \$120.0 \$120.0 \$9,000.0	\$20.0 \$20.0 \$40.0 \$1,500.0 \$80.0 \$80.0 \$6,000.0	\$20.0 \$20.0 \$40.0 \$1,500.0 \$80.0 \$80.0 \$6,000.0	\$20.0 \$20.0 \$40.0 \$1,500.0 \$80.0 \$80.0 \$6,000.0			Added: July 1, 2018; Federal sources may include NHPP, CMAQ, STP, HSIP, and/or others as deemed appropriate by MDOT MD DOT

FY 2019-2022 TRANSPORTATION IMPROVEMENT PROGRAM WASHINGTON COUNTY PROJECTS													
FY 2023 and FY 2024 are shown for informational purposes only													
PROJECT ID: #	PROJECT NAME, LOCATION, AND DESCRIPTION	TOTAL COST (000)	FUND TYPE	PHASE	FUNDING BY FISCAL YEAR						COMMENTS	RESPON. AGENCY	
					Prior	FY2019	FY2020	FY2021	FY2022	FY2023			FY2024
MPO ID: W2019-03 REV#: 0 State ID: n/a Federal ID	Areawide Resurfacing & Rehabilitation Areawide Program to provide periodic resurfacing and upgrading or auxiliary features on SHA highways	\$40,800	STATE STATE STATE STATE FED FED FED	ROW PP PE CON ROW PP PE CON		\$30.0 \$30.0 \$60.0 \$2,400.0 \$120.0 \$120.0 \$240.0 \$9,600.0	\$20.0 \$20.0 \$40.0 \$1,800.0 \$80.0 \$80.0 \$160.0 \$7,200.0	\$20.0 \$20.0 \$40.0 \$1,800.0 \$80.0 \$80.0 \$160.0 \$7,200.0	\$20.0 \$20.0 \$40.0 \$1,800.0 \$80.0 \$80.0 \$160.0 \$7,200.0			Added: July 1, 2018; Federal sources may include NHPP, STP, HSIP, and/or others as deemed appropriate by MDOT	MD DOT
MPO ID: W2019-04 REV#: 0 State ID: n/a Federal ID n/a	Areawide Bridge Replacement & Rehabilitation Areawide Program to provide major upgrades to and maintenance of structures on SHA highways	\$31,625	STATE STATE STATE STATE FED FED FED	ROW PP PE CON ROW PP PE CON		\$60.0 \$15.0 \$300.0 \$1,600.0 \$240.0 \$60.0 \$1,200.0 \$6,400.0	\$40.0 \$10.0 \$200.0 \$1,200.0 \$160.0 \$40.0 \$800.0 \$4,800.0	\$40.0 \$10.0 \$200.0 \$1,200.0 \$160.0 \$40.0 \$800.0 \$4,800.0	\$40.0 \$10.0 \$200.0 \$1,200.0 \$160.0 \$40.0 \$800.0 \$4,800.0			Added: July 1, 2018; Federal sources may include NHPP, STP and/or others as deemed appropriate by MDOT	MD DOT
MPO ID: W2019-05 REV#: 0 State ID: n/a Federal ID n/a	Areawide Urban Reconstruction Areawide Program to provide roadway rehabilitation on SHA highways, in municipalities, and urban areas	\$6,600	STATE STATE STATE STATE FED FED FED	ROW PP PE CON ROW PP PE CON		\$15.0 \$15.0 \$60.0 \$600.0 \$80.0 \$60.0 \$240.0 \$2,400.0	\$10.0 \$10.0 \$40.0 \$150.0 \$40.0 \$40.0 \$160.0 \$600.0	\$10.0 \$10.0 \$40.0 \$150.0 \$40.0 \$40.0 \$160.0 \$600.0	\$10.0 \$10.0 \$40.0 \$150.0 \$40.0 \$40.0 \$160.0 \$600.0			Added: July 1, 2018; Federal sources may include NHPP, STP, and/or others as deemed appropriate by MDOT	MD DOT
MPO ID: W2019-06 REV#: 0 State ID: n/a Federal ID n/a	Areawide Congestion Management Areawide Program to provide traffic control, management, and monitoring on SHA highways	\$8,100	STATE STATE STATE STATE FED FED FED	ROW PP PE CON ROW PP PE CON		\$15.0 \$15.0 \$60.0 \$450.0 \$60.0 \$60.0 \$240.0 \$1,800.0	\$10.0 \$10.0 \$40.0 \$300.0 \$40.0 \$40.0 \$160.0 \$1,200.0	\$10.0 \$10.0 \$40.0 \$300.0 \$40.0 \$40.0 \$160.0 \$1,200.0	\$10.0 \$10.0 \$40.0 \$300.0 \$40.0 \$40.0 \$160.0 \$1,200.0			Added: July 1, 2018; Federal sources may include NHPP, STP, CMAQ and/or others as deemed appropriate by MDOT	MD DOT

FY 2019-2022 TRANSPORTATION IMPROVEMENT PROGRAM WASHINGTON COUNTY PROJECTS FY 2023 and FY 2024 are shown for informational purposes only													
PROJECT ID: #	PROJECT NAME, LOCATION, AND DESCRIPTION	TOTAL COST (000)	FUND TYPE	PHASE	FUNDING BY FISCAL YEAR						COMMENTS	RESPON. AGENCY	
					Prior	FY2019	FY2020	FY2021	FY2022	FY2023			FY2024
MPO ID: REV#: W2019-07 1 State ID: n/a Federal ID n/a	Local Federal Aid Projects Areawide Local Federal Aid Projects in Washington County and the City of Hagerstown (see Section 3.5 of the TIP for more detail)	\$16,909	LOCAL LOCAL FA FA	PE CON PE CON	\$869.7 \$1,510.7 \$1,333.5 \$5,752.0	\$439.0	\$313.0	\$286.0	\$200.0	\$565.0 \$2,035.0		Added: July 1, 2018 (formerly MPO ID W2017-07); amended 5/16/2018	WASHINGTON COUNTY
MPO ID: REV#: W2019-08 0 State ID: n/a Federal ID n/a	Halfway Boulevard Extension, Phase II Halfway Boulevard heading west to MD 63 New connector road between existing Halfway Boulevard and MD 63; Phase II of the Project	\$2,000	ARC	CON			\$2,000.0					Added: 5/16/2018	WASHINGTON COUNTY

SECTION 3.8
WASHINGTON COUNTY TRANSIT PROJECTS

FY 2019-2022 TRANSPORTATION IMPROVEMENT PROGRAM WASHINGTON COUNTY, MD TRANSIT PROJECTS FY 2023 and FY 2024 are shown for informational purposes only													
PROJECT I.D. #	PROJECT NAME, LOCATION, AND DESCRIPTION	TOTAL COST (000)	FUND TYPE	PHASE	FUNDING BY FISCAL YEAR						COMMENTS	RESPON. AGENCY	
					Prior	FY2019	FY2020	FY2021	FY2022	FY2023			FY2024
MPO ID: REV#: WT2018-01 1 State ID: n/a Federal ID n/a	Medium Duty Bus Replacement Areawide Medium Duty Bus Replacement - 4 buses	\$2,609	STATE LOCAL 5339 5307	Transit Transit Transit Transit	\$97.8 \$163.1 \$521.8 \$521.8	\$97.8 \$97.8 \$782.6			\$32.6 \$32.6 \$260.9			Added 01/17/2018; Adjusted 5/16/2018	MTA
MPO ID: REV#: WT2019-01.1 1 State ID: n/a Federal ID n/a	Operating Assistance - Section 5307 Areawide Operating assistance for transit services provided by Washington County	\$7,468	STATE LOCAL 5307	Transit Transit Transit		\$314.8 \$618.7 \$933.5	\$314.8 \$618.7 \$933.5		\$314.8 \$618.7 \$933.5			Added July 1, 2018; adjusted 5/16/2018	MTA
MPO ID: REV#: WT2019-02.1 1 State ID: n/a Federal ID n/a	Capital Assistance - Preventative Maintenance Areawide Capital Assistance for Washington County to provide public transit service in the area	\$1,200	STATE LOCAL 5307	CON CON CON		\$30.0 \$30.0 \$240.0	\$30.0 \$30.0 \$240.0		\$30.0 \$30.0 \$240.0			Added July 1, 2018; Adjusted 5/16/2018	MTA
MPO ID: REV#: WT2019-02.2 0 State ID: n/a Federal ID n/a	Capital Assistance - ADP Hardware Areawide Capital Assistance for Washington County to operate public transit service in the area	\$3	STATE LOCAL 5307	Transit Transit Transit	\$0.3 \$0.3 \$2.0							Added July 1, 2018	MTA
MPO ID: REV#: WT2019-02.3 0 State ID: n/a Federal ID n/a	Capital Assistance - Vehicle Lift System Areawide Capital Assistance for Washington County to operate public transit service in the area	\$141	STATE LOCAL 5307	Transit Transit Transit	\$4.7 \$4.7 \$37.6	\$4.7 \$4.7 \$37.6			\$4.7 \$4.7 \$37.6			Added July 1, 2018	MTA

FY 2019-2022 TRANSPORTATION IMPROVEMENT PROGRAM WASHINGTON COUNTY, MD TRANSIT PROJECTS FY 2023 and FY 2024 are shown for informational purposes only													
PROJECT I.D. #	PROJECT NAME, LOCATION, AND DESCRIPTION	TOTAL COST (000)	FUND TYPE	PHASE	FUNDING BY FISCAL YEAR						COMMENTS	RESPON. AGENCY	
					Prior	FY2019	FY2020	FY2021	FY2022	FY2023			FY2024
MPO ID: REV#: WT2019-02.4 0 State ID: n/a Federal ID n/a	Capital Assistance - Pressure Washer for Bus Areawide Capital Assistance for Washington County to operate public transit service in the area	\$38	STATE LOCAL 5307	Transit Transit Transit	\$1.3 \$1.3 \$10.1	\$1.3 \$1.3 \$10.1	\$1.3 \$1.3 \$10.1				Added July 1, 2018	MTA	
MPO ID: REV#: WT2019-02.5 0 State ID: n/a Federal ID n/a	Capital Assistance - Route Match Notification Sys Areawide Capital Assistance for Washington County to operate public transit service in the area	\$391	STATE LOCAL 5307	Transit Transit Transit	\$33.7 \$33.7 \$269.6	\$2.7 \$2.7 \$21.6	\$2.7 \$2.7 \$21.6				Added July 1, 2018	MTA	
MPO ID: REV#: WT2019-02.6 0 State ID: n/a Federal ID n/a	Capital Assistance - Fuel Monitoring System Areawide Capital Assistance for Washington County to operate public transit service in the area	\$48	STATE LOCAL 5307	Transit Transit Transit	\$1.6 \$1.6 \$12.8	\$1.6 \$1.6 \$12.8	\$1.6 \$1.6 \$12.8				Added July 1, 2018	MTA	
MPO ID: REV#: WT2019-02.7 1 State ID: n/a Federal ID n/a	Capital Assistance - Small Paratransit Bus 504 Areawide Capital Assistance for Washington County to operate public transit service in the area	\$222	STATE LOCAL 5307	Transit Transit Transit	\$7.4 \$7.4 \$58.9			\$7.5 \$7.5 \$60.0	\$7.3 \$7.3 \$58.8		Added 5/18/2016; adjusted 5/16/2018	MTA	
MPO ID: REV#: WT2019-03.1 0 State ID: n/a Federal ID n/a	Capital Assistance - Section 5339 Areawide Capital Assistance to allow Washington County to operate public transit service in the area	\$210	STATE LOCAL 5339	Transit Transit Transit	\$14.0 \$14.0 \$112.2	\$7.0 \$7.0 \$56.1					Added July 1, 2018	MTA	

FY 2019-2022 TRANSPORTATION IMPROVEMENT PROGRAM WASHINGTON COUNTY, MD TRANSIT PROJECTS FY 2023 and FY 2024 are shown for informational purposes only													
PROJECT ID: #	PROJECT NAME, LOCATION, AND DESCRIPTION	TOTAL COST (\$000)	FUND TYPE	PHASE	FUNDING BY FISCAL YEAR						COMMENTS	RESPON. AGENCY	
					Prior	FY2019	FY2020	FY2021	FY2022	FY2023			FY2024
MPO ID: REV#: WT2019-04.1 1 State ID: n/a Federal ID n/a	5310 Capital & Operating - Preventative Maint Areawide Capital and Operating Assistance for elderly and disabled transit services	\$140	LOCAL 5310	Transit Transit	\$10.0 \$39.9	\$9.0 \$36.0		\$9.0 \$36.0				Added July 1, 2018; Adjusted 5/16/2018	MTA
MPO ID: REV#: WT2019-04.2 1 State ID: n/a Federal ID n/a	5310 Capital & Operating - Small Bus Replace Areawide Capital and Operating assistance for elderly and disabled transit services	\$801	STATE LOCAL 5310	Transit Transit Transit	\$0.8 \$63.4 \$256.8	\$48.0 \$192.0		\$48.0 \$192.0				Added July 1, 2018; adjusted 5/16/2018	MTA
MPO ID: REV#: WT2019-04.3 1 State ID: n/a Federal ID n/a	5310 Capital & Operating - Mobility Mgmt Areawide Capital and Operating assistance for elderly and disabled transit services	\$312	LOCAL 5310	Transit Transit	\$22.2 \$88.6	\$20.2 \$80.6		\$20.1 \$80.6				Added July 1, 2018; adjusted 5/16/2018	MTA
MPO ID: REV#: WT2019-04.4 1 State ID: n/a Federal ID n/a	Section 5310 - Operating Areawide Capital and Operating assistance to enhance services for elderly and disabled	\$2,320	LOCAL 5310	Transit Transit	\$254.0 \$254.0	\$453.1 \$453.1		\$453.1 \$453.1				Added July 1, 2018; adjustec 5/16/2018	MTA

SECTION 4

WEST VIRGINIA PORTION

Section 4.0 West Virginia Project Section Process

The West Virginia Department of Transportation (WVDOT) manages all metropolitan and rural area projects programmed in the TIP. Projects in the region's TIP are developed in cooperation with the WVDOT. In general, WVDOT selects projects through planning activities conducted by WVDOT and the MPO. Project information and detail is then provided to HEPMPO for MPO consideration and inclusion in the regions TIP. The HEPMPO then works with the local government officials, organizations, special interests and the general public to develop the local TIP. The entire process is conducted using a metropolitan area planning process that is coordinated, cooperative and comprehensive, otherwise known as the 3C Planning Process.

Project priorities have remained consistent over the last several TIP cycles. Focus has been primarily on system maintenance and preservation. Expansion projects have been limited due to financial constraints.

Section 4.1 West Virginia Transportation Projects

Projects in the Berkeley and Jefferson County portions of the TIP are identified and proposed by the WVDOT. The projects are developed and presented by WVDOT and they have the final responsibility for selecting, financing, and managing all projects. The HEPMPO planning activities in cooperation with the local governments may help to identify and provide supporting documentation for the transportation projects programmed. Projects proposed through the HEPMPO planning process are considered by WVDOT on a statewide basis and programmed at the discretion of the WVDOT. There have not been any significant delays in implementing any major projects contained within this TIP.

Section 4.2 Financial Plan

Federal transportation regulations require the HEPMPO to develop a fiscally balanced metropolitan TIP. The FAST Act requires in air quality maintenance or non-attainment areas that projects in the first two years of the TIP be limited to those for which funds are available or committed. Therefore, funding sources and cost estimates for professional engineering, right of way acquisition, and construction for programmed projects found in the first two years of the TIP cannot exceed anticipated federal, state, and local resources. WVDOT and HEPMPO work cooperatively in developing the region's TIP and demonstrating fiscal constraint. *See Table 4-1 for detailed funding summaries of this TIP.*

Table 4-1
WV DOT Federal Fund Obligations and Financial Summary
(Funding shown in thousands)

Berkeley County
(FY 2023 and 2024 shown for information only)

Funding Source	Prior Encumbrance	FY 2019	FY 2020	FY 2021	FY 2022	FY 2023	FY 2024	Totals
Congestion Management & Air Quality (CMAQ)	\$1,146.00	\$867.20						\$2,013.20
Federal (may include NHPP, STP, TAP, others)	\$6,601.00	\$1,091.30	\$7,200.00	\$360.00				\$15,252.30
Highway Safety Improvement Program (HSIP)	\$800.00							\$800.00
National Highway Performance Program (NHPP)	\$18,689.40							\$18,689.40
Surface Transportation Program (STP)	\$2,020.00							\$2,020.00
Federal Subtotal	\$29,256.40	\$1,958.50	\$7,200.00	\$360.00	\$0.00	\$0.00	\$0.00	\$38,774.90
State Match	\$82,085.00	\$23,979.00	\$800.00	\$90.00				\$106,954.00
Grand Totals	\$111,341.40	\$25,937.50	\$8,000.00	\$450.00	\$0.00	\$0.00	\$0.00	\$145,728.90

Jefferson County
(FY 2023 and 2024 shown for information only)

Funding Source	Prior Encumbrance	FY 2019	FY 2020	FY 2021	FY 2022	FY 2023	FY 2024	Totals
Congestion Management & Air Quality (CMAQ)	\$720.00							\$720.00
Federal (may include NHPP, STP, TAP, others)	\$2,954.10	\$994.80	\$510.00	\$32.00	\$1,200.00	\$1,200.00		\$6,890.90
National Highway Performance Program (NHPP)	\$8,000.00	\$6,384.00	\$12,848.00	\$12,768.00				\$40,000.00
Federal Subtotal	\$11,674.10	\$7,378.80	\$13,358.00	\$12,800.00	\$1,200.00	\$1,200.00	\$0.00	\$47,610.90
State Match	\$2,990.40	\$1,824.70	\$3,212.00	\$3,200.00	\$300.00	\$300.00		\$11,827.10
Local Match			\$52.50					\$52.50
Grand Totals	\$14,664.50	\$9,203.50	\$16,622.50	\$16,000.00	\$1,500.00	\$1,500.00	\$0.00	\$59,490.50

Section 4.3 Public Transportation Programs

The Eastern Panhandle Transit Authority (EPTA) is the program manager for FTA §5307 Urbanized Formula funds for public transportation in Berkeley and Jefferson counties. EPTA is a direct recipient of the FTA funding. EPTA provides public transit services for the City of Martinsburg and other municipalities and areas within Berkeley and Jefferson counties. In the previous years, EPTA operated under the state's rural transit providers and has received funding for qualifying projects through the FTA §5309 Statewide Grant Program. While under the rural program, the West Virginia Division of Public Transit provided assistance to EPTA with matching funds for capital improvements such as vehicle maintenance and replacements under the FTA §5309 Program. However, since EPTA has been transitioned to a fully funded direct FTA §5307 urban transit system, EPTA will be required to secure more local funding to meet the operating, capital and planning match requirements. Under the urban transit system program status, EPTA recovers 50% of its operating costs less fare revenues and 80% of its capital improvement and preventative maintenance expenses as well as planning expenditures from the FTA funding allocated to them as an urban system. EPTA uses various methods, including advertising and soliciting support from county and municipal governments to offset the remaining funding as required for local match of the FTA program. WVDPT, EPTA and HEPMPO work cooperatively in developing the region's TIP and demonstrating fiscal constraint. *See Table 4-2 for detailed funding summaries of this TIP.*

Table 4-2
WV DPT Federal Fund Obligations and Financial Summary
(Funding shown in thousands)
(FY 2023 and 2024 are shown for information)

Funding Source	Prior Encumbrance	FY 2019	FY 2020	FY 2021	FY 2022	FY 2023	FY 2024	Totals
Section 5305	\$60.00	\$60.00		\$80.00				\$200.00
Section 5307		\$1,132.70	\$1,091.80	\$1,189.40	\$1,069.40			\$4,483.30
Section 5339	\$272.20	\$633.90	\$410.00					\$1,316.10
Federal Subtotals	\$332.20	\$1,826.60	\$1,501.80	\$1,269.40	\$1,069.40	\$0.00	\$0.00	\$5,999.40
State Development Credits		\$30.00						\$30.00
Local Match	\$80.50	\$922.40	\$979.10	\$923.50	\$871.70			\$3,777.20
Grand Totals	\$412.70	\$2,779.00	\$2,480.90	\$2,192.90	\$1,941.10	\$0.00	\$0.00	\$9,806.60

Section 4.4 Prior Year Obligated Projects

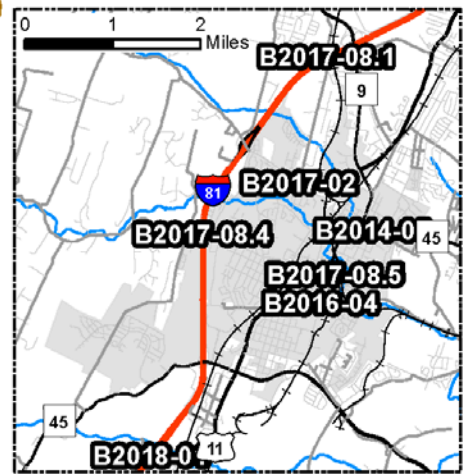
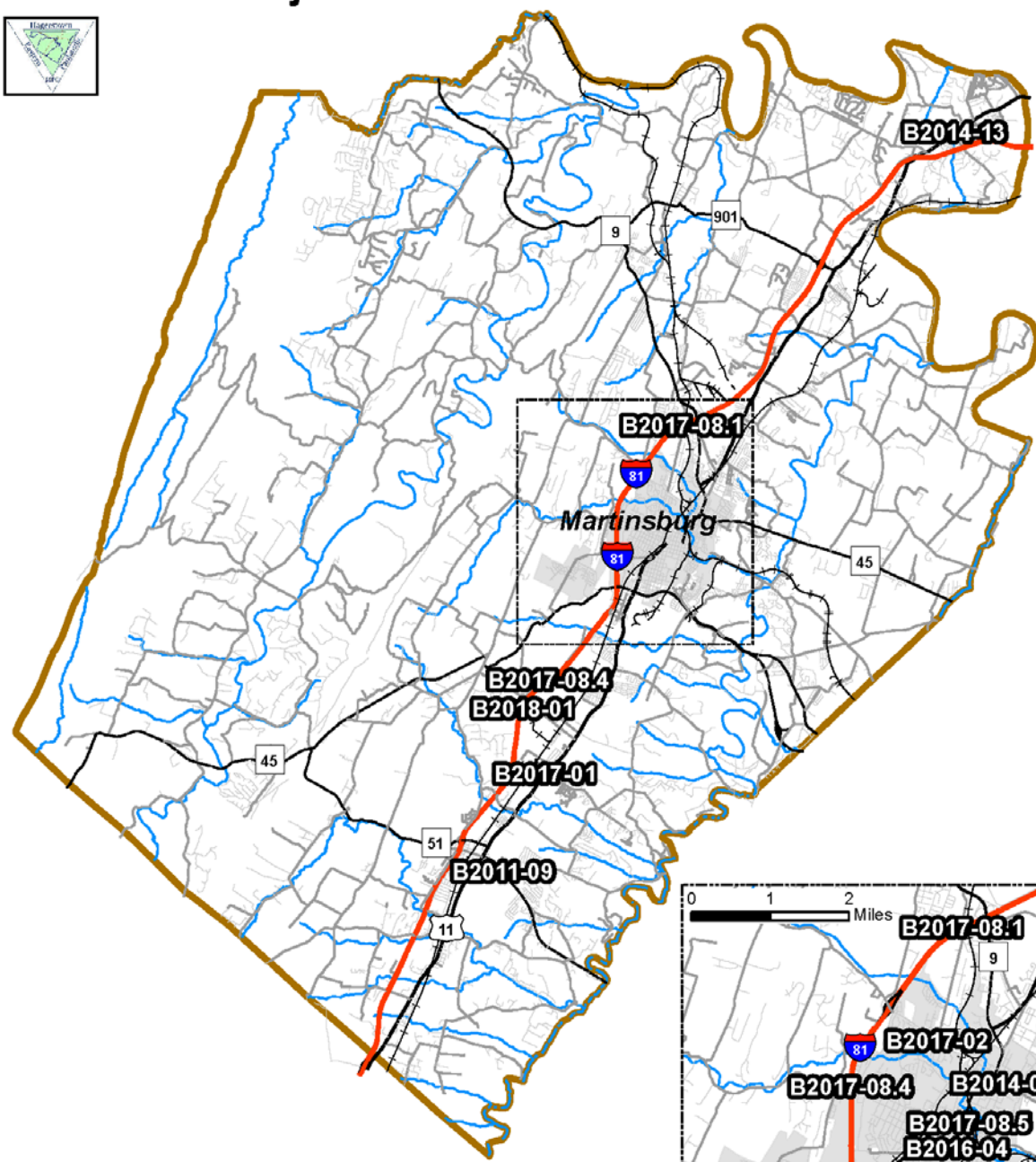
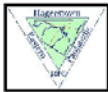
Listed below are West Virginia Highway and Transit projects outlined in previous TIP years that have received financial obligation between July 1, 2016 and June 30, 2018:

MPO ID	Project Description	Phase	Year of Obligation	Total Cost (in thousands)
Berkeley County Highways				
B2010-05	East Burke Street Bridge	CON	FY 2017	\$1,500.0
B2012-03	D-5 Recall Striping	CON	FY 2017	\$231.4
B2012-04	Roadway Striping FY 2017	CON	FY 2017	\$1,320.3
B2014-02	Oak Street Bridge Replacement	CON	FY 2017	\$1,100.0
B2014-08	I-81 Widening North & Potomac River Bridges	CON	FY 2017	\$37,500.0
B2014-14	Campus Drive	CON	FY 2017	\$270.0
B2015-07	Hedgesville Road	CON	FY 2017	\$2,750.0
B2015-09	I-81 Mill Creek Overpass Overlay	CON	FY 2017	\$260.0
B2015-12	Grade Road	CON	FY 2017	\$375.0
B2016-02	Apple Harvest Drive	CON	FY 2017	\$1,325.0
B2016-03	Winchester Ave – King St (I-81)	CON	FY 2017	\$500.0
B2016-05	Inwood-Middleway Road	CON	FY 2017	\$400.0
B2016-06	Roadway Striping (D5)	CON	FY 2017	\$1,798.8
B2016-07	Marlowe I/C Improvements	CON	FY 2017	\$825.0
B2017-04	Martinsburg Train Station	ENG	FY 2017	\$93.7
B2017-05	VA State Line DMS	CON	FY 2017	\$720.0
B2017-06	I-81 VA Line – Rest Area	CON	FY 2017	\$2,550.0
B2017-07	Airport Road	CON	FY 2017	\$495.0
Jefferson County Highways				
J2015-07	George Street	CON	FY 2017	\$825.0
J2016-02	Charles Town CBD Signal System	CON	FY 2017	\$1,000.0
J2016-04	Shepherdstown Road	CON	FY 2017	\$314.0
J2016-05	Duke Street	CON	FY 2017	\$525.0
WV Highways Areawide Projects				
WVH2015-11	CSX Railroad Signal Upgrade	CON	FY 2016	\$70.0
Transit - EPTA				

SECTION 4.5
BERKELEY COUNTY HIGHWAY PROJECTS

Berkeley County WV FY 2019-2022 Funded TIP Projects

0 1 2 3 4 5 Miles



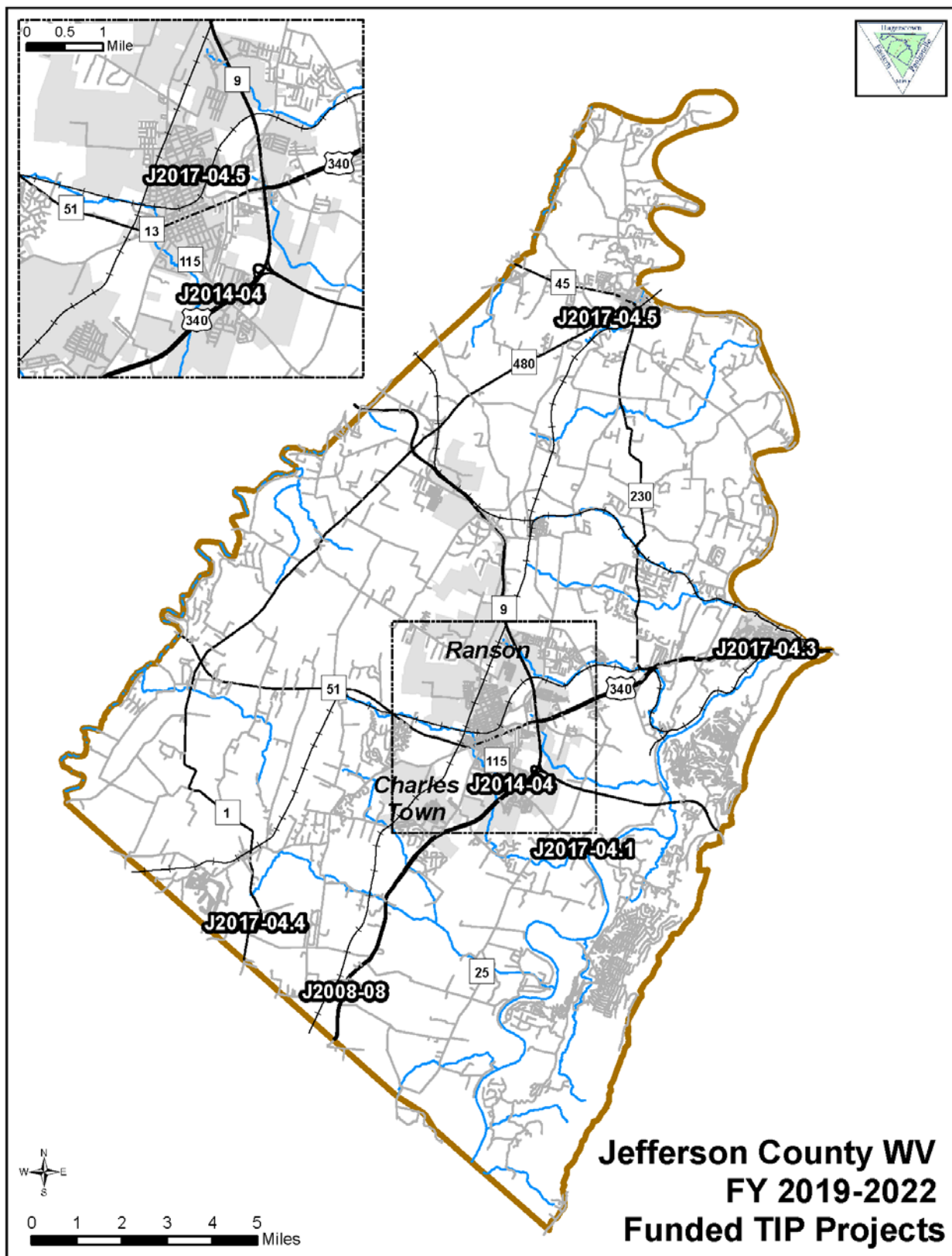
FY 2019-2022 TRANSPORTATION IMPROVEMENT PROGRAM BERKELEY COUNTY PROJECTS FY 2023 and FY 2024 are shown for informational purposes only												
PROJECT I.D. #	PROJECT NAME, LOCATION, AND DESCRIPTION	TOTAL COST (000)	FUND TYPE	PHASE	FUNDING BY FISCAL YEAR	FY2019	FY2020	FY2021	FY2022	FY2023	FY2024	RESPON. AGENCY
MPO ID: B2011-09 REV#: 5 State ID: X302-61-00518 00 Federal ID STP-0051(035,040)	Inwood Bypass WV 51 Construct Roadways and Utilities	\$18,689	NHPP	CON	Prior	\$18,689.4						Added: 2/16/2011; Last Amended: 8/24/2016 WV DOT
MPO ID: B2013-05 REV#: 4 State ID: U302-45-1888 Federal ID HSI-G-0045(063)D	WV 45 Eagle School Road Intersection of WV 45 and CR 45/5 (Eagle School Road) Add a Left Turn Lane	\$500	HSIP HSIP HSIP	ROW PE CON		\$135.0 \$15.0 \$350.0						Added: 2/16/2013; Last Amended: 10/21/2015 WV DOT
MPO ID: B2014-05 REV#: 3 State ID: U302-45-01767 00 Federal ID CMAQ-0045(066,067,068)	North High Street Traffic Signal Intersection of North High St and WV 45 Construct turn lane and install traffic signal	\$825	STATE STATE STATE HSIP CMAQ CMAQ	ROW PE CON CON ROW PE CON		\$60.0 \$5.0 \$100.0 \$300.0 \$240.0 \$20.0 \$100.0						Added: 1/15/2014; Last Amended: 1/18/2017; CON split by funding; second half of CON has separate Federal ID of HSI-P-0045/067/D WV DOT
MPO ID: B2014-13 REV#: 3 State ID: U302-11-02448 00 Federal ID CMAQ-0011(144)D	Broad Lane Improvements Intersection of US 11 and Broad Lane Construction of right turn lane and installation of traffic signal	\$460	STATE STATE CMAQ CMAQ	ROW CON ROW CON		\$20.0 \$136.0 \$80.0 \$224.0						Added: 10/16/2013; Last Amended: 3/15/2017 WV DOT
MPO ID: B2016-04 REV#: 0 State ID: S302-011-01200 Federal ID STP-0011(159-160)D	Martinsburg Signal System City of Martinsburg, WV Signal Renovation	\$1,750	STP STP STATE STATE	PE CON PE CON		\$120.0 \$1,280.0 \$30.0 \$320.0						Added: 1/20/2016; ENG obligated 10/18/2017 WV DOT

FY 2019-2022 TRANSPORTATION IMPROVEMENT PROGRAM BERKELEY COUNTY PROJECTS												
FY 2023 and FY 2024 are shown for informational purposes only												
PROJECT I.D. #	PROJECT NAME, LOCATION, AND DESCRIPTION	TOTAL COST (000)	FUND TYPE	PHASE	Prior	FY2019	FY2020	FY2021	FY2022	FY2023	FY2024	COMMENTS
RESPON. AGENCY												
MPO ID: REV#: B2017-01 0	Nadenbousch Lane Signal	\$175	STP STATE	CON CON	\$140.0 \$35.0							Added: 8/24/2016
State ID: U302-11-00714	Intersection of US Route 11 (Winchester Ave) and Nadenbousch Lane											
Federal ID STP-0011(161)D	Install Traffic Signal											WV DOT
MPO ID: REV#: B2017-02 3	Rock Cliff I/S Improvements	\$1,589	STATE STATE	PE CON	\$23.0	\$216.8						Added: 8/24/2016; Last Adjusted: 07/06/2018
State ID: U302-10-00138	Intersection of Rock Cliff Drive and Tavern Road		CMAQ CMAQ	ROW PE	\$390.0 \$92.0							
Federal ID CMAQ-0010(273)D	Construct Roundabout		CMAQ	CON	\$867.2							WV DOT
MPO ID: REV#: B2018-01 0	Tabler Sta Rd - Apple Harv Dr (I-81)	\$75,000	STATE	CON	\$75,000.0							Added: 10/18/2017
State ID: U302-81-00775(00)	From Exit 12 to Exit 8											
Federal ID NFA-2317001	Widen Interstate 81 from Exit 12 (Apple Harvest Drive) to Exit 8 (Tabler Station Road) to six lanes using the State General Obligation Bond											
MPO ID: REV#: B2018-02 0	Inwood Bypass (Ph 2) (GO Bond 2)	\$24,100	STP STATE STATE	ROW ROW CON	\$480.0 \$120.0	\$23,500.0						Added January 17, 2018
State ID: X302-051-00518(0)	WV 51, from Interstate 81 east to Winchester Western RR											
Federal ID STP-0051(048)D	Construct 4-lane bypass											WV DOT
MPO ID: REV#: B2019-01 0	Maintenance & System Preservation - Bridge Program	\$10,237	STATE STATE	ROW PE	\$1.0 \$63.0			\$90.0				Added July 1, 2018; Federal sources include: STP, ACBR, NHPP
State ID: n/a	Areawide		FED FED	ROW PE	\$5,782.0 \$4.0			\$360.0				
Federal ID n/a	Bridge maintenance, rehabilitation, and replacement; inspections - such as bridge overlays/sealing, clean and paint, deck expansion joints		FED	CON	\$427.0 \$3,510.0							

FY 2019-2022 TRANSPORTATION IMPROVEMENT PROGRAM BERKELEY COUNTY PROJECTS FY 2023 and FY 2024 are shown for informational purposes only													
PROJECT I.D. #	PROJECT NAME, LOCATION, AND DESCRIPTION	TOTAL COST (000)	FUND TYPE	PHASE	Prior	FY2019	FY2020	FY2021	FY2022	FY2023	FY2024	COMMENTS	RESPON. AGENCY
MPO ID: B2019-02 State ID: n/a Federal ID n/a	Maintenance & System Preservation - Pavement Areawide Pavement maintenance, rehabilitation and reconstruction, resurfacing	\$2,550	STATE FED	CON CON	\$340.0 \$2,210.0							Added July 1, 2018; Federal funding sources include: NHPP, ACST	WV DOT
MPO ID: B2019-03 State ID: n/a Federal ID n/a	Maintenance & System Preservation - Other Areawide Other maintenance, rehabilitation, and replacement (non-pavement) items such as lighting, guardrail, retaining walls, slides, signal and sign renovation and/or replacements											Added July 1, 2018; Federal funding sources include: HSIP	WV DOT
MPO ID: B2019-04 State ID: n/a Federal ID n/a	Operational Improvements - Miscellaneous Areawide Localized mobility, striping and signing; lighting, signals, signage, non-capacity adding work	\$8,500	STATE STATE FED FED	PE CON PE CON	\$50.0 \$450.0		\$800.0 \$7,200.0					Added July 1, 2018; Adjusted 5/16/2018; Federal funding sources include: STP, NHPP	WV DOT
MPO ID: B2019-05 State ID: n/a Federal ID n/a	Bike & Pedestrian & Community Development Areawide Non-traditional transportation projects; non-motorized travel funded with TAP funding and/or RTS funding	\$1,354	STATE FED FED	CON PE CON		\$262.2 \$42.5 \$1,048.8						Added July 1, 2018; Federal funding sources include: TAP, RTS	WV DOT
MPO ID: B2019-06 State ID: n/a Federal ID n/a	Emergency Relief (ER) Projects Areawide Emergency projects due to storm events											Added July 1, 2018	WV DOT

FY 2019-2022 TRANSPORTATION IMPROVEMENT PROGRAM BERKELEY COUNTY PROJECTS FY 2023 and FY 2024 are shown for informational purposes only												
PROJECT ID: #	PROJECT NAME, LOCATION, AND DESCRIPTION	TOTAL COST (000)	FUND TYPE	PHASE	FUNDING BY FISCAL YEAR					COMMENTS	RESPON. AGENCY	
					Prior	FY2019	FY2020	FY2021	FY2022			FY2023
MPO ID: B2019-07 State ID: n/a Federal ID n/a	Technical Support Areawide Non-capital program projects such as: research, bridge inspections, agency funded positions, etc.										Added July 1, 2018	WV DOT

SECTION 4.6
JEFFERSON COUNTY HIGHWAY PROJECTS



FY 2019-2022 TRANSPORTATION IMPROVEMENT PROGRAM JEFFERSON COUNTY PROJECTS FY 2023 and FY 2024 are shown for informational purposes only												
PROJECT ID: #	PROJECT NAME, LOCATION, AND DESCRIPTION	TOTAL COST (\$000)	FUND TYPE	PHASE	Prior	FY2019	FY2020	FY2021	FY2022	FY2023	FY2024	RESPON. AGENCY
MPO ID: J2008-08 State ID: U319-340-00000 Federal ID NH-0340(039 & 048)	VA Line to Charles Town Rd US 340 from VA State line to CO 201 Upgrade to 4 lanes	\$50,000	STATE STATE NHPP NHPP	ROW CON ROW CON	\$2,000.0 \$8,000.0	\$1,596.0 \$6,384.0	\$3,212.0 \$12,848.0	\$3,192.0 \$12,768.0				Added: 1/23/2008; Last Amended: 8/23/2017 WV DOT
MPO ID: J2014-04 State ID: U319-115-00000 Federal ID CMAQ-0115(079 & 080)D	Citizens Way Intersection Improvements Intersection of US 340 and Citizens Way Construct Roundabout	\$900	STATE STATE CMAQ CMAQ	PE CON PE CON	\$20.0 \$160.0 \$80.0 \$640.0							Added: 1/15/2014; Last Amended: 10/21/2015 WV DOT
MPO ID: J2019-01 State ID: n/a Federal ID n/a	Maintenance & System Preservation - Bridge Program Areawide Bridge maintenance, rehabilitation, and replacement; inspections - such as bridge overlays/sealing, clean and paint, deck expansion joints	\$956	STATE FED	CON CON		\$191.2 \$764.8						Added: July 1, 2018; Federal funding sources include: ACST WV DOT
MPO ID: J2019-02 State ID: n/a Federal ID n/a	Maintenance & System Preservation - Pavement Areawide Pavement maintenance, rehabilitation and reconstruction, resurfacing	\$750	STATE FED	CON CON	\$150.0 \$600.0							Added: July 1, 2018; Federal funding sources include: ACST WV DOT
MPO ID: J2019-03 State ID: n/a Federal ID n/a	Maintenance & System Preservation - Other Areawide Other maintenance, rehabilitation, and replacement (non-pavement) items such as lighting, guardrail, retaining walls, slides, signal and sign renovation and/or replacements	\$4,140	STATE STATE FED FED	ROW CON ROW CON	\$300.0 \$800.0			\$8.0 \$32.0	\$300.0 \$1,200.0	\$300.0 \$1,200.0		Added: July 1, 2018; Adjusted 7/6/2018; Federal funding sources include: NHPP WV DOT

FY 2019-2022 TRANSPORTATION IMPROVEMENT PROGRAM JEFFERSON COUNTY PROJECTS												
FY 2023 and FY 2024 are shown for informational purposes only												
PROJECT ID: #	PROJECT NAME, LOCATION, AND DESCRIPTION	TOTAL COST (\$000)	FUND TYPE	PHASE	FUNDING BY FISCAL YEAR					COMMENTS	RESPON. AGENCY	
					Prior	FY2019	FY2020	FY2021	FY2022			FY2023
MPO ID: J2019-04 State ID: n/a Federal ID n/a	Operational Improvements - Miscellaneous Areawide Localized mobility; striping and signing; lighting, signals, signage, non-capacity adding work	\$880	STATE FED	CON CON	\$163.0 \$717.0						Added: July 1, 2018; adjusted 5/16/2018; Federal funding sources include: HSIP	WV DOT
MPO ID: J2019-05 State ID: n/a Federal ID n/a	Bike & Pedestrian & Community Development Areawide Non-traditional transportation projects: non-motorized travel funded with TAP funding and/or RTS funding	\$1,865	STATE LOCAL FED FED	CON CON PE CON	\$197.4 \$62.5 \$774.6	\$37.5 \$80.0 \$150.0	\$52.5 \$510.0				Added: July 1, 2018; Adjusted 07/06/2018; Federal funding sources include: TAP, RTS	WV DOT
MPO ID: J2019-06 State ID: n/a Federal ID n/a	Emergency Relief (ER) Projects Areawide Emergency projects due to storm events										Added: July 1, 2018	WV DOT
MPO ID: J2019-07 State ID: n/a Federal ID n/a	Technical Support Areawide Non-capital program such as: research, bridge inspections, agency funded positions, etc.										Added: July 1, 2018	WV DOT

SECTION 4.7

WEST VIRGINIA AREAWIDE PROJECTS BERKELEY AND JEFFERSON COUNTIES

No Areawide Projects have been delineated at this time.

SECTION 4.8
WEST VIRGINIA TRANSIT PROJECTS

FY 2019-2022 TRANSPORTATION IMPROVEMENT PROGRAM BERKELEY/JEFFERSON COUNTIES, WV TRANSIT PROJECTS FY 2023 and FY 2024 are shown for informational purposes only													
PROJECT I.D. #		PROJECT NAME, LOCATION, AND DESCRIPTION	TOTAL COST (000)	FUND TYPE	PHASE	FUNDING BY FISCAL YEAR						COMMENTS	RESPON. AGENCY
						Prior	FY2019	FY2020	FY2021	FY2022	FY2023		
MPO ID: REV#: 1 WV/2019-01.1 State ID: n/a Federal ID n/a		Operating Assistance - Section 5307 Areawide Funding for staff and typical office functions	\$6,288.0	STATE LOCAL 5307	Transit Transit Transit		\$30.0 \$689.9 \$719.9	\$808.2 \$808.2 \$808.2	\$808.2 \$808.2			Adjusted 7/2/2018; Includes \$61,562 dedicated funding (\$30,795 Fed; \$795 Local, \$30,000 State Development Credits)	EPTA
MPO ID: REV#: 1 WV/2019-02.1 State ID: n/a Federal ID n/a		Capital Assistance - Preventative Maintenance Areawide Preventative maintenance for fleet vehicles	\$1,278.2	LOCAL 5307	Transit Transit		\$50.1 \$250.4	\$65.3 \$261.2	\$65.3 \$261.2			Last adjusted 7/2/2018	EPTA
MPO ID: REV#: 0 WV/2019-02.2 State ID: n/a Federal ID n/a		Capital Assistance - Driver Pads/Data Collection Areawide Purchase of driver pads for buses; NTD Reporting; Stop Announcements; AVL (bus tracking); and Card Swipe	\$180.0	LOCAL 5339	Transit Transit		\$10.0 \$50.0	\$10.0 \$50.0				Added July 1, 2018	EPTA
MPO ID: REV#: 0 WV/2019-02.3 State ID: n/a Federal ID n/a		Capital Assistance - Miscellaneous Equipment Areawide Purchase of miscellaneous equipment for vehicle fleet	\$25.0	LOCAL 5339	Transit Transit		\$5.0 \$20.0					Added July 1, 2018	EPTA
MPO ID: REV#: 0 WV/2019-02.4 State ID: n/a Federal ID n/a		Capital Assistance - Bus Radios Areawide Purchase of new bus radios	\$28.0	LOCAL 5307	CON CON			\$5.6 \$22.4				Added July 1, 2018	EPTA

SECTION 5

PENNSYLVANIA PORTION

Section 5.0 Franklin County Metropolitan Planning Organization

Following the completion of the 2010 Decennial Census, additional areas in Franklin County, PA, including Greencastle, were included in the designated urbanized area of the HEPMPO. A new urbanized area was also designated around the Town of Chambersburg, PA. As a result of the new designations, the Franklin County Metropolitan Planning Organization (FCMPO) was formed. It was the stated desire of the newly designated FCMPO to manage the transportation planning efforts in the entire County of Franklin, including the areas located within the HEPMPO. After much collaboration between the Pennsylvania Department of Transportation (PennDOT), MDOT, FCMPO and HEPMPO, a memorandum of understanding was drafted and signed by the respective MPO chairpersons stating that all planning activities including LRTP development, TIP management, and UPWP planning are to be handled by the FCMPO. In order to maintain a bond between the two MPO's, a reciprocal non-voting member of each organization is invited to attend regular meetings. A copy of the executed MOU is included in this document under Appendix C.

SECTION 6

TRANSPORTATION CONFORMITY

*****Effective October 24, 2016, the 1997 Primary Annual PM-2.5 National Ambient Air Quality Standards (NAAQS) was revoked in attainment and maintenance areas (see 81 FR 58009). Presently, all counties within the HEPMPO region are in attainment for all critical pollutants. Therefore, conformity analysis for the FY 2019-2022 TIP is not required*****

The following information, while no longer applicable to HEPMPO, has been kept within the FY 2019-2022 TIP as documentation of past regulations and compliance by the HEPMPO.

Section 6.0 Background of Transportation Conformity

The Clean Air Act (CAA) has a lengthy history in the United States. The foremost purpose of the Clean Air Act has been to protect air quality and reduce air pollution. The CAA has been amended several times since its inception with the most recent changes occurring in 1990. Currently, the CAA establishes standards, known as the National Ambient Air Quality Standards (NAAQS), to protect air quality and limit air pollution. These standards are governed by the United States Environmental Protection Agency (EPA) and are periodically reviewed and, when deemed appropriate, revised to improve air quality.

Amendments to the CAA adopted in 1990 tied transportation planning and air quality issues together by requiring that the US Department of Transportation cannot fund, authorize, or approve Federal actions to support programs or projects that are not first found to conform to the Clean Air Act requirements. Federal transportation agencies (mainly FHWA and FTA) regulate transportation conformity through the transportation planning process by requiring a conformity determination be made every three years or when transportation plans or TIPs are updated.

Section 6.1 HEPMPO Attainment Status

While the HEPMPO functions as one urbanized unit consisting of three states and four counties, the EPA designated attainment areas in this region are made on county-by-county basis. Portions of the MPO Planning area were designated to be in non-attainment for two of the six defined NAAQS, ozone and fine particulate matter (PM_{2.5}). Franklin County, Pennsylvania has been found to be in attainment for all NAAQS by the EPA.

Ozone

In December 2002, Washington County, Maryland and Berkeley and Jefferson Counties in West Virginia entered into agreements with the EPA to take a proactive approach to reduce air pollution in their respective regions in accordance with the adopted standards for ozone. In April 2004, all three counties were found to be in non-attainment for the new ozone standards but were given a deferred status due to Early Action Compact (EAC) agreements with the EPA. On April 15, 2008, Washington County, Maryland and Berkeley and Jefferson Counties in West Virginia were designated to attainment for the 8-Hour Ozone NAAQS [Agency / Docket #s EPA-HQ-OAR-2008-0006; FRL-8550-1] after demonstrating compliance through their respective EAC's. However, if changes to the ozone standards are implemented at a more restrictive level in the future, it could result in a re-designation of non-attainment. The MPO staff will continue to monitor the progress of this issue and will respond appropriately.

Fine Particulate Matter (PM_{2.5})

In April 2005, the EPA announced final attainment designations for PM_{2.5} across the country. As part of the process, Washington County, MD and Berkeley County, WV were designated as non-attainment areas for fine particulate matter. With the implementation of these designations, the EPA required all non-attainment areas to demonstrate transportation conformity by April 2006.

In January 2010, the EPA determined that both Washington County, MD and Berkeley County, WV have met the PM_{2.5} standard based on three consecutive years of “clean” monitoring data.

Because of this designation, the West Virginia Department of Environmental Protection and the Maryland Department of Environment submitted air quality attainment and maintenance plans (SIPs) to the EPA (on August 5, 2013 and December 12, 2013, respectively).

On November 25, 2014, the EPA approved the State of West Virginia's request to redesignate to attainment the West Virginia portion of the Martinsburg-Hagerstown, WV-MD nonattainment area (the Martinsburg Area or Area) for the 1997 annual fine particulate matter (PM_{2.5}) national ambient air quality standard (NAAQS) [Agency / Docket #s EPA-R03-OAR-2013-0690; FRL-9919-65-Region 3]. The EPA also approved, as a revision to the West Virginia State Implementation Plan (SIP), the associated maintenance plan to show maintenance of the 1997 annual PM_{2.5} NAAQS through 2025 for the Area. As part of the action, the EPA made a determination that the Martinsburg Area continues to attain the 1997 annual PM_{2.5} NAAQS. The maintenance plan includes the 2017 and 2025 PM_{2.5} and nitrogen oxides (NO_x) mobile vehicle emissions budgets (MVEBs) for Berkeley County, West Virginia for the 1997 annual PM_{2.5} NAAQS which EPA approved for transportation conformity purposes. Furthermore, the EPA approved, as a revision to the West Virginia SIP, the 2007 base year emissions inventory for the Area for the 1997 annual PM_{2.5} NAAQS. The actions were taken under the Clean Air Act (CAA).

Subsequently, on December 16, 2014, the EPA approved the State of Maryland's request to redesignate to attainment the Maryland portion of the Martinsburg-Hagerstown, WV-MD Nonattainment Area (Martinsburg Area or Area) for the 1997 annual fine particulate matter (PM_{2.5}) national ambient air quality standard (NAAQS) [Agency / Docket #s EPA-R03-OAR-2014-0281; FRL-9920-42-Region 3]. The Maryland portion of the Martinsburg Area is comprised of Washington County, Maryland. As stated above, the EPA found that the Martinsburg Area attained the standard and continues to attain the standard. In addition, the EPA approved, as a revision to the Maryland State Implementation Plan (SIP), the Washington County maintenance plan to show maintenance of the 1997 annual PM_{2.5} NAAQS through 2025 for the Maryland portion of the Area. The maintenance plan includes the 2017 and 2025 PM_{2.5} and nitrogen oxides (NO_x) mobile vehicle emissions budgets (MVEBs) for Washington County, Maryland for the 1997 annual PM_{2.5} NAAQS, which EPA proposed to approve for transportation conformity purposes. The actions were being taken under the Clean Air Act (CAA).

A transportation air quality conformity analysis for PM_{2.5} performed for HEPMPO's FY 2014-2017 TIP and the 2040 Long Range Transportation Plan was found in conformance by the US EPA, FTA and FHWA on July 1, 2014.

Section 6.2 Conformity Determination Process & Findings

Due to the revocation of the 1997 Primary Annual PM-2.5 National Ambient Air Quality Standards (NAAQS), a conformity determination was not needed for preparation of the FY 2019-2022 TIP.

Section 6.3 Other Non-Federally Funded, Regionally Significant Projects

While most regionally significant transportation projects within the HEPMPO region are supported with State or Federal funding, there are occasionally projects that are funded either with developer

contributions, local contributions, or a combination of both. Because there are no Federal or State funds involved in these projects they do not appear on the list of proposed projects within the HEPMPO TIP.

There are currently several such projects proposed in the HEPMPO region listed below. All of the projects are located with Washington County and have been included within the Air Quality Analysis approved by the US EPA in June 2014. They are as follows:

Project Name	Description	Est. Start of Construction	Est. Cost (in thousands)
Southern Blvd I	New road segment from Frederick St. (US Alt 40) to Villa Ridge Dr	FY 2016	\$6,940.5
Professional Blvd. Phase I - Bridge	Bridge over Antietam Creek	FY 2017	\$10,823.0

Source: Washington County Capital Improvement Plan FY 2018

SECTION 7

PERFORMANCE MEASURES

Section 7.0 Transit Asset Management

Under the requirements of MAP-21, the Federal Transit Administration (FTA) Transit Asset Management Final Rule was published July 26, 2016 in the Federal Register and became effective October 1, 2016. The final rule established minimum Federal requirements for transit asset management that include:

- Establishing Transit Asset Management (TAM) Performance Targets
- Coordinating the Performance Targets with the State DOT and MPOs
- Develop of Transit Asset Management Plans (TAMP)
- Reporting of asset inventories, conditions, and performance measures through the National Transit Database

The above requirements apply to all recipients of Federal financial assistance under 49 U.S.C. Chapter 53 who own, operate, or manage public transportation capital assets. Transit Asset Management (TAM), is a model that uses the condition of assets to guide the optimal prioritization of funding at transit agencies in order to keep transit networks in a 'State of Good Repair' (SGR).

The FTA is implementing TAM using a two-tiered approach in order to reduce TAM requirements for agencies operating smaller fleets. They are defined as such:

- Tier I: A Tier I provider is a recipient who owns, operates, or manages 101 or more vehicles in revenue service during peak regular service across all fixed route modes or in any one non-fixed route mode, or who operates rail transit.
- Tier II: A Tier II provider is a recipient who owns, operates, or manages 100 or fewer vehicles in revenue service during peak regular service across all non-rail fixed route modes or in any one non-fixed route mode; a sub-recipient under the 5311 Rural Area Formula program; a sub-recipient under the 5310 Seniors and Individuals with Disabilities program who operates an open-door service; or any American Indian tribe.

Within the HEPMPO region, both the Washington County Transit (WCT) and Eastern Panhandle Transit Authority (EPTA) are classified as Tier II operators. The final performance measures that all Tier II Locally Operated Transit Services (LOTS) will be required to adopt are:

- **Rolling Stock (Revenue Vehicles):** % of revenue vehicles within a particular asset class that have met or exceeded their useful life benchmark
- **Facilities:** % of facilities with a condition rating below 3.0 on the FTA Transit Economic Requirements Model (TERM) scale
- **Infrastructure (Guideway):** % of guideway directional route miles with performance restrictions by class (*not applicable to the HEPMPO region*)
- **Equipment (Non-revenue vehicles):** % of vehicles that have met or exceeded their useful life benchmark

To create consistency across Maryland, the Maryland Transit Authority (MTA) coordinated the participation of all Tier II LOTS in a group-effort to develop a single set of unified TAM performance targets. These targets were then adopted by WCT and are shown in the charts below. Similarly, the West Virginia Department of Public Transit also coordinated all of the Tier II LOTS in West Virginia in the development of a single set of unified TAM performance targets. EPTA then adopted the targets as shown in the charts below.

Per the requirements of the TAM Final Rule, HEPMPO has coordinated with MTA and WV DPT in establishing the performance targets for the above categories. HEPMPO acknowledges that the transit projects contained within the TIP will help achieve the SGR targets.

Maryland – Washington County Transit

The Washington County Transit performance targets are as follows:

Rolling Stock (Revenue Vehicles): % of assets at or past their useful life

Asset Class (NTD)*	Baseline (% past useful life)	Initial Target
Bus (Heavy Duty)	23.8%	23.8%
Bus (Medium Duty)	17.0%	17.0%
Cutaway Bus	59.5%	59.5%
Ferryboat	0%	0%
Automobile	50.0%	50.0%
Van	69.1%	69.1%

Equipment (Non-revenue vehicles): % of assets at or past their useful life

Asset Class (NTD)*	Baseline (% past useful life)	Initial Target
Trucks	31.3%	31.3%
Other Rubber Tire Vehicles (Service)	59.5%	59.5%

Facilities: % of assets rated below condition ‘3’ on the TERM scale

Asset Class (NTD)*	Baseline (% below ‘3’ on TERM Scale)	Initial Target
Administrative Facility	25.0%	25.0%
Maintenance Facility	11.1%	11.1%
Admin & Maint Facility	25.0%	25.0%

* The National Transit Database (NTD), administered by FTA

West Virginia – Eastern Panhandle Transit Authority

The EPTA performance targets are as follows:

Category	Class	2016 Actual	2017 Target
Rolling Stock	12 Year / 500K Miles	100%	90%
	10 Year / 350K Miles	93%	96%
	7 Year / 200K Miles	89%	84%
	5 Year / 150K Miles	98%	92%
	4 Year / 100K Miles	66%	77%
Facility	Admin, Maintenance, Storage	100%	100%

	Transfer Center	100%	100%
Equipment	Support Vehicles	61%	74%
	Maintenance-Equip	100%	100%

Section 7.1 Safety Performance Management

On March 15, 2016, The Federal Highway Administration (FHWA) published the Safety Performance Management Measures (Safety PM) Final Rule in the Federal Register, with an effective date of April 14, 2016. Safety Performance Management is part of the overall FHWA Transportation Performance Management (TPM) program. The Safety PM Final Rule supports the Highway Safety Improvement Program (HSIP), as it establishes safety performance measures to carry out the HSIP and to assess serious injuries and fatalities on all public roads.

The Safety PM Final Rule establishes five performance measures as the five-year rolling averages for:

1. Number of Fatalities;
2. Rate of Fatalities per 100 Million Vehicle Miles Traveled (VMT);
3. Number of Serious Injuries;
4. Rate of Serious Injuries per 100 Million VMT; and
5. Number of Non-motorized Fatalities and Non-motorized Serious Injuries.

The rule also established the process for State Departments of Transportation (DOTs) and Metropolitan Planning Organizations (MPOs) to use to establish and report on their annual safety targets. MPOs are required to establish targets within 180 days after the State DOT's targets are established and reported to FHWA by either agreeing to plan and program projects so that they contribute toward the accomplishment of the State DOT targets or committing to a quantifiable targets for the metropolitan planning area. The final rule also explicitly state that State DOT's and MPO's must coordinate on targets to the maximum extent possible.

Pursuant to the requirements outlined in the Safety PM final rule, HEPMPO engaged in discussions, analysis, and goal-setting workshops with the Maryland DOT and West Virginia DOT to establish state-wide safety targets. In compliance with the final rule, the HEPMPO Interstate Council, at their October 18, 2017 Council Meeting, voted to adopt and incorporate the Maryland DOT and West Virginia DOT safety targets. HEPMPO acknowledges that the highway projects contained within the TIP will help achieve the Safety PM targets.

The targets for each State are listed in the tables below:

Maryland Highway Safety Targets

	2016	2017	2018	2019	2020
Fatalities	442	429	416	403	391
Serious Injuries	3,422	3,294	3,171	3,053	2,939

Fatality Rate	0.72	0.70	0.68	0.66	0.64
Serious Injury Rate	6.08	5.86	5.64	5.43	5.23
Non-motorized Fatalities and Serious Injuries	488	473	459	446	433

West Virginia Highway Safety Targets

	2016	2017	2018	2019	2020
Fatalities	302	289	282	274	267
Serious Injuries	1,542	1,397	1,341	1,285	1,229
Fatality Rate	1.54	1.46	1.37	1.34	1.31
Serious Injury Rate	7.62	6.8	6.33	5.94	5.66
Non-motorized Fatalities and Serious Injuries	103	99	94	90	85

Section 7.2 Pavement and Bridge Condition Performance Measures

On January 18, 2017, The Federal Highway Administration (FHWA) published the Pavement and Bridge Conditions Performance Measures (PM) Final Rule in the Federal Register, with an effective date of May 20, 2017. The PM establishes measures for State DOTs to carry out the National Highway Performance Program (NHPP) and to assess the condition of pavements on the non-Interstate National Highway System (NHS); pavements on the Interstate System; and bridges carrying the NHS, including on- and off-ramps connected to the NHS.

The Pavement PM established four performance measures:

1. Percent of Interstate pavements in Good condition
2. Percent of Interstate pavements in Poor condition
3. Percent of non-Interstate NHS pavements in Good condition
4. Percent of non-Interstate NHS pavements in Poor condition

The Bridge PM established two performance measures:

1. Percent of NHS bridges by deck area classified as in Good condition
2. Percent of NHS bridges by deck area classified as in Poor condition

The rule also established the process for State Departments of Transportation (DOTs) and Metropolitan Planning Organizations (MPOs) to use to establish and report on their annual pavement and bridge condition targets. MPOs are required to establish targets within 180 days after the State DOT's targets are established and reported to FHWA by either agreeing to plan and program projects so that they contribute toward the accomplishment of the State DOT targets or committing to a quantifiable targets for the metropolitan planning area. The final rule also explicitly state that State DOT's and MPO's must coordinate on targets to the maximum extent possible.

As of the date of this document, neither Maryland DOT nor West Virginia DOT have established statewide pavement and bridge condition targets. Pursuant to the requirements outlined in the Pavement and Bridge Condition PM final rule, HEPMPO will engage in discussions, analysis, and goal-setting workshops with the Maryland DOT and West Virginia DOT to establish state-wide pavement and bridge condition targets. It is then anticipated that the HEPMPO will adopt and incorporate the Maryland DOT and West Virginia DOT pavement and bridge condition targets. HEPMPO acknowledges that highway projects contained within the TIP will help achieve the Pavement and Bridge Condition PM targets.

Section 7.3 System Performance/Freight/CMAQ Performance Measures

On January 18, 2017, The Federal Highway Administration (FHWA) published the System Performance/Freight/CMAQ Performance Measures (PM) Final Rule in the Federal Register, with an effective date of May 20, 2017. The PM establishes measures for State DOTs and MPOs will use to report on the performance of the Interstate and non-Interstate National Highway System (NHS) to carry out the National Highway Performance Program (NHPP); freight movement on the Interstate system to carry out the National Highway Freight Program (NHFP); and traffic congestion and on-road mobile emissions for the purpose of carrying out the Congestion Mitigation and Air Quality (CMAQ) Improvement Program.

The System Performance/Freight/CMAQ PM established six performance measures:

1. Percent of reliable person-miles traveled on the Interstate
2. Percent of reliable person-miles traveled on the non-Interstate NHS
3. Percent of Interstate system mileage providing for reliable truck travel time
4. *Total emissions reductions by applicable pollutants under the CMAQ program**
5. *Annual hours of peak hour excessive delay per capita**
6. *Percent of non-single occupancy vehicle travel**

** These measures do not currently apply to HEPMPO*

The rule also established the process for State Departments of Transportation (DOTs) and Metropolitan Planning Organizations (MPOs) to use to establish and report on their annual system performance/freight/CMAQ targets. MPOs are required to establish targets within 180 days after the State DOT's targets are established and reported to FHWA by either agreeing to plan and program projects so that they contribute toward the accomplishment of the State DOT targets or committing to a quantifiable targets for the metropolitan planning area. The final rule also explicitly state that State DOT's and MPO's must coordinate on targets to the maximum extent possible.

As of the date of this document, neither Maryland DOT nor West Virginia DOT have established statewide System Performance/Freight/CMAQ targets. Pursuant to the requirements outlined in the System Performance/Freight/CMAQ PM final rule, HEPMPO will engage in discussions, analysis, and goal-setting workshops with the Maryland DOT and West Virginia DOT to establish state-wide System Performance/Freight/CMAQ targets. It is then anticipated that the HEPMPO will adopt and incorporate the Maryland DOT and West Virginia DOT System

Performance/Freight/CMAQ targets. HEPMPO acknowledges that highway projects contained within the TIP will help achieve the System Performance/Freight/CMAQ PM targets. HEPMPO acknowledges that highway projects contained within the TIP will help achieve the System Performance/Freight/CMAQ PM targets.

SECTION 8

PUBLIC PARTICIPATION PROCESS

Section 8.0 Public Participation Process

The HEPMPO adopted Public Participation Plan includes policies and guidance for public outreach efforts to be taken by the Organization when developing, amending, or adopting various planning documents. This document was also created under the guidance of the Moving Ahead for Progress in the 21st Century Act (MAP-21) and the Fixing America's Surface Transportation Act (FAST) by encouraging a decision making process for transportation that is more responsive to local needs. The public participation process for the Transportation Improvement Program will also meet the Federal Transit Administration public participation requirements for the Maryland Transit Administration and Eastern Panhandle Transit Authority's Program of Projects (POP).

The Draft FY 2019-2022 TIP was created and dispersed in January 2018 and a 30-day public comment period was enacted on the draft from January 30, 2018 through March 1, 2018. Advertisements were placed in local newspapers on January 30, 2018 and February 20, 2018 requesting public review and comment of the Final Draft TIP. Meetings of the ISC and TAC were held on April 11, 2018 and no public comments were received during the meetings. Prior to the ISC and TAC meetings, two written comments were received by MPO staff. These comments, along MPO staff responses, have been included in Appendix E – Public Participation Documentation. Final adoption of the FY 2019-2022 TIP was acted on at the April 11, 2018 ISC meeting. Copies of the advertising announcements can be found in Appendix E.

Section 8.1 Title VI Assurance

The Hagerstown/Eastern Panhandle Metropolitan Planning Organization (HEPMPO) assures that no person on the grounds of race, color, national origin, or sex, as provided by Title VI of the Civil Rights Act of 1964, and the Civil Rights Restoration Act of 1987 (P.L. 100.259) was excluded from participating in, denied the benefits of, or otherwise subjected to discrimination in the preparation of this document. HEPMPO further assures every effort will continue to be made to ensure non-discrimination in all of its programs and activities (including the Transportation Improvement Program), whether those programs and activities are federally funded or not. The Civil Rights Restoration Act of 1987 broadened the scope of Title VI coverage by expanding the definition of the terms “programs or activities” to include all programs or activities of Federal Aid recipients, sub-recipients, and contractors/consultants, whether such programs are federally assisted or not (Public Law 100.259 [S. 557] March 22, 1988).

HEPMPO's Executive Director is responsible for initiating and monitoring Title VI activities, preparing reports and other responsibilities as required by 23 Code of Federal Regulation (CFR) 200 and 49 Code of Federal Regulation 21.

Section 8.2 Administration

The TIP document is maintained and administered by the staff of HEPMPO and approved by the ISC as per the governing By-Laws and Public Participation Plan. The TIP is the short term action plan prepared annually by HEPMPO that lists approved FHWA / FTA funded projects for the region within the next four year period.

During the life of the TIP, situations may arise that require changes to be made to the current TIP. Amendments of the approved TIP that occur off-cycle that are deemed by the HEPMPO as “Administrative Changes” (or “Adjustments”) are not subject to a formal public notification process. Input will be accepted but not solicited. An amendment to the adopted TIP may be considered an “Administrative Change” based on any of the following criteria:

- To correct a non-substantive clerical error;
- Changes in funding levels that are less than two (2) million dollars;
- The affected project/s are not regionally significant and exempt from transportation conformity requirements;
- Changes in the funding type, but overall funding levels remain constant or do not exceed the requirement prior;
- Any other changes approved by the ISC that meet the criteria of an “administrative change”.

Proposed changes that do not meet the above criteria are considered “Major Amendment/s” and are subject to a formal public notification process. The public notification process includes a public notice to be posted no less than 14 calendar days prior to the start of the public comment period, which lasts for a period of 14 calendar days. Any public comments received during that time will be relayed to the ISC prior to any action taken on the proposed amendment/s.

Subsequent to the public comment period, the ISC shall take a vote on the proposed amendments as outlined within the by-laws of the ISC.

SECTION 9

APPENDICIES

APPENDIX A

HEPMPO

SELF-CERTIFICATION

METROPOLITAN TRANSPORTATION PLANNING PROCESS CERTIFICATION

WHEREAS the USDOT Fixing America's Surface Transportation Act (FAST Act) legislation requires the Metropolitan Planning Organization (MPO) to certify that its transportation planning process is in conformance with regulations; in accordance with 23 CFR 450.220, the Maryland and West Virginia Departments of Transportation and the Hagerstown/Eastern Panhandle Metropolitan Planning Organization, the Metropolitan Planning Organization for the Hagerstown, MD--WV--PA urbanized area, hereby certify that the transportation planning process is addressing the major issues in the metropolitan planning area and is being conducted in accordance with all applicable requirements of:

- I. 23 U.S.C. 134 and 135, 49 U.S.C. 5303 and 5304, 23 CFR Part 450 and this subpart;
- II. In nonattainment and maintenance areas, sections 174 and 176 (c) and (d) of the Clean Air Act, as amended (42 U.S.C. 7504, 7506 (c) and (d)) and 40 CFR part 93;
- III. Title VI of the Civil Rights Act of 1964, as amended (42 U.S.C. 2000d-1) and 49 CFR part 21;
- IV. 49 U.S.C. 5332, prohibiting discrimination on the basis of race, color, creed, national origin, sex, or age in employment or business opportunity;
- V. Section 1101(b) of the FAST Act (Pub. L. 114-357) and 49 CFR part 26 regarding the involvement of disadvantaged business enterprises in USDOT funded projects;
- VI. 23 CFR part 230, regarding the implementation of an equal employment opportunity program on Federal and Federal-aid highway construction contracts;
- VII. The provisions of the Americans with Disabilities Act of 1990 (42 U.S.C. 12101 et seq.) and 49 CFR parts 27, 37, and 38;
- VIII. The Older Americans Act, as amended (42 U.S.C. 6101), prohibiting discrimination on the basis of age in programs or activities receiving Federal financial assistance;
- IX. Section 324 of title 23 U.S.C. regarding the prohibition of discrimination based on gender; and
- X. Section 504 of the Rehabilitation Act of 1973 (29 U.S.C. 794) and 49 CFR part 27 regarding discrimination against individuals with disabilities.

Hagerstown/Eastern Panhandle MPO


Signature

EXECUTIVE DIRECTOR
Title

2/8/17
Date

Maryland Department of Transportation


Signature

Secretary
Title

4/3/18
Date

West Virginia Department of Transportation


Signature Deputy State Highway Engineer
Planning & Programming

Title

3-20-18
Date



Hagerstown/Eastern Panhandle Metropolitan Planning Organization

33 W. Washington St., 4th Floor, Suite 402, Hagerstown, MD 21740

Phone: 240-313-2080, Fax: 240-313-2084

www.hepmo.net

RESOLUTION NUMBER 2018-03

**A RESOLUTION BY THE HAGERSTOWN/EASTERN PANHANDLE
METROPOLITAN PLANNING ORGANIZATION (HEPMPO)**

CERTIFICATION OF TRANSPORTATION PLANNING PROCESS

RECITALS

WHEREAS, the Hagerstown-Eastern Panhandle Metropolitan Planning Organization (HEPMPO) is required by FAST Act to certify that the transportation planning process in our area is being conducted in accordance with all applicable requirements.

WHEREAS, these requirements are comprised of:

- I. 23 U.S.C. 134, 49 U.S.C. 5303, and this subpart;
- II. In nonattainment and maintenance areas, sections 174 and 176 (c) and (d) of the Clean Air Act, as amended (42 U.S.C. 7504, 7506 (c) and (d)) and 40 CFR part 93;
- III. Title VI of the Civil Rights Act of 1964, as amended (42 U.S.C. 2000-d-1) and 49 CFR part 21;
- IV. 49 U.S.C. 5332, prohibiting discrimination on the basis of race, color, creed, national origin, sex or age in employment or business opportunity
- V. Section 1101(b) of the FAST Act (Pub. L. 109-59) and 49 CFR part 26 regarding the involvement of disadvantaged business enterprises in USDOT funded projects;
- VI. 23 CFR part 230, regarding the implementation of an equal employment opportunity program on Federal and Federal-aid highway construction contracts;
- VII. The provisions of the Americans with Disabilities Act of 1990 (42 U.S.C. 12101 et seq.) and 49 CFR parts 27, 37 and 38;
- VIII. The Older Americans Act, as amended (42 U.S.C. 6101), prohibiting discrimination on the basis of age in programs or activities receiving Federal financial assistance;
- IX. Section 324 of title 23 U.S.C. regarding the prohibition of discrimination based on gender and
- X. Section 504 of the Rehabilitation Act of 1973 (29 U.S.C. 794) and 49 CFR part 27 regarding discrimination against individuals with disabilities.

NOW, THEREFORE, BE IT RESOLVED that the Hagerstown/Eastern Panhandle Metropolitan Planning Organization hereby certify our area's transportation planning process in accordance with 23 CFR 450.334.

PASSED AND DULY ADOPTED this 23rd day of August 2017.



Hagerstown/Eastern Panhandle Metropolitan Planning Organization
33 W. Washington St., 4th Floor, Suite 402, Hagerstown, MD 21740
Phone: 240-313-2080, Fax: 240-313-2084
www.hepmo.net

HAGERSTOWN/EASTERN PANHANDLE
METROPOLITAN PLANNING ORGANIZATION

By

Mark S. Baldwin, Chairman

Attest:

Self-Certifications

Summary of Statutory Requirements

Metropolitan Planning

The States of Maryland West Virginia and HEPMPO shall certify to FHWA and FTA at least every four years that the planning process is addressing major issues facing their area and is being conducted in accordance with all applicable transportation planning requirements. The planning process will undergo joint review and evaluation by FHWA, FTA, and the respective State DOTs to determine if the process meets requirements.

The process for developing the Long Range Transportation Plan (LRTP) and programs shall provide for consideration of all modes of transportation and shall be continuing, cooperative and comprehensive to the degree appropriate, based on the complexity of the transportation problems to be solved.

HEPMPO Actions

HEPMPO is the metropolitan planning organization (MPO) for Berkeley and Jefferson Counties, West Virginia and Washington County, Maryland. As the MPO, we are required by the federal government to bring local government, state transportation agencies and the public into the transportation decision making process. A range of stakeholders come together through HEPMPO to develop:

- Long Range Transportation Plan (LRTP) every four years,
- Unified Planning Work Program (UPWP) annually,
- Transportation Improvement Program (TIP) annually,
- Public Participation Plan,
- Special Studies as required,

Planning is done using a collaborative process that fosters involvement by the public and stakeholders, informs transportation decisions, reflects a community's vision, goals and objectives, considers a variety of alternative strategies and a diverse set of concerns, and accounts for all forms of transportation and their impacts. Guidance is provided through the Technical Advisory Committee (TAC) and the Air Quality Advisory Committee (AQAC) (a subcommittee of the TAC).

Measures prohibiting discrimination and exclusion, and requiring equal opportunity

Title VI, Civil Rights Act of 1964

Title VI prohibits exclusion from participation in, denial of benefits of, and discrimination under federally assisted programs on grounds of race, color, or national origin. Title VI assurance

regulations were also executed by each State, prohibiting discrimination on the basis of sex or disability.

[23 U.S.C. 324 and 29 U.S.C. 794]

Disadvantaged Business Enterprises (DBE)

The DBE program ensures equal opportunity in transportation contracting markets, addresses the effects of discrimination in transportation contracting, and promotes increased participating in federally-funded contracts by small, socially and economically disadvantaged businesses, including minority- and women-owned enterprises. The statute provides that at least 10 percent of the amounts made available for any federal-aid highways, mass transit, and transportation research and technology program be expended with certified DBEs.

[MAP-21, Pub. L. 109-59, Sec. 1101(b); CFR 49, Subtitle A, Part 26]

Americans with Disabilities Act of 1990 (ADA)

Programs and activities funded with federal dollars are prohibited from discrimination based on disability. Compliance with the applicable regulations is a condition of receiving federal assistance from the DOT.

Older Americans Act

Confirms opportunity for employment with no discriminatory personnel practices because of age. Also, the Older American Act Amendments of 2006 included provisions relating to transportation in Title III-B (Grants for State and Community Programs on Aging, Title IV [Technical Assistance and Innovation to Improve Transportation for Older Individuals], Title V [Senior Community Service Employment Program], and Title VI [Native American Aging Programs].

[Pub. L. 89-73, as amended, and 42 U.S.C. 6101]

Section 324 of 23 U.S.C.

No one on the basis of gender shall be denied participation in or benefits of any program or activity receiving federal assistance under Title 23.

Rehabilitation Act of 1973

This law protects qualified individuals from discrimination based on their disability. The nondiscrimination requirements of the law apply to employers and organizations that receive financial assistance from any federal department or agency, including the U.S. Department of Health and Human Services (DHHS).

[29 U.S.C. 794 and 49 CFR, Part 27]

HEPMPO Actions

It is the policy of HEPMPO to afford equal opportunity for participation in programs, activities and employment. All participation decisions are made without regard to race, color, age, sex, religion, national origin, ancestry, marital status, physical or mental handicap that can reasonably be accommodated, or status as a military veteran.

Public involvement is a key component of the transportation planning and programming process. A proactive public involvement process is one that provides complete information, timely public notice, and full public access to major transportation decisions, and supports early and continuing involvement of the public in developing transportation plans and programs.

It is the policy of HEPMPO to afford equal opportunity for employment. All employment decisions are made without regard to race, color, age, sex, religion, national origin, ancestry, marital status, physical or mental handicap that can be reasonably accommodated, or status as a military veteran.

As an agency, we are committed to incorporating Title VI throughout our planning process. Contracts with third-party firms, as well as our personnel manual, feature all federally-required non-discriminatory clauses and Disadvantaged Business Enterprises (DBE) assurances.

We are also asked to reach out to people who are traditionally left out of the transportation planning process, such as low-income and minority households. Periodically, the Public Participation Plan (PPP) undergoes an evaluation of its public participation activities and initiatives. The PPP is then revised or amended to enhance public participation in the transportation planning process (available online at http://www.hepmo.net/PDF/HEPMPO_PublicParticipationPlan.pdf). HEPMPO must show if transportation investments are adversely impacting these populations and that improvements are equitably distributed. Our Environmental Justice (EJ) and Title VI initiatives seek to identify and mitigate the transportation burdens low-income and minority groups carry. It aims to direct spending into these communities, via our project prioritization process, to improve EJ public participation, as well as to plan for and help guide the implementation of community-based transportation projects.

HEPMPO is fully committed to the spirit and intent of the ADA legislation. To facilitate participation by people with disabilities, the following guidelines and activities apply:

- All HEPMPO public meetings and formal events will be held in facilities that are accessible to persons with disabilities;
- All documents available to the public will be provided in alternative formats for qualified individuals with disabilities; and
- Additional accommodations will be provided on an as-needed basis.

APPENDIX B

FY 2019-2022

TIP ADOPTION RESOLUTION(S)



Hagerstown/Eastern Panhandle Metropolitan Planning Organization
33 W. Washington St., 4th Floor, Suite 402, Hagerstown, MD 21740
Phone: 240-313-2080, Fax: 240-313-2084
www.hepmo.net

RESOLUTION NUMBER 2018-12

**A RESOLUTION BY THE HAGERSTOWN/EASTERN PANHANDLE
METROPOLITAN PLANNING ORGANIZATION (HEPMPO)
ENDORING THE TRANSPORTATION IMPROVEMENT PROGRAM
(TIP) FOR FY 2019-2022**

RECITALS

WHEREAS, the MPO is required to develop a Transportation Improvement Program (TIP) in accordance with the requirements of the Fixing America's Surface Transportation Act (FAST Act); and

WHEREAS, the attached FY 2019-2022 TIP was developed in cooperation with the Maryland, West Virginia and Pennsylvania Departments of Transportation, and

WHEREAS, the attached FY 2019-2022 TIP was developed in accordance with HEPMPO's Public Participation Plan which provides for significant opportunity for input in the planning process; and

WHEREAS, the MPO Technical Advisory Committee has reviewed the proposed Transportation Improvement Program and recommended adoption by the Interstate Council of the MPO; and

WHEREAS, the Interstate Council of the MPO has determined that the proposed FY 2019-2022 Transportation Improvement Program is consistent with its proposed plans and programs;

NOW, THEREFORE, BE IT RESOLVED by the Interstate Council of the Hagerstown-Eastern Panhandle Metropolitan Planning Organization that the Transportation Improvement Program for FY 2019-2022 is hereby adopted.

PASSED AND DULY ADOPTED after motion this 11th day of April 2018.

HAGERSTOWN/EASTERN PANHANDLE
METROPOLITAN PLANNING ORGANIZATION

By 
Mark S. Baldwin, Chairman

Attest: 



Hagerstown/Eastern Panhandle Metropolitan Planning Organization

33 W. Washington St., 4th Floor, Suite 402, Hagerstown, MD 21740

Phone: 240-313-2080, Fax: 240-313-2084

www.hepmo.net

**HAGERSTOWN/EASTERN PANHANDLE
METROPOLITAN PLANNING ORGANIZATION (HEPMPO)**

RESOLUTION # 2018 – 15

AMENDMENT TO THE 2019-2022 TRANSPORTATION IMPROVEMENT PLAN

WHEREAS, the Hagerstown/Eastern Panhandle Metropolitan Planning Organization (HEPMPO) is the designated Metropolitan Planning Organization for the Hagerstown-MD-WV-PA urbanized area and region, and includes official representatives of the cities of Hagerstown and Martinsburg, the towns of Washington County and of Berkeley County, the counties of Berkeley, Jefferson and Washington as well as representatives of the Maryland Department of Transportation, the West Virginia Department of Transportation, Washington County Transit, and the Eastern Panhandle Transit Authority; and

WHEREAS, the Hagerstown/Eastern Panhandle Metropolitan Planning Organization, as the Metropolitan Planning Organization for the Hagerstown-MD-WV-PA urbanized area and region, approved the 2019-2022 Transportation Improvement Program at its April 11, 2016 meeting, with federal concurrence received April 17, 2018; and

WHEREAS, federal regulations require that all transportation-related projects must be listed in the approved Transportation Improvement Program with accurate funding schedules in order to be eligible for federal funding; and

WHEREAS, the Transportation Improvement Program consists of projects included in, and in support of, the region's long-range transportation plan and ongoing short-range planning efforts; and

WHEREAS, the Maryland Department of Transportation has requested approval of an amendment to the 2019-2022 Transportation Improvement Program through the approved Transportation Improvement Program amendment process; and

WHEREAS, the Washington County Division of Engineering is requesting to amend one new highway project – Halfway Boulevard Extension, Phase II; and

WHEREAS, the Transportation Improvement Program, as amended, continues to display financial reasonableness and re-affirms the appropriate project selection criteria whereby all requirements for a Transportation Improvement Program in the Fixing America's Surface Transportation Act are met; and

WHEREAS, the proposed Transportation Improvement Program amendments were publicized for a 14-day review from May 2, 2018 to May 15, 2018. No comments were received on this project.

NOW, THEREFORE, BE IT RESOLVED that the Hagerstown/Eastern Panhandle Metropolitan Planning Organization, approves the attached amendments to the 2019-2022



Hagerstown/Eastern Panhandle Metropolitan Planning Organization
33 W. Washington St., 4th Floor, Suite 402, Hagerstown, MD 21740
Phone: 240-313-2080, Fax: 240-313-2084
www.hepmo.net

Transportation Improvement Program and finds them to conform to the applicable West Virginia State Implementation Plan and requirements of the 1990 Clean Air Act Amendments.

I HEREBY CERTIFY that the Hagerstown/Eastern Panhandle Metropolitan Planning Organization approved the aforementioned resolution on May 16, 2018.

May 16, 2018
Date

Kevin Cerrone
Kevin Cerrone, Vice - Chairman
Hagerstown/Eastern Panhandle MPO

Debra Sue Jekard
Attest

APPENDIX C

**MEMORANDUMS OF UNDERSTANDING
AND PLANNING AGREEMENTS**

MEMORANDUM OF UNDERSTANDING
Coordination of the Transportation Planning Processes
Between
Franklin County Metropolitan Planning Organization
and
Hagerstown/Eastern Panhandle Metropolitan Planning Organization

I. Background and Purpose

- A. The Hagerstown/Eastern Panhandle Metropolitan Planning Organization (HEPMPO) and the Franklin County Metropolitan Planning Organization (Franklin MPO) recognize that the Hagerstown, Maryland, Urbanized Boundary extends into Franklin County, Pennsylvania. The purpose of this agreement is to define the roles and responsibilities of the Metropolitan Planning Organizations (MPOs).
- B. This agreement provides the framework for the responsibilities of the Franklin MPO and HEPMPPO in regard to the federally mandated transportation planning and programming for the Hagerstown Urbanized Area within Franklin County. Each MPO will coordinate with the other on planning and programming of studies and projects that will impact the economy, environment, transportation systems and quality of life for the citizens within their respective planning areas.

II. General Points of Understanding and Agreement

- A. We agree to collaborate in the planning, conduct and reporting of transportation related information at the state and regional levels. We agree to share information and plans in order to achieve the goals of state and regional transportation plans, and to assist, where appropriate, in the joint selection of projects, and improve the coordination of investment across borders.
- B. We agree to work together to achieve compliance with all federal planning regulations and guidance.
- C. We agree that staffs of both MPOs will meet as needed to review progress of cooperative efforts, to discuss key findings from program activities, and to discuss the scope, plans and implementation of activities under consideration for the next planning cycle.
- D. We agree that Franklin County will maintain a non-voting seat on the HEPMPPO Board and a representative from the HEPMPPO will have a non-voting seat on the Franklin County MPO Board.
- E. This agreement will be reviewed when either agency identifies the need for a review.

III. Specific Points of Understanding and Agreement

A. MPO Boundary

1. We recognize the Franklin MPO Boundary is the entire County of Franklin.

B. Long Range Transportation Plans (LRTPs)

1. We recognize the currently adopted Franklin County Metropolitan Planning Organization Long Range Transportation Plan is the transportation plan for Franklin County, Pennsylvania. This includes the portion of the Hagerstown Urbanized Area in Franklin County.
2. We agree the Franklin MPO should address planning/programming needs of the Hagerstown Urbanized Area within Franklin County. Findings of the Franklin MPO concerning its portion of the Hagerstown Urbanized Area will be incorporated in the Long Range Transportation Plan for the Franklin MPO.

C. Transportation Improvement Program (TIP)

1. We agree to work together on planning and programming transportation projects for the Hagerstown Urbanized Area within Franklin County where applicable funds are spent on projects and programs that improve the transportation system. However, the Franklin County MPO will program the projects for the section of the Hagerstown Urbanized Area within Franklin County.

D. Unified Planning Work Program (UPWP)

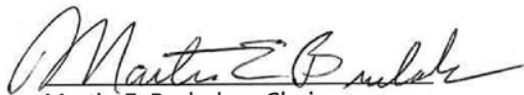
1. The Franklin MPO will develop and submit a work plan for all work in the Hagerstown Urbanized Area within Franklin County.
2. To help ensure the continuity of federal funds and help support the planning process within the two existing MPO planning area boundaries, each agency agrees to abide by the methodology and process currently used to allocate planning funds to the respective MPOs.

E. Other Planning Activities

1. We agree to work together to identify the need for corridor projects that cross the MPO boundary.
2. We agree the Franklin MPO will address urban area boundary issues and review the functional classification of all public roads and streets within

Franklin County on a periodic basis. This review will be completed using the National Functional Classification System guidelines.


3. We agree to cooperate with planning and implementation of our respective management and monitoring systems, especially the congestion management processes (CMP) system.
4. We agree to coordinate air quality maintenance and conformity issues as they affect the regional attainment status and conformity of each MPO's Long Range Transportation Plan and Transportation Improvement Program. However, the Franklin County MPO will be responsible for air quality maintenance and conformity relative to the Hagerstown Urbanized Area within Franklin County.



Martin E. Brubaker, Chairman
Hagerstown/Eastern Panhandle MPO

June 5, 2013

Date



Robert Thomas, Chairman
Franklin County MPO

May 1, 2011

Date

**AGREEMENT AND
MEMORANDUM OF UNDERSTANDING
FOR
COOPERATIVE TRANSPORTATION PLANNING
BETWEEN
HAGERSTOWN/EASTERN PANHANDLE METROPOLITAN PLANNING
ORGANIZATION
AND
WASHINGTON COUNTY TRANSIT**

This Memorandum of Understanding is agreed and entered into on this day 9th day of March, 2017 between Hagerstown/Eastern Panhandle Metropolitan Planning Organization, hereinafter called HEPMPO, and Washington County Transit, hereinafter called WCT. This agreement specifies the roles and responsibilities of HEPMPO, the Metropolitan Planning Organization (MPO) for Washington County MD, Berkeley County WV, Jefferson County WV, Franklin County PA and WCT, the grantee, a publicly owned operator providing deviated route and demand response transit services for carrying out federal transportation planning and programming requirements for a continuing, cooperative and comprehensive transportation planning process.

This agreement provides the parameters for fulfilling the federal transportation planning requirements, and the cooperative effort between the agencies in meeting these requirements. This MOU specifically addresses the roles and responsibilities related to the development of the annual Unified Planning Work Program of a transit component, development of the local Transportation Improvement Program (TIP) and State Transportation Improvement Program (STIP), Air Quality Conformity Determinations, and the development and maintenance of the Multimodal Long Range Transportation Plan.

The roles and responsibilities of the cooperating agencies under this MOU are as follows:

Section 1: Role and Responsibilities of HEPMPO

- A. Role:** To carry out the continuing, cooperative and comprehensive transportation planning process by providing the technical and administrative services necessary to fulfill all applicable federal transportation planning requirements.
- B. Responsibilities:** In accordance with the current Statutory Planning and Programming Requirements in Fixing Americas Surface Transportation Act (FAST Act) and the previous legislation Moving Ahead for Progress in the 21st Century (MAP-21), as well as other federal and state regulations, HEPMPO is responsible for the following activity:
1. Develop an annual Unified Planning Work Program and budget inclusive of a transit work element.
 2. Develop and maintain a fiscally constrained Long Range Multimodal Transportation Plan that addresses the planning factors identified in the transportation legislation. The Long Range Plan and Transportation Improvement Program will incorporate FAST Act and MAP-21 transit provisions including asset management and safety plans with recommendations developed by the transit agency.
 3. Develop and maintain a Transportation Improvement Program (TIP) for the HEPMPO metropolitan planning area inclusive of all highway and transit projects programmed during the TIP period consistent with the TIP/STIP guidelines and timeframes.
 4. Develop an annual listing of obligated projects from the previous fiscal year. The list is to be developed in conjunction with the state and transit provider and made available for public

Monday, May 01, 2017

- review. HEPMPO will contact the transit agency to obtain the information.
5. Develop and maintain a public involvement/participation plan establishing a framework for soliciting public comments on all plans and programs developed by the HEPMPO. Within the plan are procedures and specific timeframes for posting notices and accepting comments relative to the Long Range Transportation Plan and Transportation Improvement Program.
 6. HEPMPO may coordinate any plan development requirements initiated by the state to maintain a coordinated effort between public, private, and non-profit transportation service, human service providers and the general public. The project selection and funding requirements under the former New Freedom program was made optional under MAP-21. Participation in the planning process may be required for grant recipients under the Enhanced Mobility of Seniors and Individuals with Disabilities Program (5310).
 7. Schedule board meetings with the Policy Board and Technical Advisory Committee. Meeting notices, agendas and proposed resolutions are provided to the board prior to each meeting for review.
 8. Provide technical assistance to the local units of government and transit agencies cooperating in the transportation planning process.
 9. Perform the required air quality conformity analysis and determination on all plans and programs developed by HEPMPO.
 10. Coordinate with state, local units of government, and transit agency in the development of all plans, programs and policies established by HEPMPO.
 11. HEPMPO in coordination with the state and transit agency will establish performance targets as required by the Federal Transit Administration's Transit Asset Management and Safety-Related Final Rules.

Section 2: Roles and Responsibilities of WCT

- A. **Role:** To provide deviated route and demand response transit service within the service areas of Washington County, Maryland. Participate in the transportation planning process to insure compliance with FAST Act transit provisions.
- B. **Responsibilities:** Within the frame work of the transportation planning process WCT is represented on the HEPMPO Interstate Council (voting board) and the Technical Advisory Committee (non-voting). As a TAC member WCT provides the Policy Board with technical guidance when making policy decisions and coordinates with HEPMPO to ensure that transit issues are adequately addressed. The responsibilities of the WCT in the planning process are as follows:
 1. To review the planning activity identified in the Unified Planning Work Program to insure that all transit planning emphasis areas are being met.
 2. To participate in the development of the Long Range Multimodal Transportation Plan for the region providing transit program improvements, project cost estimates, and fiscal projections.
 3. To Participate in the development and maintenance of the Transportation Improvement Program providing HEPMPO with the appropriate project information including capital and operating expenses covering the TIP period.
 4. WCT will provide HEPMPO with a list of obligated transit projects from the previous fiscal year to fulfill the annual listing of projects requirement.
 5. The transit agency will review public notices as they relate to transit activity to insure that program requirements are fulfilled.
 6. As a public transit provider, WCT will serve as a stakeholder/committee member in the development and maintenance of the Coordinated Public Transit-Human Services Transportation Plan.
 7. To attend HEPMPO meetings providing transit status reports as necessary.

Monday, May 01, 2017

8. To provide transit related data that supports plans and programs developed through the transportation planning process.
9. To provide the Policy Board with technical assistance that aides in policy decision making.
10. In coordination and cooperation with HEPMPO and the Maryland Transit Administration, WCT will participate in the establishment and maintenance of performance measures and targets.
11. The transit agency will be part of a group transit asset management plan that at a minimum includes capital inventories, condition assessments, and investment prioritization. The transit agency will develop a public safety plan that at a minimum includes safety risk identification and evaluation, minimizing exposure to hazards and performance targets. The information is to be shared with the HEPMPO for incorporation into the Long Range Transportation Plan.

Section 3: Amendments

HEPMPO will continue to review any agreements with WCT to ensure that they continue to satisfy all planning requirements. HEPMPO and WCT may cooperatively amend any sections of this Agreement/MOU in accordance with any new or revised federal regulations. This Agreement/MOU shall remain in effect unless the HEPMPO and WCT terminate the MOU in writing.

Agreed to this 25th day of April, 2017

By:



Matthew Mullenax, Executive Director
Hagerstown/Eastern Panhandle Metropolitan Planning Organization



Kevin Cerrone, Director
Washington County Transit

Monday, May 01, 2017

**AGREEMENT AND
MEMORANDUM OF UNDERSTANDING
FOR
COOPERATIVE TRANSPORTATION PLANNING
BETWEEN
HAGERSTOWN/EASTERN PANHANDLE METROPOLITAN PLANNING
ORGANIZATION
AND
EASTERN PANHANDLE TRANSIT AUTHORITY**

This Memorandum of Understanding is agreed and entered into on this day 9th day of June, 2017 between Hagerstown/Eastern Panhandle Metropolitan Planning Organization, hereinafter called HEPMPO, the Eastern Panhandle Transit Authority, hereinafter called EPTA. This agreement specifies the roles and responsibilities of HEPMPO, the Metropolitan Planning Organization (MPO) for Washington County MD, Berkeley County WV, Jefferson County WV, Franklin County PA and EPTA, the grantee, a publicly owned operator providing deviated route and demand response transit services for carrying out federal transportation planning and programming requirements for a continuing, cooperative and comprehensive transportation planning process.

This agreement provides the parameters for fulfilling the federal transportation planning requirements, and the cooperative effort between the agencies in meeting these requirements. This MOU specifically addresses the roles and responsibilities related to the development of the annual Unified Planning Work Program of a transit component, development of the local Transportation Improvement Program (TIP) and State Transportation Improvement Program (STIP), Air Quality Conformity Determinations, and the development and maintenance of the Multimodal Long Range Transportation Plan.

The roles and responsibilities of the cooperating agencies under this MOU are as follows:

Section 1: Role and Responsibilities of HEPMPO

- A. Role:** To carry out the continuing, cooperative and comprehensive transportation planning process by providing the technical and administrative services necessary to fulfill all applicable federal transportation planning requirements.
- B. Responsibilities:** In accordance with the current Statutory Planning and Programming Requirements in Fixing Americas Surface Transportation Act (Fast Act) and the previous legislation Moving Ahead for Progress in the 21st Century (MAP-21), as well as other federal and state regulations, HEPMPO is responsible for the following activity:
 - 1. Develop an annual Unified Planning Work Program and budget inclusive of a transit work element.
 - 2. Develop and maintain a fiscally constrained Long Range Multimodal Transportation Plan that addresses the planning factors identified in the transportation legislation. The Long Range Plan and Transportation Improvement Program will incorporate FAST Act and MAP-21 transit provisions including asset management and safety plans with recommendations developed by the transit agency.
 - 3. Develop and maintain a Transportation Improvement Program (TIP) for the HEPMPO metropolitan planning area inclusive of all highway and transit projects programmed during the TIP period consistent with the TIP/STIP guidelines and timeframes.
 - 4. Develop an annual listing of obligated projects from the previous fiscal year. The list is to be developed in conjunction with the state and transit provider and made available for public

- review. HEPMPO will contact the transit agency to obtain the information.
5. Develop and maintain a public involvement/participation plan establishing a framework for soliciting public comments on all plans and programs developed by the HEPMPO. Within the plan are procedures and specific timeframes for posting notices and accepting comments relative to the Long Range Transportation Plan and Transportation Improvement Program. EPTA relies on the public participation process for the TIP to satisfy Section 5307 public involvement requirements for the Program of Projects (POP).
 6. HEPMPO may coordinate any plan development requirements initiated by the state to maintain a coordinated effort between public, private, and non-profit transportation service, human service providers and the general public. The project selection and funding requirements under the former New Freedom program was made optional under MAP-21. Participation in the planning process may be required for grant recipients under the Enhanced Mobility of Seniors and Individuals with Disabilities Program (5310).
 7. Schedule board meetings with the Policy Board and Technical Advisory Committee. Meeting notices, agendas and proposed resolutions are provided to the board prior to each meeting for review.
 8. Provide technical assistance to the local units of government and transit agencies cooperating in the transportation planning process.
 9. Perform the required air quality conformity analysis and determination on all plans and programs developed by HEPMPO.
 10. Coordinate with state, local units of government, and transit agency in the development of all plans, programs and policies established by HEPMPO.
 11. HEPMPO in coordination with the state and transit agency will establish and maintain performance targets that address national performance measures issued by the U.S. DOT based on goals outlined in the law including transit safety and asset management.

Section 2: Roles and Responsibilities of EPTA

- A. **Role:** To provide deviated route and demand response transit service within the service areas of Berkeley & Jefferson Counties, West Virginia. Participate in the transportation planning process to insure compliance with FAST Act transit provisions.
- B. **Responsibilities:** Within the frame work of the transportation planning process EPTA is represented on the HEPMPO Interstate Council (voting board) and the Technical Advisory Committee (non-voting). As a TAC member EPTA provides the Policy Board with technical guidance when making policy decisions and coordinates with HEPMPO to ensure that transit issues are adequately addressed. The responsibilities of the EPTA in the planning process are as follows:
 1. To review the planning activity identified in the Unified Planning Work Program to insure that all transit planning emphasis areas are being met.
 2. To participate in the development of the Long Range Multimodal Transportation Plan for the region providing transit program improvements, project cost estimates, and fiscal projections.
 3. To Participate in the development and maintenance of the Transportation Improvement Program providing HEPMPO with the appropriate project information including capital and operating expenses covering the TIP period.
 4. EPTA will provide HEPMPO with a list of obligated transit projects from the previous fiscal year to fulfill the annual listing of projects requirement.
 5. The transit agency will review public notices as they relate to transit activity to insure that program requirements are fulfilled.
 6. As a public transit provider, EPTA will serve as a stakeholder/committee member in the

development and maintenance of the Coordinated Public Transit-Human Services Transportation Plan.

7. To attend HEPMPO meetings providing transit status reports as necessary.
8. To provide transit related data that supports plans and programs developed through the transportation planning process.
9. To provide the Policy Board with technical assistance that aides in policy decision making.
10. In coordination and cooperation with HEPMPO and the state Division of Public Transit, EPTA will participate in the establishment and maintenance of performance measures and targets.
11. The transit agency will develop a transit asset management plan that at a minimum includes capital inventories, condition assessments, and investment prioritization. The transit agency will develop a public safety plan that at a minimum includes safety risk identification and evaluation, minimizing exposure to hazards and performance targets. The information is to be shared with the HEPMPO for incorporation into the Long Range Transportation Plan.

Section 3: Amendments

HEPMPO will continue to review any agreements with EPTA to ensure that they continue to satisfy all planning requirements. HEPMPO and EPTA may cooperatively amend any sections of this Agreement/MOU in accordance with any new or revised federal regulations. This Agreement/MOU shall remain in effect unless the HEPMPO and EPTA terminate the MOU in writing.

Agreed to this 9th day of June, 2017

By:



Matthew Mullenax, Executive Director
Hagerstown/Eastern Panhandle Metropolitan Planning Organization



Douglas Pixler, Director
Eastern Panhandle Transit Authority

APPENDIX D
PERFORMANCE MEASURE RESOLUTIONS



Hagerstown/Eastern Panhandle Metropolitan Planning Organization

33 W. Washington St., 4th Floor, Suite 402, Hagerstown, MD 21740

Phone: 240-313-2080, Fax: 240-313-2084

www.hepmo.net

RESOLUTION NUMBER 2018-07

**A RESOLUTION BY THE HAGERSTOWN/EASTERN PANHANDLE
METROPOLITAN PLANNING ORGANIZATION (HEPMPO)**

ADOPTION OF MARYLAND HIGHWAY PERFORMANCE MEASURE TARGETS

RECITALS

WHEREAS the HEPMPO partners with the Maryland Department of Transportation, the Federal Highway Administration, and the Federal Transit Administration to develop short term planning studies and long term multi-modal metropolitan transportation plans through a "continuous, cooperative and comprehensive planning program" that identify and address the transportation needs of our community in an open collaborative process that builds community consensus; and

WHEREAS, Federal surface transportation legislation, beginning with MAP-21 in 2012 and continued in the FAST Act, established performance requirements for States and MPOs under the Transportation Performance Management (TPM) program; and

WHEREAS, Maryland Department of Transportation coordinated with HEPMPO on the development of their Strategic Highway Safety Plan and targets for five safety performance measures: (1) fatalities, (2) rate of fatalities (3) number of serious injuries (4) rate of serious injuries and (5) number of non-motorized fatalities and non-motorized serious injuries; and

WHEREAS, HEPMPO is a multi-state metropolitan planning organization that will adopt the highway safety targets of both Maryland and West Virginia for each State's respective portions of the planning area; and

WHEREAS, HEPMPO will report baseline safety performance and progress toward achieving the targets in the system performance report of the Long Range Transportation Plan (LRTP); and

WHEREAS, HEPMPO agrees to plan and program projects in the Transportation Improvement Program (TIP) to accomplish the State's targets; and

WHEREAS, HEPMPO will provide this resolution (and future ones) as a mutually agreed-upon way to report targets to State;

NOW THEREFORE BE IT RESOLVED that the Hagerstown/Eastern Panhandle MPO adopts the State of Maryland's highway safety targets.



Hagerstown/Eastern Panhandle Metropolitan Planning Organization
33 W. Washington St., 4th Floor, Suite 402, Hagerstown, MD 21740
Phone: 240-313-2080, Fax: 240-313-2084
www.hepmo.net

PASSED AND DULY ADOPTED this 18th day of October 2017.

HAGERSTOWN/EASTERN PANHANDLE
METROPOLITAN PLANNING ORGANIZATION

By

Mark S. Baldwin, Chairman

Attest:



Hagerstown/Eastern Panhandle Metropolitan Planning Organization
33 W. Washington St., 4th Floor, Suite 402, Hagerstown, MD 21740
Phone: 240-313-2080, Fax: 240-313-2084
www.hepmo.net

RESOLUTION NUMBER 2018-08

**A RESOLUTION BY THE HAGERSTOWN/EASTERN PANHANDLE
METROPOLITAN PLANNING ORGANIZATION (HEPMPO)**

ADOPTION OF WEST VIRGINIA HIGHWAY PERFORMANCE MEASURE TARGETS

RECITALS

WHEREAS the HEPMPO partners with the West Virginia Department of Transportation, the Federal Highway Administration, and the Federal Transit Administration to develop short term planning studies and long term multi-modal metropolitan transportation plans through a "continuous, cooperative and comprehensive planning program" that identify and address the transportation needs of our community in an open collaborative process that builds community consensus; and

WHEREAS, Federal surface transportation legislation, beginning with MAP-21 in 2012 and continued in the FAST Act, established performance requirements for States and MPOs under the Transportation Performance Management (TPM) program; and

WHEREAS, West Virginia Department of Transportation coordinated with HEPMPO on the development of their Strategic Highway Safety Plan and targets for five safety performance measures: (1) fatalities, (2) rate of fatalities (3) number of serious injuries (4) rate of serious injuries and (5) number of non-motorized fatalities and non-motorized serious injuries; and

WHEREAS, HEPMPO is a multi-state metropolitan planning organization that will adopt the highway safety targets of both West Virginia and Maryland for each State's respective portions of the planning area; and

WHEREAS, HEPMPO will report baseline safety performance and progress toward achieving the targets in the system performance report of the Long Range Transportation Plan (LRTP); and

WHEREAS, HEPMPO agrees to plan and program projects in the Transportation Improvement Program (TIP) to accomplish the State's targets; and

WHEREAS, HEPMPO will provide this resolution (and future ones) as a mutually agreed-upon way to report targets to State;

NOW THEREFORE BE IT RESOLVED that the Hagerstown/Eastern Panhandle MPO adopts the State of West Virginia's highway safety targets.

PASSED AND DULY ADOPTED this 18th day of October 2017.

HAGERSTOWN/EASTERN PANHANDLE
METROPOLITAN PLANNING ORGANIZATION



Hagerstown/Eastern Panhandle Metropolitan Planning Organization

33 W. Washington St., 4th Floor, Suite 402, Hagerstown, MD 21740

Phone: 240-313-2080, Fax: 240-313-2084

www.hepmpo.net

By

Mark S. Baldwin, Chairman

Attest:

APPENDIX E

PUBLIC PARTICIPATION DOCUMENTATION



The screenshot displays the Facebook profile of the Hagerstown/Eastern Panhandle Metropolitan Planning Organization (HEPMPO). The cover photo prominently features the title "FY 2019-2022 DRAFT TRANSPORTATION IMPROVEMENT PROGRAM" along with a map of the Hagerstown/Eastern Panhandle MPO area. Below the cover, the page is divided into sections for posts, information, and recommendations.

Posts: Two recent posts from the organization are visible. Both posts announce a public notice for the draft long-range transportation plan (L RTP). The first post, dated 2 hours ago, states that the HEPMPO is seeking input from interested parties on the proposed FY 2019-2022 Transportation Improvement Plan (TIP) for the Hagerstown-Martinsburg, MD-WV Metropolitan Area. The second post, dated 3 hours ago, reiterates the announcement and mentions that the HEPMPO is a federally designated regional transportation planning organization that includes Washington County, MD, Berkeley and Jefferson Counties in WV.

Information: The page includes a "People Also Like" section recommending several local organizations, such as BCT Bank of Charles T... Financial Service, Team Integrity Cycling, Eastern Panhandle Re... Government Organization, and Washington County T... . It also lists languages spoken (English, Spanish, Portuguese, French, German) and provides links for privacy, terms, advertising, and ad choices.

Navigation: The bottom of the page features a navigation bar with links to Home, About, Photos, Reviews, Posts, and Community, along with a "Create a Page" button.



HERALD-MAIL
MEDIA
PUBLISHING • DIGITAL • TELEVISION

RECEIVED
2/27/18

-Affidavit-

P.O. Box 439, 100 Summit Avenue
Hagerstown, MD 21740
301-733-5131

It is hereby certified by the undersigned that the Herald-Mail is a daily newspaper of general circulation, printed in the English language and published in the City of Hagerstown in said County and State; and that the attached order, notice, publication or advertisement of

HEPMPO
33 W WASHINGTON ST STE 402
HAGERSTOWN, MD 21740

was duly published as noted.

Account #: 131608

Contact:

Telephone: (240) 313-2080

Fax:

Run Dates:

Herald Mail: 01/30/18, 02/20/18; HM

Online: 01/30/18, 02/20/18.

Ad ID: 403435

Start: 01/30/18

Stop: 02/20/18

Total Cost: \$206.02

of Lines: 58

Total Depth: 7.236

of Inserts:

Ad Class: 7350

Phone #: (301) 733-5131

Email: kmoreno@herald-mail.com

Lina Sander
HM Legal

Public Notice

The Hagerstown/Eastern Panhandle Metropolitan Planning Organization (HEPMPO) hereby notifies all interested persons that the proposed FY 2019-2022 Transportation Improvement Plan (TIP) for the Hagerstown-Martinsburg, MD-WV Metropolitan Area, that is in Washington County, MD and Berkeley and Jefferson counties, WV, is available for comment and review. The proposed TIP identifies more than \$100 million in projects for highway, transit and other related transportation services that are planned to be constructed or implemented over the next four years throughout the metropolitan area. This public participation process for the Transportation Improvement Program also serves to meet the Federal Transit Administration public participation requirements for the Eastern Panhandle Transit Authority and the Maryland Transit Administration's Program of Projects (POP).

Copies of the draft TIP are available online at the website www.hepmo.net; on display at the Washington County Free Library-Hagerstown, Martinsburg-Berkeley County Library, the Charles Town Library; and the HEPMPPO offices.

The public comment period will begin on Tuesday, January 30, 2018 and end on Thursday, March 1, 2018. Written comments may be mailed to the HEPMPPO's office (33 W. Washington Street, Suite 402, Hagerstown MD 21740), sent via email to info@hepmo.net or submitted on-line at www.hepmo.net/contact. Only written comments will be accepted. Questions should be directed to Matt Mullenax at (240) 313-2081.

Public Notice

The Hagerstown/Eastern Panhandle Metropolitan Planning Organization (HEPMPO) hereby notifies all interested persons that the proposed FY 2019-2022 Transportation Improvement Plan (TIP) for the Hagerstown-Martinsburg, MD-WV Metropolitan Area, that is in Washington County, MD and Berkeley and Jefferson counties, WV, is available for comment and review. The proposed TIP identifies more than \$100 million in projects for highway, transit and other related transportation services that are planned to be constructed or implemented over the next four years throughout the metropolitan area. This public participation process for the Transportation Improvement Program also serves to meet the Federal Transit Administration public participation requirements for the Eastern Panhandle Transit Authority and the Maryland Transit Administration's Program of Projects (POP).

Copies of the draft TIP are available online at the website www.hepmo.net/direction; on display at the Washington County Free Library-Hagerstown,

Martinsburg-Berkeley County Library, Charles Town Library, the three County Commission offices; and Hagerstown and Martinsburg City government offices; the Washington County Transit office, and the Eastern Panhandle Transit Authority office.

The public comment period for the draft LRTP will begin on Tuesday, January 30, 2018 and end at 4:00pm EST on

Thursday, March 1, 2018. Written comments may be mailed to the HEPMP's office (33 W. Washington Street, Suite 402, Hagerstown MD 21740), sent via email to info@hepmo.net or submitted on-line at www.hepmo.net/comments.

Only written comments will be accepted.

Questions should be directed to Matt Mullenax at (240) 313-2081.

1-24-27 (2)

Certificate of Publication

HEPMPO

This is to certify the annexed advertisement

Public Notice

appeared for 1 consecutive days/weeks in The Journal Publishing Company, a newspaper in the City of Martinsburg, WV in it's issue beginning:

20 Feb 2018
and ending

20 Feb 2018

The Journal
207 W. King Street
Martinsburg, WV 25401

Fee (\$) 51.43

THE STATE OF WEST VIRGINIA
COUNTY OF BERKELEY

The foregoing instrument was acknowledged before me this 1 mar 2018 by

Camptree

My commission expires Apr 29 2018

Carol Bush

Notary Public



OFFICIAL SEAL
STATE OF WEST VIRGINIA
NOTARY PUBLIC
Carol Bush
23 Armstrong Way
Martinsburg, WV 25403
My Commission Expires April 29, 2018

**FY 2019 – 2022 TIP Public Comments Received during the Public Comment Period
(January 30 – March 1, 2018:**

Comment 1:

“An ever-growing problem in Berkeley County is that, with the continued building of residences, the roads in the area are becoming more and more crowded. Route 9 and Route 901 seem to have more traffic weekly. It is all but impossible for us to get out of our development at times onto Route 9, especially if we have to turn left. More thought needs to be given to the impact of traffic on local roads, not to mention schools, as development continues. It’s great for the local economy to have more people move here and it’s good for young families to be able to afford a home. But, if traffic becomes gridlock and schools become overcrowded, the quality of life will go down and people will begin to find other places to live.”

MPO Response:

Good Morning Ms. [resident], thank you for providing comments on transportation planning needs in our area, specifically WV9 and CR901. These will be included as part of the Long Range Transportation Plan development and will be provided to WV Division of Highways, as well as our local planning partners.

*Sincerely,
Matt Mullenax*

Comment 2:

“Hi Matt,
I am following up on John McVey's JOURNAL story about TIP.
Based on the feedback that I receive from many locals, I would recommend ALL of the improvements to Apple Harvest Drive be funded.
I am referring to the various "fixes" that the WV DoH planned. Show & Tell of several planned fixes were presented to public at the Orchard View Elementary school on Delmar Orchard Road, a year or so ago.

Several of the fixes are to keep traffic off of Apple Harvest Dr. ie: a new "back door" road from Winchester Ave. to Foxcroft, that would be North of the Lowe's store. Crossing the RR would probably be the most serious issue, but there are crossings at every block in downtown.(Race, Martin, Burke, King, John Streets as example)
The North bound exit 12 ramp that could wrap around behind McDonald's and align with Foxcroft, was another big improvement.

With the growth already there or planned (BRCTC Expansion, Hilton Garden Inn with more behind, The Crossings, a new Ford dealership, Weis with plus+plus+plus) and City water/services available, i feel the need for those improvements is already past due.

Matt, please let me know if these comments need to be in a different format.”

MPO Response:

Good morning [resident, good to hear from you. Thank you for providing your comments. There is no formal format for comment submission so they are perfectly acceptable in this form. If you are not adverse, I will include these comments for the record of our draft Long Range Transportation Plan.

My understanding on the latest of the WV45 Corridor Traffic Operations and Safety Study is all the improvements recommended (except for Exit 12 ramp realignment and US11-Foxcroft connector behind Lowe's) are in the process of having funding programmed by WVDOT. Hopefully we will receive word soon that work is moving forward from planning phase to engineering/construction.

The Exit 12 realignment of the northbound exit ramp will require more, as this type of work must be reviewed by the Federal Highway Administration via an Interchange Modification Report as part of the Interstate System. I am hopeful this required planning work will start soon as well. In terms of the US11-Foxcroft connector behind Lowe's, I am uncertain how much discussion WVDOT has had with Winchester & Western RR. I believe W&W's current policy is for every new at-grade crossing, three existing crossings must be closed and if so careful consideration will be given to best move forward.

Thank you, Matt

APPENDIX F

INDIVIDUAL HIGHWAY PROJECT SHEETS

“The mapping products in this document are for informational purposes and may not have been prepared for, or be suitable for legal, engineering, or surveying purposes. Users of this information should review or consult the primary data and information sources to ascertain the usability of the information.”

**BERKELEY COUNTY, WV
HIGHWAY PROJECT SHEETS**

HEPMPO Transportation Improvement Program

FY 2019-2022

Individual Project Sheets

Project Description

MPO ID : B2011-09	State: West Virginia	County: Berkeley	Proj. Rev. #: 5
State ID: X302-51-00518 00		Federal ID: STP-0051(035,040)	
Project Name: Inwood Bypass			

Project Description: Construct Roadways and Utilities

Limits: WV 51

Remarks: Added: 2/16/2011; Last Amended: 8/24/2016

Project Funding Information

Schedule and Costs by Phase of Work

Total Cost: \$18,689.40 (thousands)

Phase	Prior	2019	2020	2021	2022	2023	2024
CON	18,689.40						
Total	18,689.40	0.00	0.00	0.00	0.00	0.00	0.00

Schedule and Costs by Funding Source

Total Cost: \$18,689.40 (thousands)

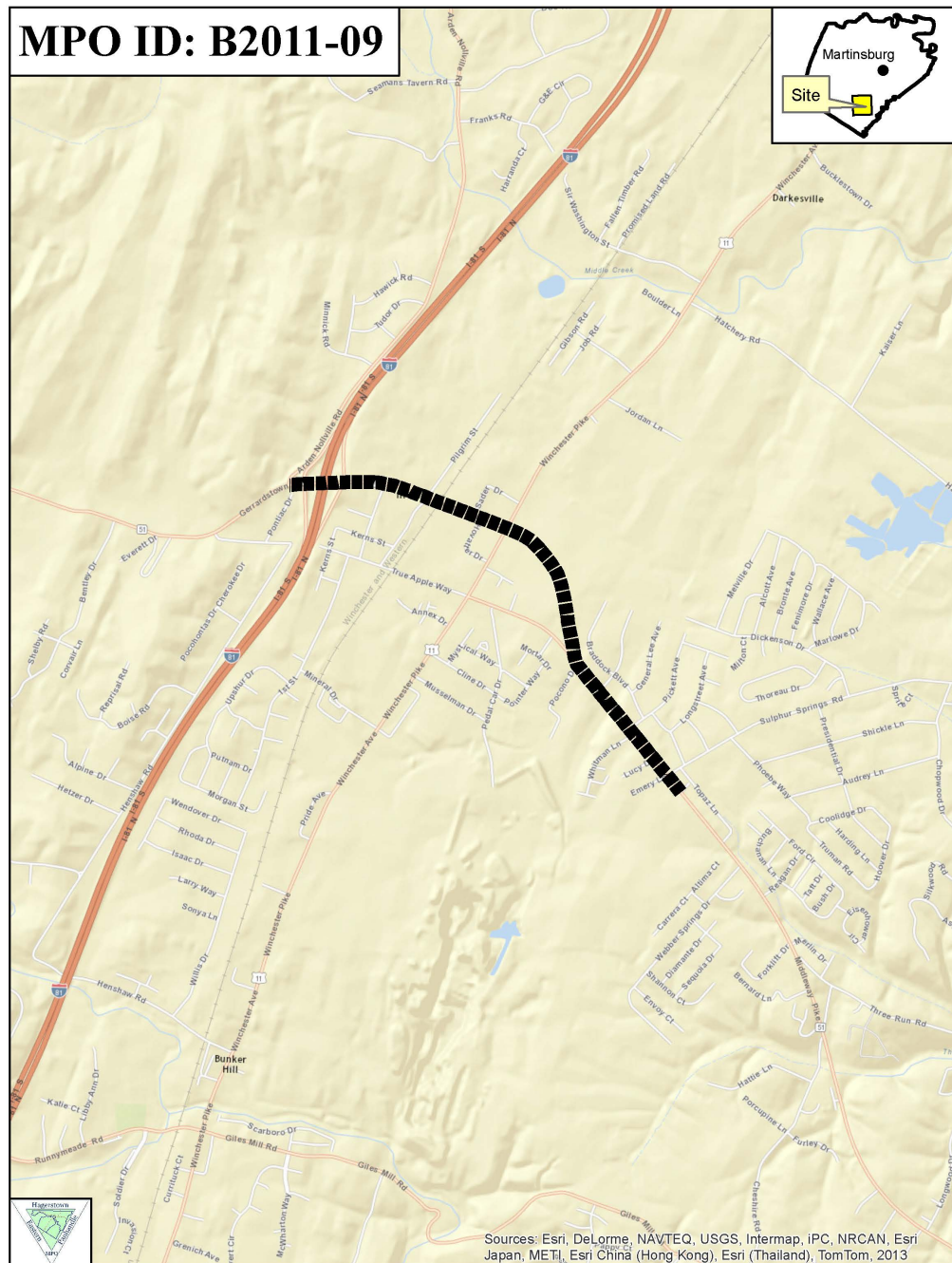
Source	prior	2017	2020	2021	2022	2023	2024
NHPP	18,689.40						
Total	18,689.40	0.00	0.00	0.00	0.00	0.00	0.00

HEPMPO Transportation Improvement Program

FY 2019-2022

Individual Project Sheets

Project Location Map



**HEPMPO Transportation Improvement Program
FY 2019-2022
Individual Project Sheets**

Project Description

MPO ID : B2013-05	State: West Virginia	County: Berkeley	Proj. Rev. #: 4
State ID: U302-45-1898		Federal ID: HSIG-0045(063)D	
Project Name: WV 45 Eagle School Road			

Project Description: Add a Left Turn Lane

Limits: Intersection of WV 45 and CR 45/5 (Eagle School Road)

Remarks: Added: 2/6/2013; Last Amended: 10/21/2015

Project Funding Information

Schedule and Costs by Phase of Work

Total Cost: \$500.00 (thousands)

Phase	Prior	2019	2020	2021	2022	2023	2024
CON	350.00						
PE	15.00						
ROW	135.00						
Total	500.00	0.00	0.00	0.00	0.00	0.00	0.00

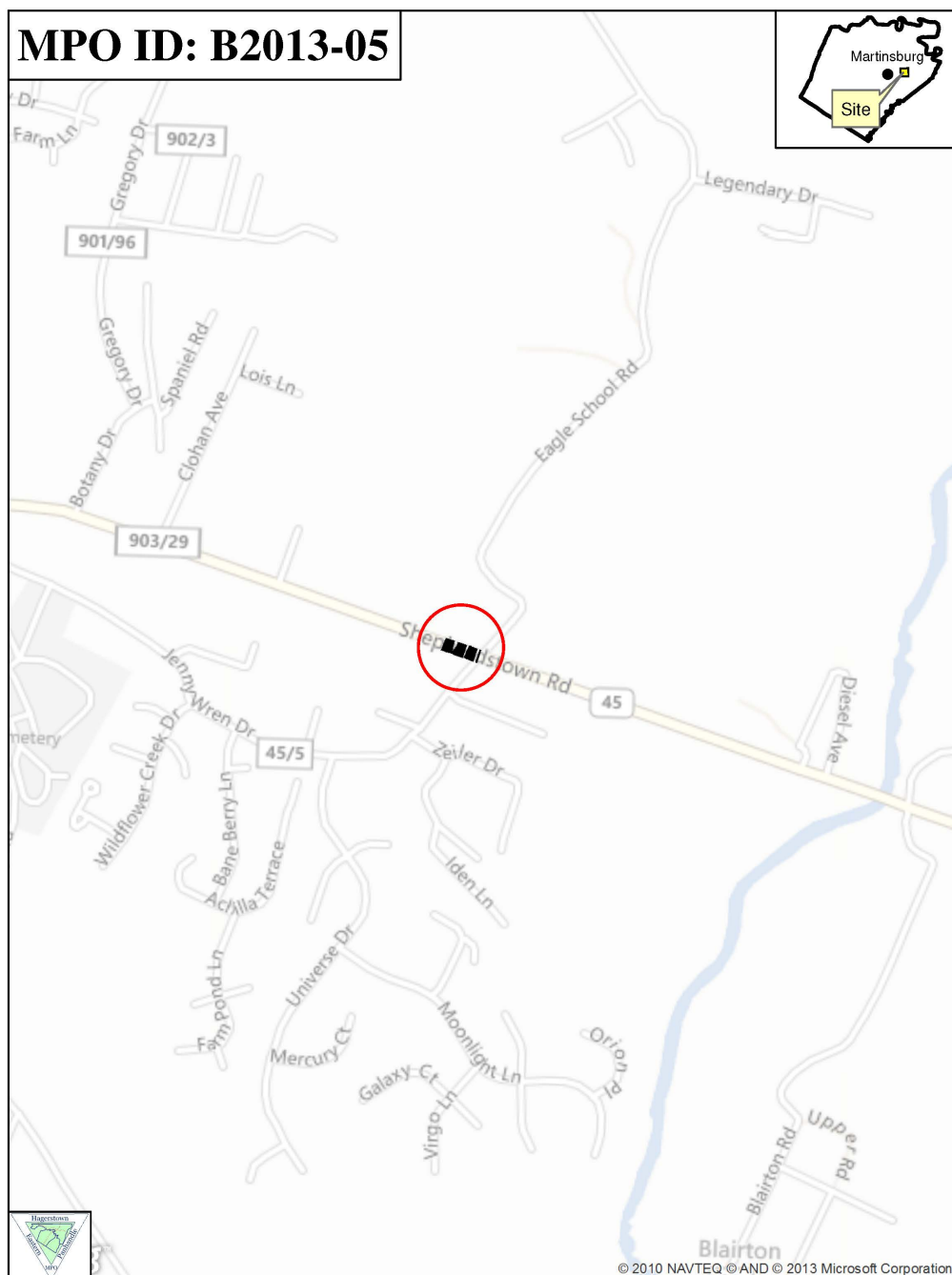
Schedule and Costs by Funding Source

Total Cost: \$500.00 (thousands)

Source	prior	2017	2020	2021	2022	2023	2024
HSIP	500.00						
Total	500.00	0.00	0.00	0.00	0.00	0.00	0.00

**HEPMPO Transportation Improvement Program
FY 2019-2022
Individual Project Sheets**

Project Location Map



HEPMPO Transportation Improvement Program

FY 2019-2022

Individual Project Sheets

Project Description

MPO ID : B2014-05	State: West Virginia	County: Berkeley	Proj. Rev. #: 3
State ID: U302-45-01767 00		Federal ID: CMAQ-0045(066,067,068)D	
Project Name: North High Street Traffic Signal			

Project Description: Construct turn lane and install traffic signal

Limits: Intersection of North High St and WV 45

Remarks: Added: 1/15/2014; Last Amended: 1/18/2017; CON split by funding; second half of CON has separate Federal ID of HSIP-0045(067)D

Project Funding Information

Schedule and Costs by Phase of Work

Total Cost: \$825.00 (thousands)

Phase	Prior	2019	2020	2021	2022	2023	2024
CON	500.00						
PE	25.00						
ROW	300.00						
Total	825.00	0.00	0.00	0.00	0.00	0.00	0.00

Schedule and Costs by Funding Source

Total Cost: \$825.00 (thousands)

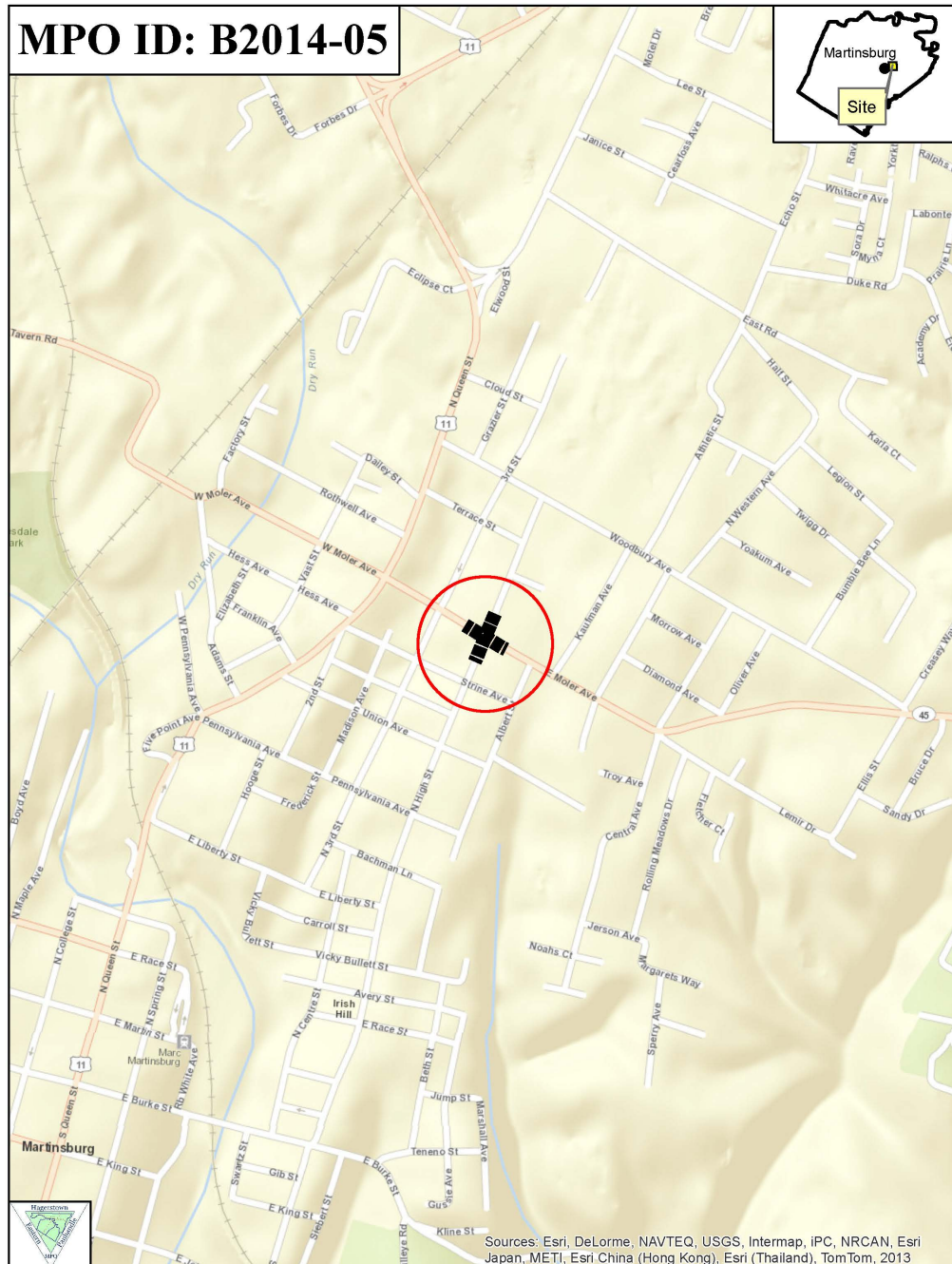
Source	prior	2017	2020	2021	2022	2023	2024
CMAQ	360.00						
HSIP	300.00						
STATE	165.00						
Total	825.00	0.00	0.00	0.00	0.00	0.00	0.00

HEPMPO Transportation Improvement Program

FY 2019-2022

Individual Project Sheets

Project Location Map



HEPMPO Transportation Improvement Program

FY 2019-2022

Individual Project Sheets

Project Description

MPO ID : B2014-13	State: West Virginia	County: Berkeley	Proj. Rev. #: 3
State ID: U302-11-02448 00		Federal ID: CMAQ-0011(144)D	
Project Name: Broad Lane Improvements			

Project Description: Construction of right turn lane and installation of traffic signal

Limits: Intersection of US 11 and Broad Lane

Remarks: Added: 10/16/2013; Last Amended: 3/15/2017

Project Funding Information

Schedule and Costs by Phase of Work

Total Cost: \$460.00 (thousands)

Phase	Prior	2019	2020	2021	2022	2023	2024
CON	360.00						
ROW	100.00						
Total	460.00	0.00	0.00	0.00	0.00	0.00	0.00

Schedule and Costs by Funding Source

Total Cost: \$460.00 (thousands)

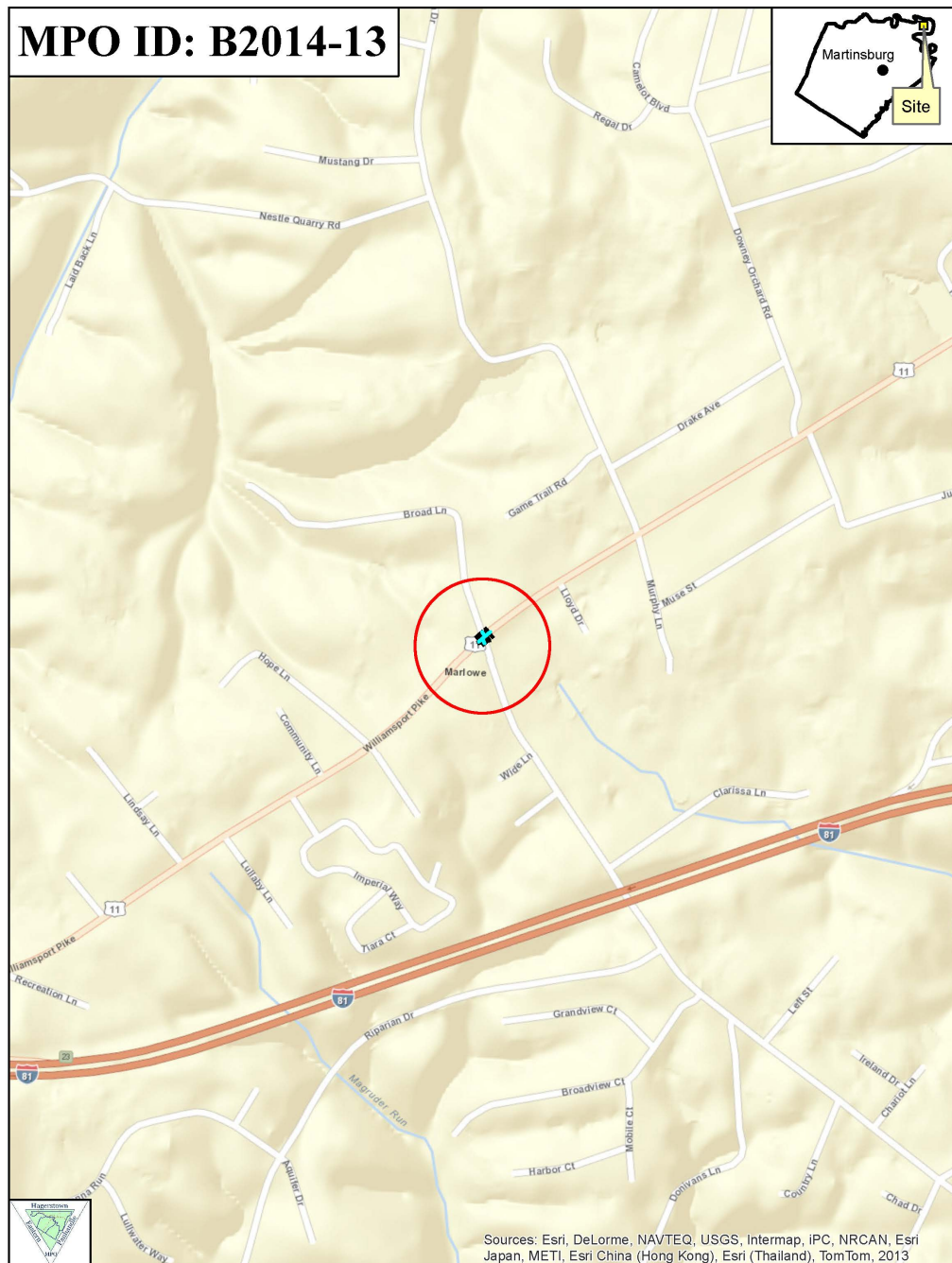
Source	prior	2017	2020	2021	2022	2023	2024
CMAQ	304.00						
STATE	156.00						
Total	460.00	0.00	0.00	0.00	0.00	0.00	0.00

HEPMPO Transportation Improvement Program

FY 2019-2022

Individual Project Sheets

Project Location Map



HEPMPO Transportation Improvement Program

FY 2019-2022

Individual Project Sheets

Project Description

MPO ID : B2016-04	State: West Virginia	County: Berkeley	Proj. Rev. #: 0
State ID: S302-011-01200		Federal ID: STP-0011(159-160)D	
Project Name: Martinsburg Signal System			

Project Description: Signal Renovation

Limits: City of Martinsburg, WV

Remarks: Added: 1/20/2016; ENG obligated 10/18/2017

Project Funding Information

Schedule and Costs by Phase of Work

Total Cost: \$1,750.00 (thousands)

Phase	Prior	2019	2020	2021	2022	2023	2024
CON	1,600.00						
PE	150.00						
Total	1,750.00	0.00	0.00	0.00	0.00	0.00	0.00

Schedule and Costs by Funding Source

Total Cost: \$1,750.00 (thousands)

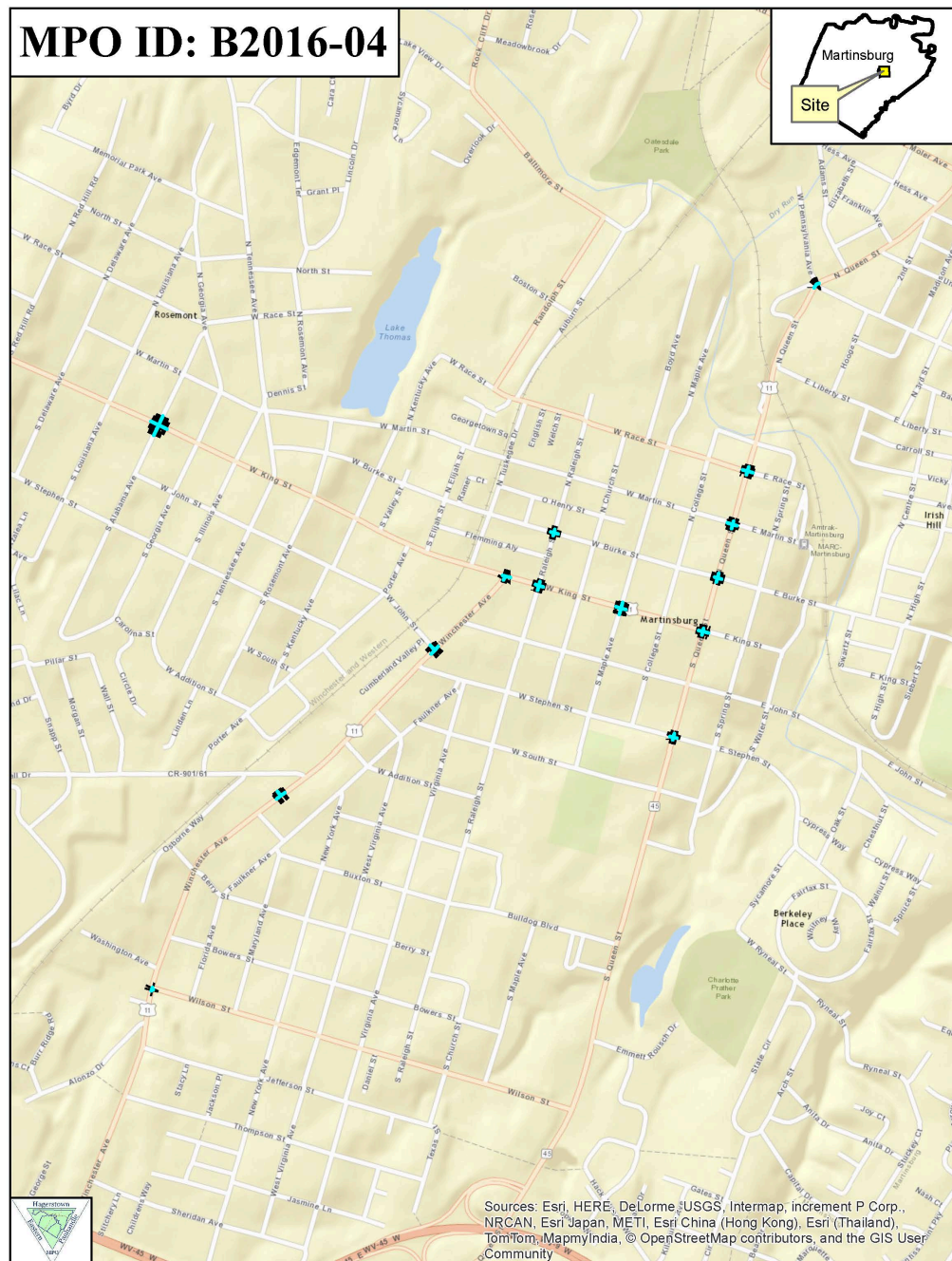
Source	prior	2017	2020	2021	2022	2023	2024
STATE	350.00						
STP	1,400.00						
Total	1,750.00	0.00	0.00	0.00	0.00	0.00	0.00

HEPMPO Transportation Improvement Program

FY 2019-2022

Individual Project Sheets

Project Location Map



HEPMPO Transportation Improvement Program
FY 2019-2022
Individual Project Sheets

Project Description

MPO ID : B2017-01	State: West Virginia	County: Berkeley	Proj. Rev. #: 0
State ID: U302-11-00714		Federal ID: STP-0011(161)D	
Project Name: Nadenbousch Lane Signal			

Project Description: Install Traffic Signal

Limits: Intersection of US Route 11 (Winchester Ave) and Nadenbousch Lane

Remarks: Added: 8/24/2016

Project Funding Information

Schedule and Costs by Phase of Work

Total Cost: \$175.00 (thousands)

Phase	Prior	2019	2020	2021	2022	2023	2024
CON	175.00						
Total	175.00	0.00	0.00	0.00	0.00	0.00	0.00

Schedule and Costs by Funding Source

Total Cost: \$175.00 (thousands)

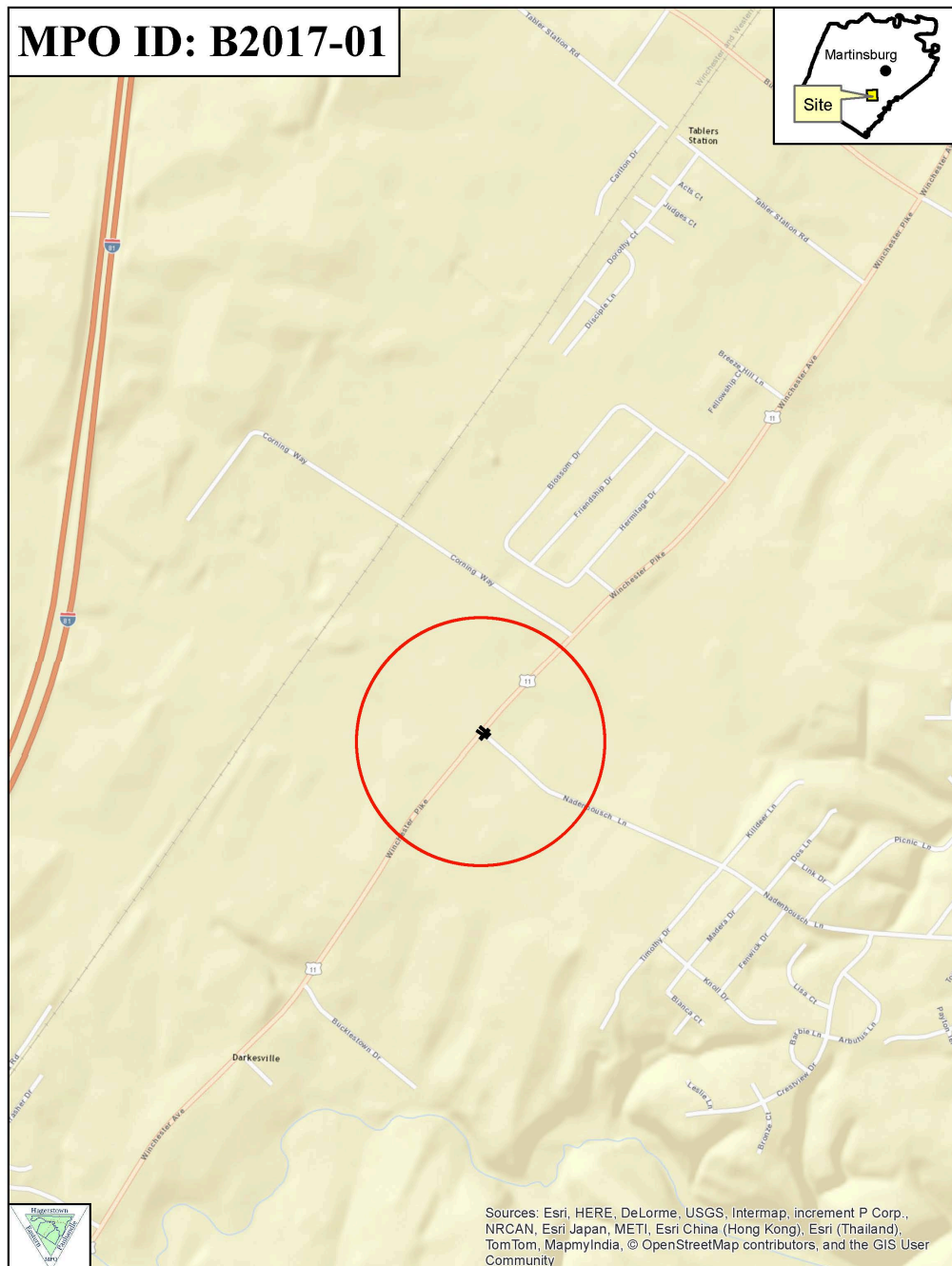
Source	prior	2017	2020	2021	2022	2023	2024
STATE	35.00						
STP	140.00						
Total	175.00	0.00	0.00	0.00	0.00	0.00	0.00

HEPMPO Transportation Improvement Program

FY 2019-2022

Individual Project Sheets

Project Location Map



HEPMPO Transportation Improvement Program

FY 2019-2022

Individual Project Sheets

Project Description

MPO ID : B2017-02	State: West Virginia	County: Berkeley	Proj. Rev. #: 3
State ID: U302-10-00138		Federal ID: CMAQ-0010(273)D	
Project Name: Rock Cliff I/S Improvements			

Project Description: Construct Roundabout

Limits: Intersection of Rock Cliff Drive and Tavern Road

Remarks: Added: 8/24/2016; Last Adjusted: 07/06/2018

Project Funding Information

Schedule and Costs by Phase of Work

Total Cost: \$1,589.00 (thousands)

Phase	Prior	2019	2020	2021	2022	2023	2024
CON		1,084.00					
PE	115.00						
ROW	390.00						
Total	505.00	1,084.00	0.00	0.00	0.00	0.00	0.00

Schedule and Costs by Funding Source

Total Cost: \$1,589.00 (thousands)

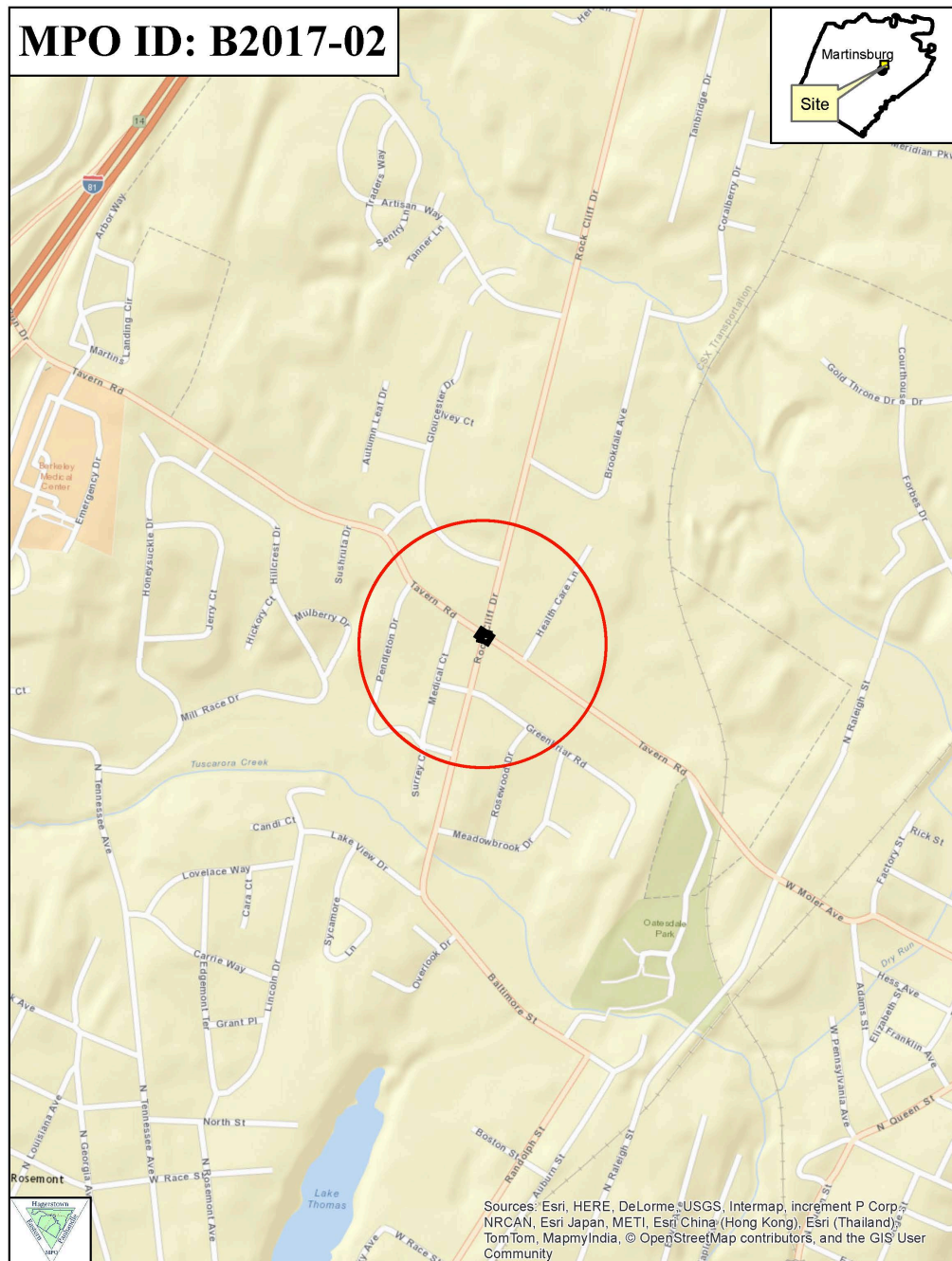
Source	prior	2019	2020	2021	2022	2023	2024
CMAQ	482.00	867.20					
STATE	23.00	216.80					
Total	505.00	1,084.00	0.00	0.00	0.00	0.00	0.00

HEPMPO Transportation Improvement Program

FY 2019-2022

Individual Project Sheets

Project Location Map



HEPMPO Transportation Improvement Program

FY 2019-2022

Individual Project Sheets

Project Description

MPO ID : B2018-01	State: West Virginia	County: Berkeley	Proj. Rev. #: 0
State ID: U302-81-00775(00)		Federal ID: NFA-2317001	
Project Name: Tabler Sta Rd - Apple Harv Dr (I-81)			

Project Description: Widen Interstate 81 from Exit 12 (Apple Harvest Drive) to Exit 8 (Tabler Station Road) to six lanes using the State General Obligation Bond

Limits: From Exit 12 to Exit 8

Remarks: Added: 10/18/2017

Project Funding Information

Schedule and Costs by Phase of Work

Total Cost: \$75,000.00 (thousands)

Phase	Prior	2019	2020	2021	2022	2023	2024
CON	75,000.00						
Total	75,000.00	0.00	0.00	0.00	0.00	0.00	0.00

Schedule and Costs by Funding Source

Total Cost: \$75,000.00 (thousands)

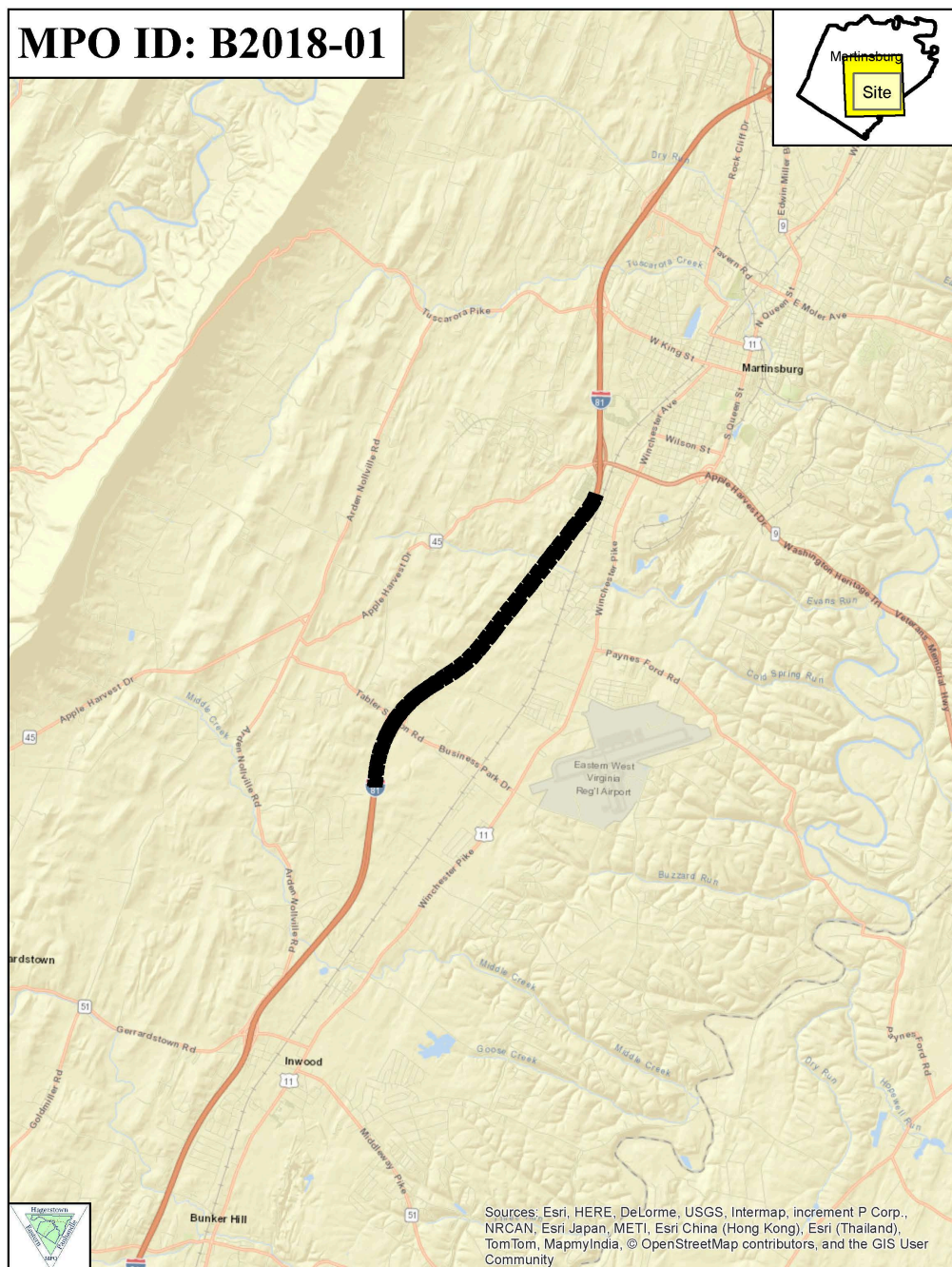
Source	prior	2017	2020	2021	2022	2023	2024
STATE	75,000.00						
Total	75,000.00	0.00	0.00	0.00	0.00	0.00	0.00

HEPMPO Transportation Improvement Program

FY 2019-2022

Individual Project Sheets

Project Location Map



HEPMPO Transportation Improvement Program

FY 2019-2022

Individual Project Sheets

Project Description

MPO ID : B2018-02	State: West Virginia	County: Berkeley	Proj. Rev. #: 0
State ID: X302-051-00518(02)		Federal ID: STP-0051(048)D	
Project Name: Inwood Bypass (Ph 2) (GO Bond 2)			

Project Description: Construct 4-lane bypass

Limits: WV 51, from Interstate 81 east to Winchester Western RR

Remarks: Added January 17, 2018

Project Funding Information

Schedule and Costs by Phase of Work

Total Cost: \$24,100.00 (thousands)

Phase	Prior	2019	2020	2021	2022	2023	2024
CON		23,500.00					
ROW	600.00						
Total	600.00	23,500.00	0.00	0.00	0.00	0.00	0.00

Schedule and Costs by Funding Source

Total Cost: \$24,100.00 (thousands)

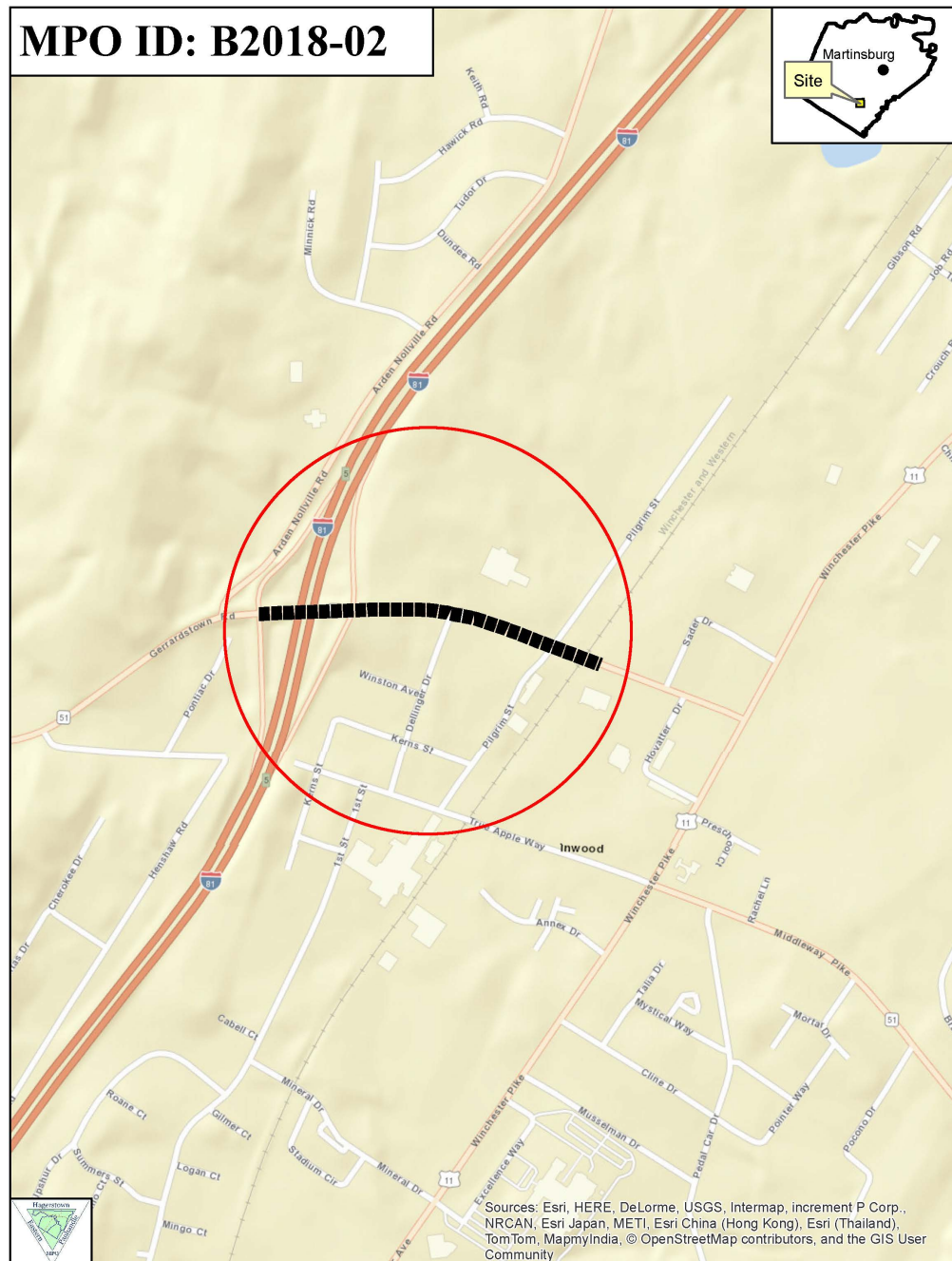
Source	prior	2017	2020	2021	2022	2023	2024
STATE	120.00	23,500.00					
STP	480.00						
Total	600.00	23,500.00	0.00	0.00	0.00	0.00	0.00

HEPMPO Transportation Improvement Program

FY 2019-2022

Individual Project Sheets

Project Location Map



HEPMPO Transportation Improvement Program

FY 2019-2022

Individual Project Sheets

Project Description

MPO ID : B2019-01	State: West Virginia	County: Berkeley	Proj. Rev. #: 0
State ID: n/a		Federal ID: n/a	
Project Name: Maintenance & System Preservation - Bridge Program			

Project Description: Bridge maintenance, rehabilitation, and replacement; inspections - such as bridge overlays/sealing, clean and paint, deck expansion joints

Limits: Areawide

Remarks: Added July 1, 2018; Federal sources include: STP, ACBR, NHPP

Project Funding Information

Schedule and Costs by Phase of Work

Total Cost: \$10,237.00 (thousands)

Phase	Prior	2019	2020	2021	2022	2023	2024
CON	9,292.00						
PE	490.00			450.00			
ROW	5.00						
Total	9,787.00	0.00	0.00	450.00	0.00	0.00	0.00

Schedule and Costs by Funding Source

Total Cost: \$10,237.00 (thousands)

Source	prior	2017	2020	2021	2022	2023	2024
FED	3,941.00			360.00			
STATE	5,846.00			90.00			
Total	9,787.00	0.00	0.00	450.00	0.00	0.00	0.00

**HEPMPO Transportation Improvement Program
FY 2019-2022
Individual Project Sheets**

Project Location Map

Projects Programmed:

B2017-03 - Middleway Bridge

B2017-08.1.01 - Mill Creek O/P NB & SB

B2017-08.1.02 - Johnsontown Bridge (Garvee)

B2017-08.1.03 - Rock Cliff Dr Bridge (Garvee)

HEPMPO Transportation Improvement Program

FY 2019-2022

Individual Project Sheets

Project Description

MPO ID : B2019-02	State: West Virginia	County: Berkeley	Proj. Rev. #: 0
State ID: n/a		Federal ID: n/a	
Project Name: Maintenance & System Preservation - Pavement			

Project Description: Pavement maintenance, rehabilitation and reconstruction, resurfacing

Limits: Areawide

Remarks: Added July 1, 2018; Federal funding sources include: NHPP, ACST

Project Funding Information

Schedule and Costs by Phase of Work

Total Cost: \$2,550.00 (thousands)

Phase	Prior	2019	2020	2021	2022	2023	2024
CON	2,550.00						
Total	2,550.00	0.00	0.00	0.00	0.00	0.00	0.00

Schedule and Costs by Funding Source

Total Cost: \$2,550.00 (thousands)

Source	prior	2017	2020	2021	2022	2023	2024
FED	2,210.00						
STATE	340.00						
Total	2,550.00	0.00	0.00	0.00	0.00	0.00	0.00

**HEPMPO Transportation Improvement Program
FY 2019-2022
Individual Project Sheets**

Project Location Map

Projects Programmed:

B2019-02.01 - Buck Hill - Apple Harvest Drive (WV 45)

B2019-02.01 - Lowe's Entrance - New York Avenue (WV 45)

B2019-02.03 - N Martinsburg - Spring Mills (I-81)

B2019-02.04 - I-81 Shoulder Seal

**HEPMPO Transportation Improvement Program
FY 2019-2022
Individual Project Sheets**

Project Description

MPO ID : B2019-03	State: West Virginia	County: Berkeley	Proj. Rev. #: 0
State ID: n/a		Federal ID: n/a	
Project Name: Maintenance & System Preservation - Other			

Project Description: Other maintenance, rehabilitation, and replacement (non-pavement) items such as lighting, guardrail, retaining walls, slides, signal and sign renovation and/or

Limits: Areawide

Remarks: Added July 1, 2018; Federal funding sources include: HSIP

Project Funding Information

Schedule and Costs by Phase of Work

Schedule and Costs by Funding Source

**HEPMPO Transportation Improvement Program
FY 2019-2022
Individual Project Sheets**

Project Location Map

No Projects Programmed

HEPMPO Transportation Improvement Program

FY 2019-2022

Individual Project Sheets

Project Description

MPO ID : B2019-04	State: West Virginia	County: Berkeley	Proj. Rev. #: 3
State ID: n/a		Federal ID: n/a	
Project Name: Operational Improvements - Miscellaneous			

Project Description: Localized mobility; striping and signing; lighting, signals, signage, non-capacity adding work

Limits: Areawide

Remarks: Added July 1, 2018; Adjusted 5/16/2018; Federal funding sources include: STP, NHPP

Project Funding Information

Schedule and Costs by Phase of Work

Total Cost: \$8,500.00 (thousands)

Phase	Prior	2019	2020	2021	2022	2023	2024
CON			8,000.00				
PE	500.00						
Total	500.00	0.00	8,000.00	0.00	0.00	0.00	0.00

Schedule and Costs by Funding Source

Total Cost: \$8,500.00 (thousands)

Source	prior	2017	2020	2021	2022	2023	2024
FED	450.00		7,200.00				
STATE	50.00		800.00				
Total	500.00	0.00	8,000.00	0.00	0.00	0.00	0.00

**HEPMPO Transportation Improvement Program
FY 2019-2022
Individual Project Sheets**

Project Location Map

Projects Included:
B2019-04.01 - I-81 Lighting

HEPMPO Transportation Improvement Program

FY 2019-2022

Individual Project Sheets

Project Description

MPO ID : B2019-05	State: West Virginia	County: Berkeley	Proj. Rev. #: 1
State ID: n/a		Federal ID: n/a	
Project Name: Bike & Pedestrian & Community Development			

Project Description: Non-traditional transportation projects; non-motorized travel funded with TAP funding and/or RTS funding

Limits: Areawide

Remarks: Added July 1, 2018; Federal funding sources include: TAP, RTS

Project Funding Information

Schedule and Costs by Phase of Work

Total Cost: \$1,353.50 (thousands)

Phase	Prior	2019	2020	2021	2022	2023	2024
CON		1,311.00					
PE		42.50					
Total	0.00	1,353.50	0.00	0.00	0.00	0.00	0.00

Schedule and Costs by Funding Source

Total Cost: \$1,353.50 (thousands)

Source	prior	2017	2020	2021	2022	2023	2024
FED		1,091.30					
STATE		262.20					
Total	0.00	1,353.50	0.00	0.00	0.00	0.00	0.00

**HEPMPO Transportation Improvement Program
FY 2019-2022
Individual Project Sheets**

Project Location Map

Projects Programmed:

B2016-01 - Martinsburg Train Station Corridor

B2019-05.01 - Martinsburg ADA Ramp Upgrades

**HEPMPO Transportation Improvement Program
FY 2019-2022
Individual Project Sheets**

Project Description

MPO ID : B2019-06	State: West Virginia	County: Berkeley	Proj. Rev. #: 0
State ID: n/a		Federal ID: n/a	
Project Name: Emergency Relief (ER) Projects			

Project Description: Emergency projects due to storm events

Limits: Areawide

Remarks: Added July 1, 2018

Project Funding Information

Schedule and Costs by Phase of Work

Schedule and Costs by Funding Source

**HEPMPO Transportation Improvement Program
FY 2019-2022
Individual Project Sheets**

Project Location Map

No Projects Programmed

**HEPMPO Transportation Improvement Program
FY 2019-2022
Individual Project Sheets**

Project Description

MPO ID : B2019-07	State: West Virginia	County: Berkeley	Proj. Rev. #: 0
State ID: n/a		Federal ID: n/a	
Project Name: Technical Support			

Project Description: Non-capital program projects such as: research, bridge inspections, agency funded positions, etc.

Limits: Areawide

Remarks: Added July 1, 2018

Project Funding Information

Schedule and Costs by Phase of Work

Schedule and Costs by Funding Source

**HEPMPO Transportation Improvement Program
FY 2019-2022
Individual Project Sheets**

Project Location Map

No Projects Programmed

**JEFFERSON COUNTY, WV
HIGHWAY PROJECT SHEETS**

HEPMPO Transportation Improvement Program

FY 2019-2022

Individual Project Sheets

Project Description

MPO ID : J2008-08	State: West Virginia	County: Jefferson	Proj. Rev. #: 6
State ID: U319-340-00000		Federal ID: NH-0340(039 & 048)	
Project Name: VA Line to Charles Town Rd			

Project Description: Upgrade to 4 lanes

Limits: US 340 from VA State line to CO 20/1

Remarks: Added: 1/23/2008; Last Amended: 8/23/2017

Project Funding Information

Schedule and Costs by Phase of Work

Total Cost: \$50,000.00 (thousands)

Phase	Prior	2019	2020	2021	2022	2023	2024
CON		7,980.00	16,060.00	15,960.00			
ROW	10,000.00						
Total	10,000.00	7,980.00	16,060.00	15,960.00	0.00	0.00	0.00

Schedule and Costs by Funding Source

Total Cost: \$50,000.00 (thousands)

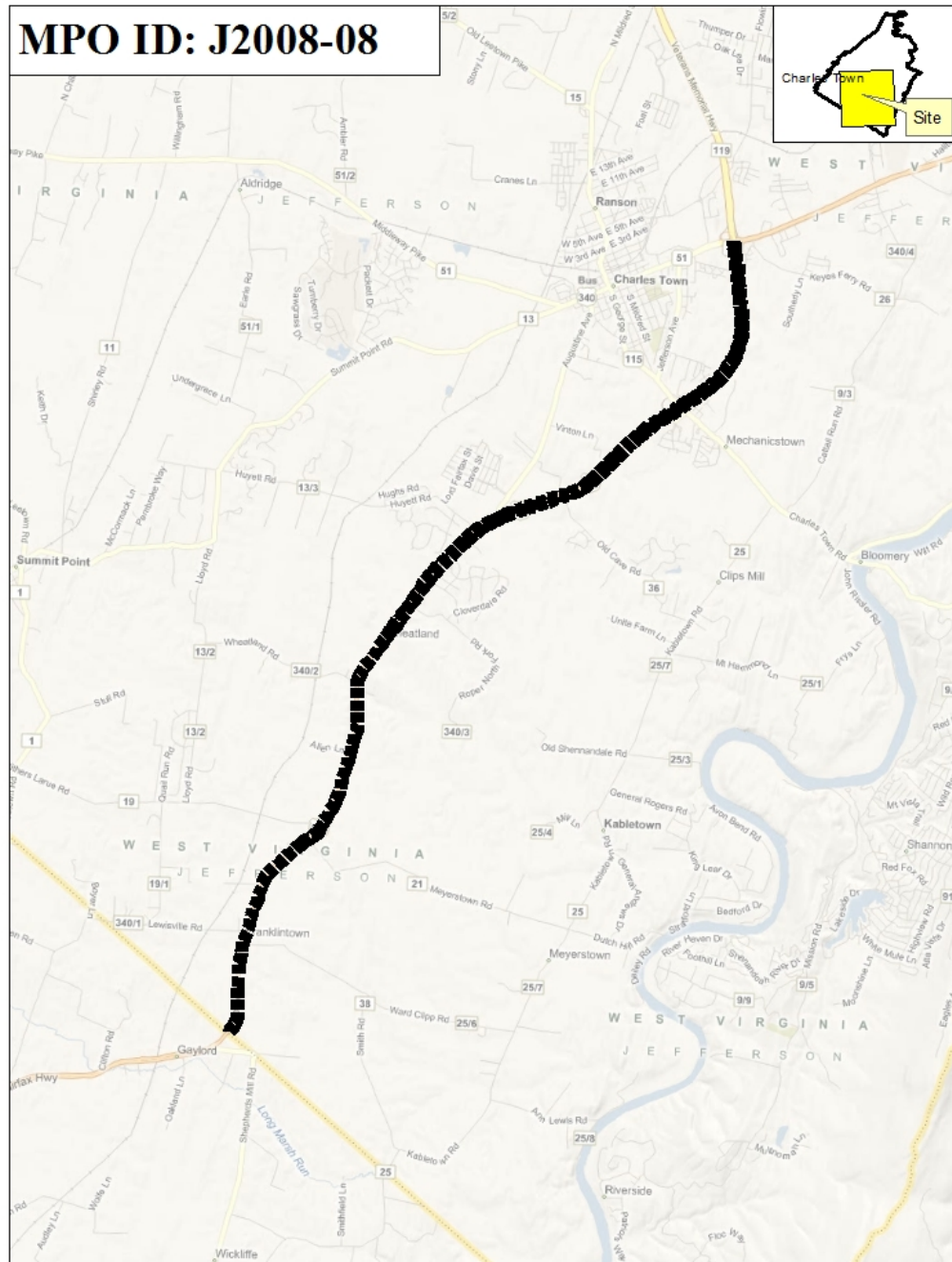
Source	prior	2017	2020	2021	2022	2023	2024
NHPP	8,000.00	6,384.00	12,848.00	12,768.00			
STATE	2,000.00	1,596.00	3,212.00	3,192.00			
Total	10,000.00	7,980.00	16,060.00	15,960.00	0.00	0.00	0.00

HEPMPO Transportation Improvement Program

FY 2019-2022

Individual Project Sheets

Project Location Map



HEPMPO Transportation Improvement Program

FY 2019-2022

Individual Project Sheets

Project Description

MPO ID : J2014-04	State: West Virginia	County: Jefferson	Proj. Rev. #: 3
State ID: U319-115-00000 00		Federal ID: CMAQ-0115(079 & 080)D	
Project Name: Citizens Way Intersection Improvements			

Project Description: Construct Roundabout

Limits: Intersection of US 340 and Citizens Way

Remarks: Added: 1/15/2014; Last Amended: 10/21/2015

Project Funding Information

Schedule and Costs by Phase of Work

Total Cost: \$900.00 (thousands)

Phase	Prior	2019	2020	2021	2022	2023	2024
CON	800.00						
PE	100.00						
Total	900.00	0.00	0.00	0.00	0.00	0.00	0.00

Schedule and Costs by Funding Source

Total Cost: \$900.00 (thousands)

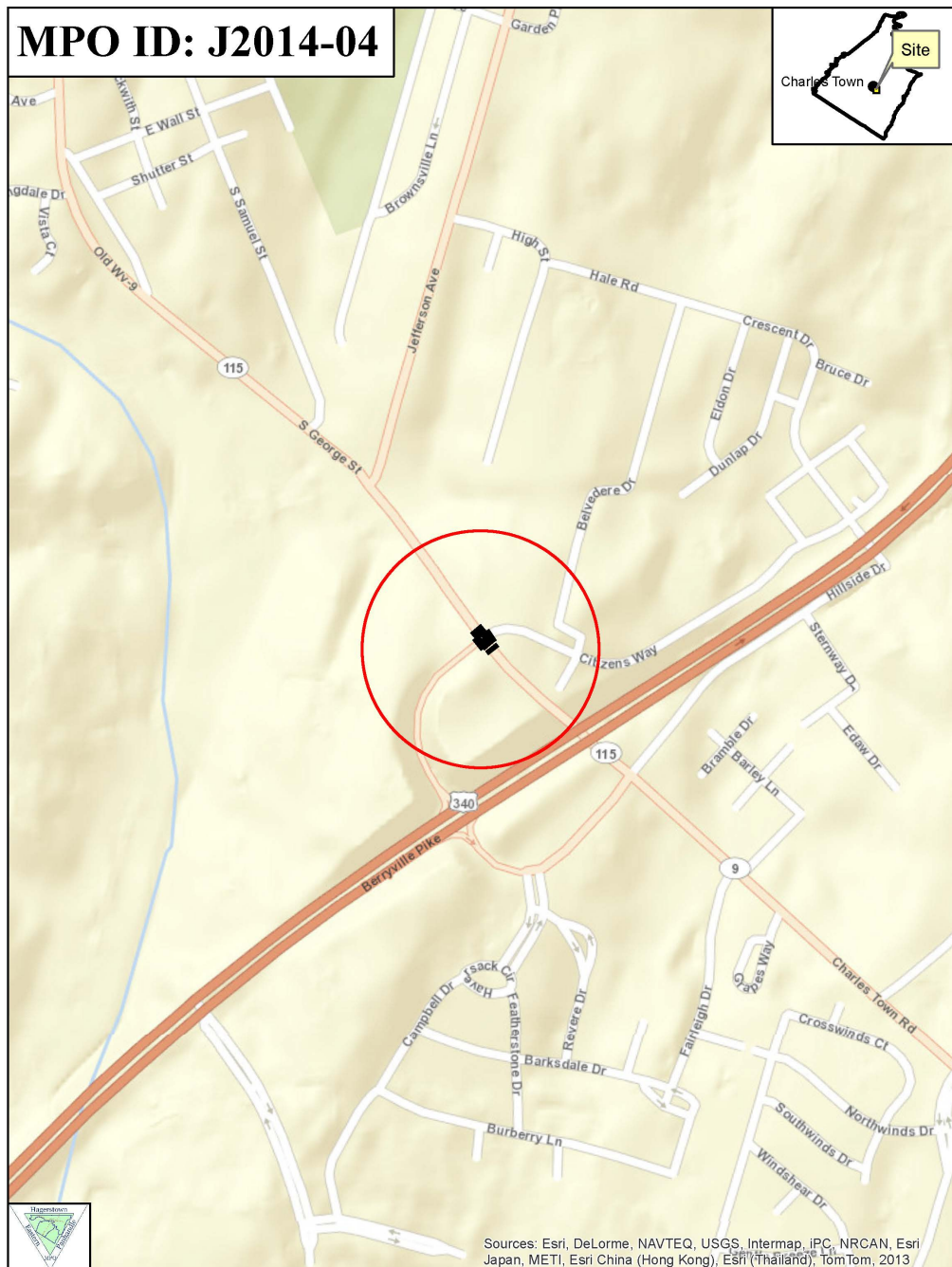
Source	prior	2017	2020	2021	2022	2023	2024
CMAQ	720.00						
STATE	180.00						
Total	900.00	0.00	0.00	0.00	0.00	0.00	0.00

HEPMPO Transportation Improvement Program

FY 2019-2022

Individual Project Sheets

Project Location Map



**HEPMPO Transportation Improvement Program
FY 2019-2022
Individual Project Sheets**

Project Description

MPO ID : J2019-01	State: West Virginia	County: Jefferson	Proj. Rev. #: 0
State ID: n/a		Federal ID: n/a	
Project Name: Maintenance & System Preservation - Bridge Program			

Project Description: Bridge maintenance, rehabilitation, and replacement; inspections - such as bridge overlays/sealing, clean and paint, deck expansion joints

Limits: Areawide

Remarks: Added: July 1, 2018; Federal funding sources include: ACST

Project Funding Information

Schedule and Costs by Phase of Work

Total Cost: \$956.00 (thousands)

Phase	Prior	2019	2020	2021	2022	2023	2024
CON		956.00					
Total	0.00	956.00	0.00	0.00	0.00	0.00	0.00

Schedule and Costs by Funding Source

Total Cost: \$956.00 (thousands)

Source	prior	2017	2020	2021	2022	2023	2024
FED		764.80					
STATE		191.20					
Total	0.00	956.00	0.00	0.00	0.00	0.00	0.00

**HEPMPO Transportation Improvement Program
FY 2019-2022
Individual Project Sheets**

Project Location Map

Projects Programmed:
J2016-03 - Bakerton Road Bridge

HEPMPO Transportation Improvement Program

FY 2019-2022

Individual Project Sheets

Project Description

MPO ID : J2019-02	State: West Virginia	County: Jefferson	Proj. Rev. #: 0
State ID: n/a		Federal ID: n/a	
Project Name: Maintenance & System Preservation - Pavement			

Project Description: Pavement maintenance, rehabilitation and reconstruction, resurfacing

Limits: Areawide

Remarks: Added: July 1, 2018; Federal funding sources include: ACST

Project Funding Information

Schedule and Costs by Phase of Work

Total Cost: \$750.00 (thousands)

Phase	Prior	2019	2020	2021	2022	2023	2024
CON	750.00						
Total	750.00	0.00	0.00	0.00	0.00	0.00	0.00

Schedule and Costs by Funding Source

Total Cost: \$750.00 (thousands)

Source	prior	2017	2020	2021	2022	2023	2024
FED	600.00						
STATE	150.00						
Total	750.00	0.00	0.00	0.00	0.00	0.00	0.00

**HEPMPO Transportation Improvement Program
FY 2019-2022
Individual Project Sheets**

Project Location Map

Projects Programmed:

J2019-02.01 - Uvilla - Shepherdstown (US 230)

HEPMPO Transportation Improvement Program

FY 2019-2022

Individual Project Sheets

Project Description

MPO ID : J2019-03	State: West Virginia	County: Jefferson	Proj. Rev. #: 1
State ID: n/a		Federal ID: n/a	
Project Name: Maintenance & System Preservation - Other			

Project Description: Other maintenance, rehabilitation, and replacement (non-pavement) items such as lighting, guardrail, retaining walls, slides, signal and sign renovation and/or

Limits: Areawide

Remarks: Added: July 1, 2018; Adjusted 7/6/2018; Federal funding sources include: NHPP

Project Funding Information

Schedule and Costs by Phase of Work

Total Cost: \$4,140.00 (thousands)

Phase	Prior	2019	2020	2021	2022	2023	2024
CON	1,100.00				1,500.00	1,500.00	
ROW				40.00			
Total	1,100.00	0.00	0.00	40.00	1,500.00	1,500.00	0.00

Schedule and Costs by Funding Source

Total Cost: \$4,140.00 (thousands)

Source	prior	2019	2020	2021	2022	2023	2024
FED	800.00			32.00	1,200.00	1,200.00	
STATE	300.00			8.00	300.00	300.00	
Total	1,100.00	0.00	0.00	40.00	1,500.00	1,500.00	0.00

**HEPMPO Transportation Improvement Program
FY 2019-2022
Individual Project Sheets**

Project Location Map

Projects Programmed:

J2015-03 - Chestnut Hill Road Slide

J2015-05 - US 340 Rock Slide Investigation

J2017-04.3.01 - US 340 Expressway Drainage (Garvee)

**HEPMPO Transportation Improvement Program
FY 2019-2022
Individual Project Sheets**

Project Description

MPO ID : J2019-04	State: West Virginia	County: Jefferson	Proj. Rev. #: 1
State ID: n/a		Federal ID: n/a	
Project Name: Opearational Improvements - Miscellaneous			

Project Description: Localized mobility; striping and signing; lightin, signals, signage, non-capacity adding work

Limits: Areawide

Remarks: Added: July 1, 2018; adjusted 5/16/2018; Federal funding sources include: HSIP

Project Funding Information

Schedule and Costs by Phase of Work

Total Cost: \$880.00 (thousands)

Phase	Prior	2019	2020	2021	2022	2023	2024
CON	880.00						
Total	880.00	0.00	0.00	0.00	0.00	0.00	0.00

Schedule and Costs by Funding Source

Total Cost: \$880.00 (thousands)

Source	prior	2017	2020	2021	2022	2023	2024
FED	717.00						
STATE	163.00						
Total	880.00	0.00	0.00	0.00	0.00	0.00	0.00

**HEPMPO Transportation Improvement Program
FY 2019-2022
Individual Project Sheets**

Project Location Map

Projects Programmed:
J2017-02 - Leetown Road
J2019-04.01 - Charlestown Turn Lane +1

HEPMPO Transportation Improvement Program

FY 2019-2022

Individual Project Sheets

Project Description

MPO ID : J2019-05	State: West Virginia	County: Jefferson	Proj. Rev. #: 1
State ID: n/a		Federal ID: n/a	
Project Name: Bike & Pedestrian & Community Development			

Project Description: Non-traditional transportation projects; non-motorized travel funded with TAP funding and/or RTS funding

Limits: Areawide

Remarks: Added: July 1, 2018; Adjusted 07/06/2018; Federal funding sources include: TAP, RTS

Project Funding Information

Schedule and Costs by Phase of Work

Total Cost: \$1,864.50 (thousands)

Phase	Prior	2019	2020	2021	2022	2023	2024
CON	972.00	187.50	562.50				
PE	62.50	80.00					
Total	1,034.50	267.50	562.50	0.00	0.00	0.00	0.00

Schedule and Costs by Funding Source

Total Cost: \$1,864.50 (thousands)

Source	prior	2019	2020	2021	2022	2023	2024
FED	837.10	230.00	510.00				
LOCAL			52.50				
STATE	197.40	37.50					
Total	1,034.50	267.50	562.50	0.00	0.00	0.00	0.00

**HEPMPO Transportation Improvement Program
FY 2019-2022
Individual Project Sheets**

Project Location Map

Projects Programmed:

J2014-05 - Shepherdstown Bike Path

J2017-01 - Ranson 5th Avenue Complete Street

J2017-03 - Harpers Ferry High Street

J2019-05.01 - Charles Town ADA Ramp Upgrades

J2019-05.02 - Shepherdstown ADA Ramp Upgrades

**HEPMPO Transportation Improvement Program
FY 2019-2022
Individual Project Sheets**

Project Description

MPO ID : J2019-06	State: West Virginia	County: Jefferson	Proj. Rev. #: 0
State ID: n/a		Federal ID: n/a	
Project Name: Emergency Relief (ER) Projects			

Project Description: Emergency projects due to storm events

Limits: Areawide

Remarks: Added: July 1, 2018

Project Funding Information

Schedule and Costs by Phase of Work

Schedule and Costs by Funding Source

**HEPMPO Transportation Improvement Program
FY 2019-2022
Individual Project Sheets**

Project Location Map

No Projects Programmed

**HEPMPO Transportation Improvement Program
FY 2019-2022
Individual Project Sheets**

Project Description

MPO ID : J2019-07	State: West Virginia	County: Jefferson	Proj. Rev. #: 0
State ID: n/a		Federal ID: n/a	
Project Name: Technical Support			

Project Description: Non-capital program such as: research, bridge inspections, agency funded positions, etc.

Limits: Areawide

Remarks: Added: July 1, 2018

Project Funding Information

Schedule and Costs by Phase of Work

Schedule and Costs by Funding Source

**HEPMPO Transportation Improvement Program
FY 2019-2022
Individual Project Sheets**

Project Location Map

No Projects Programmed

**BERKELEY AND JEFFERSON COUNTIES
WV MPO AREAWIDE PROJECT SHEETS**

**WASHINGTON COUNTY, MD
HIGHWAY PROJECT SHEETS**

HEPMPO Transportation Improvement Program

FY 2019-2022

Individual Project Sheets

Project Description

MPO ID : W2009-01	State: Maryland	County: Washington	Proj. Rev. #: 2
State ID: n/a		Federal ID:	
Project Name: WM Railway Lift Bridge Restoration			

Project Description: Restoration of the C & O Canal Historic Park Lift Bridge in Williamsport

Limits: Cushwa Basin, Williamsport

Remarks: Added: 10/8/2008; Cost Sharing will be 50/50 between FHWA Enhancement funds and NPS. No State funds used

Project Funding Information

Schedule and Costs by Phase of Work

Total Cost: \$2,227.00 (thousands)

Phase	Prior	2019	2020	2021	2022	2023	2024
CON	2,227.00						
Total	2,227.00	0.00	0.00	0.00	0.00	0.00	0.00

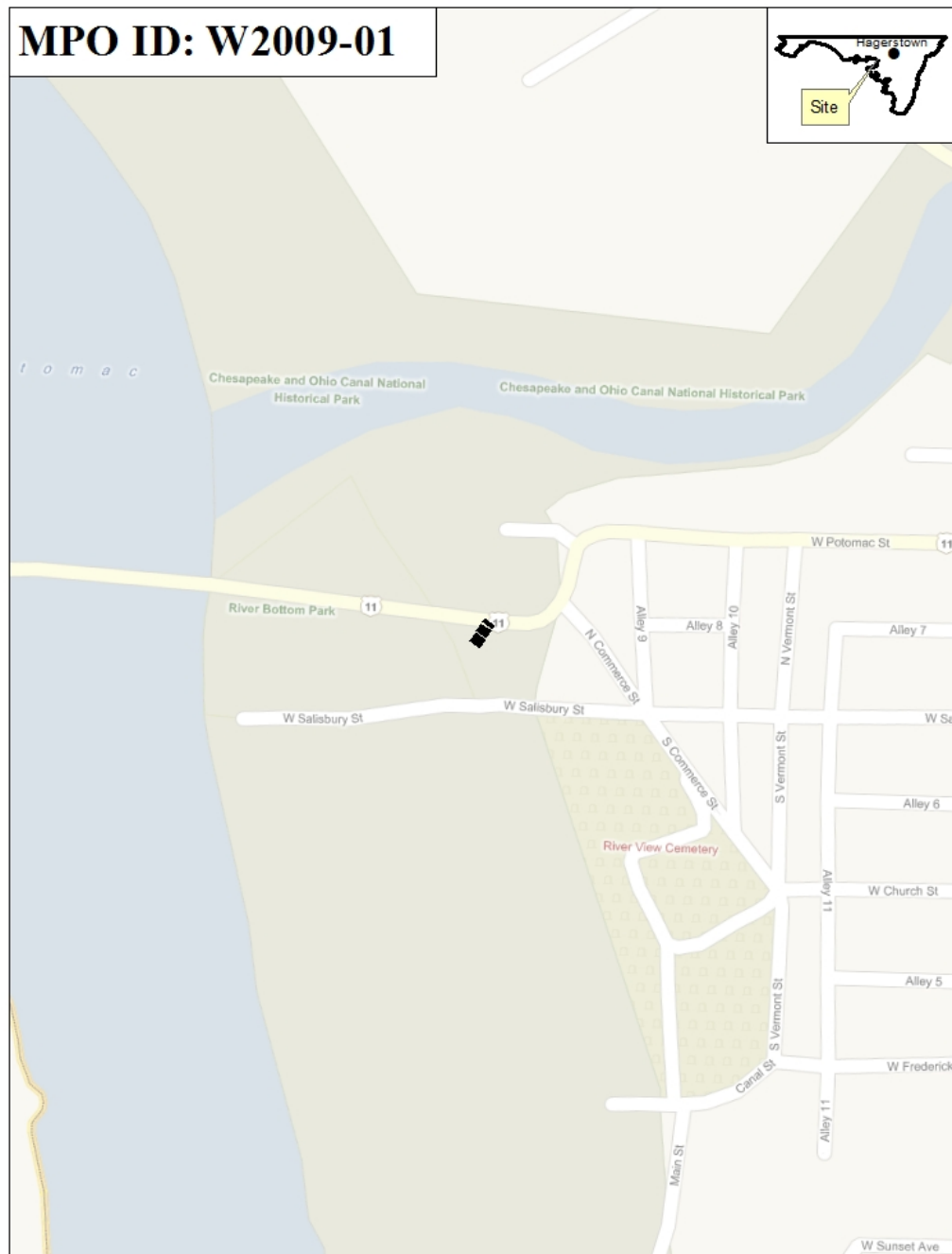
Schedule and Costs by Funding Source

Total Cost: \$2,227.00 (thousands)

Source	prior	2017	2020	2021	2022	2023	2024
NPS	1,112.00						
STP-E	1,115.00						
Total	2,227.00	0.00	0.00	0.00	0.00	0.00	0.00

**HEPMPO Transportation Improvement Program
FY 2019-2022
Individual Project Sheets**

Project Location Map



HEPMPO Transportation Improvement Program

FY 2019-2022

Individual Project Sheets

Project Description

MPO ID : W2012-08	State: Maryland	County: Washington	Proj. Rev. #: 2
State ID: n/a		Federal ID:	
Project Name: Yale Drive Extension			

Project Description: Construct 2 lane access road and approx. 750 ft spur from Yale to future Professional Ct.

Limits: Yale Drive @ 90 degree turn to Hagerstown Community College

Remarks: Added: 5/16/2012; Washington County project - all County funds. Rev 1 includes addition of a small spur off of Yale Dr. to future Professional Ct. Ext.

Project Funding Information

Schedule and Costs by Phase of Work

Total Cost: \$10,820.30 (thousands)

Phase	Prior	2019	2020	2021	2022	2023	2024
CON	10,820.30						
Total	10,820.30	0.00	0.00	0.00	0.00	0.00	0.00

Schedule and Costs by Funding Source

Total Cost: \$10,820.30 (thousands)

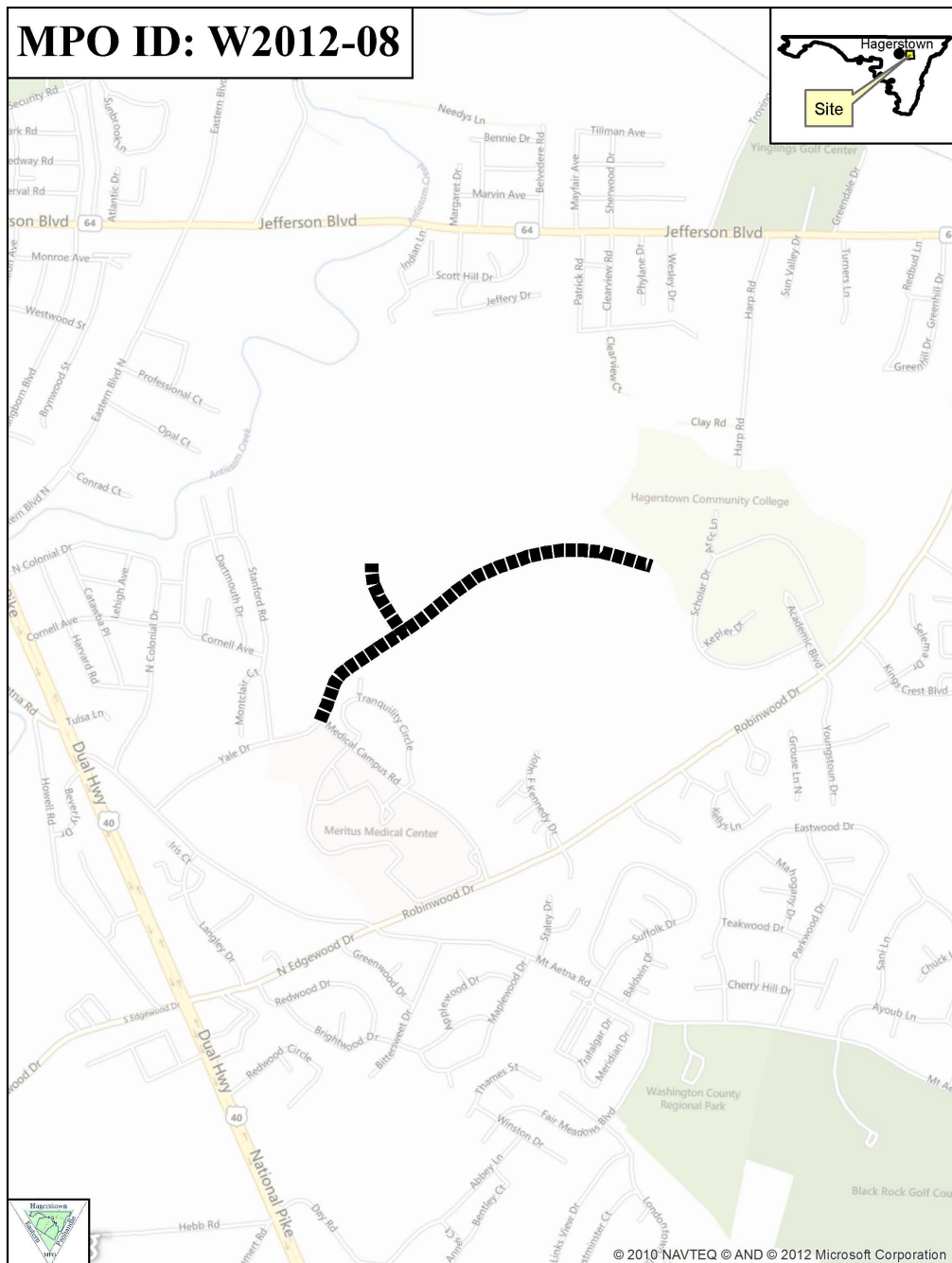
Source	prior	2017	2020	2021	2022	2023	2024
ARC	2,820.30						
LOCAL	8,000.00						
Total	10,820.30	0.00	0.00	0.00	0.00	0.00	0.00

HEPMPO Transportation Improvement Program

FY 2019-2022

Individual Project Sheets

Project Location Map



HEPMPO Transportation Improvement Program

FY 2019-2022

Individual Project Sheets

Project Description

MPO ID : W2014-01	State: Maryland	County: Washington	Proj. Rev. #: 0
State ID: WA2581		Federal ID:	
Project Name: I-70 Interchange Improvements at MD 65			

Project Description: Study of potential I-70 interchange improvements at MD 65

Limits: I-70 @ Exit 29

Remarks: Added: 8/28/2013; Planning funded in FY 2014-2019 MDOT CTP. Balance to complete, beyond FY 2020, is \$120,198,000

Project Funding Information

Schedule and Costs by Phase of Work

Total Cost: \$1,479.00 (thousands)

Phase	Prior	2019	2020	2021	2022	2023	2024
PP	1,479.00						
Total	1,479.00	0.00	0.00	0.00	0.00	0.00	0.00

Schedule and Costs by Funding Source

Total Cost: \$1,479.00 (thousands)

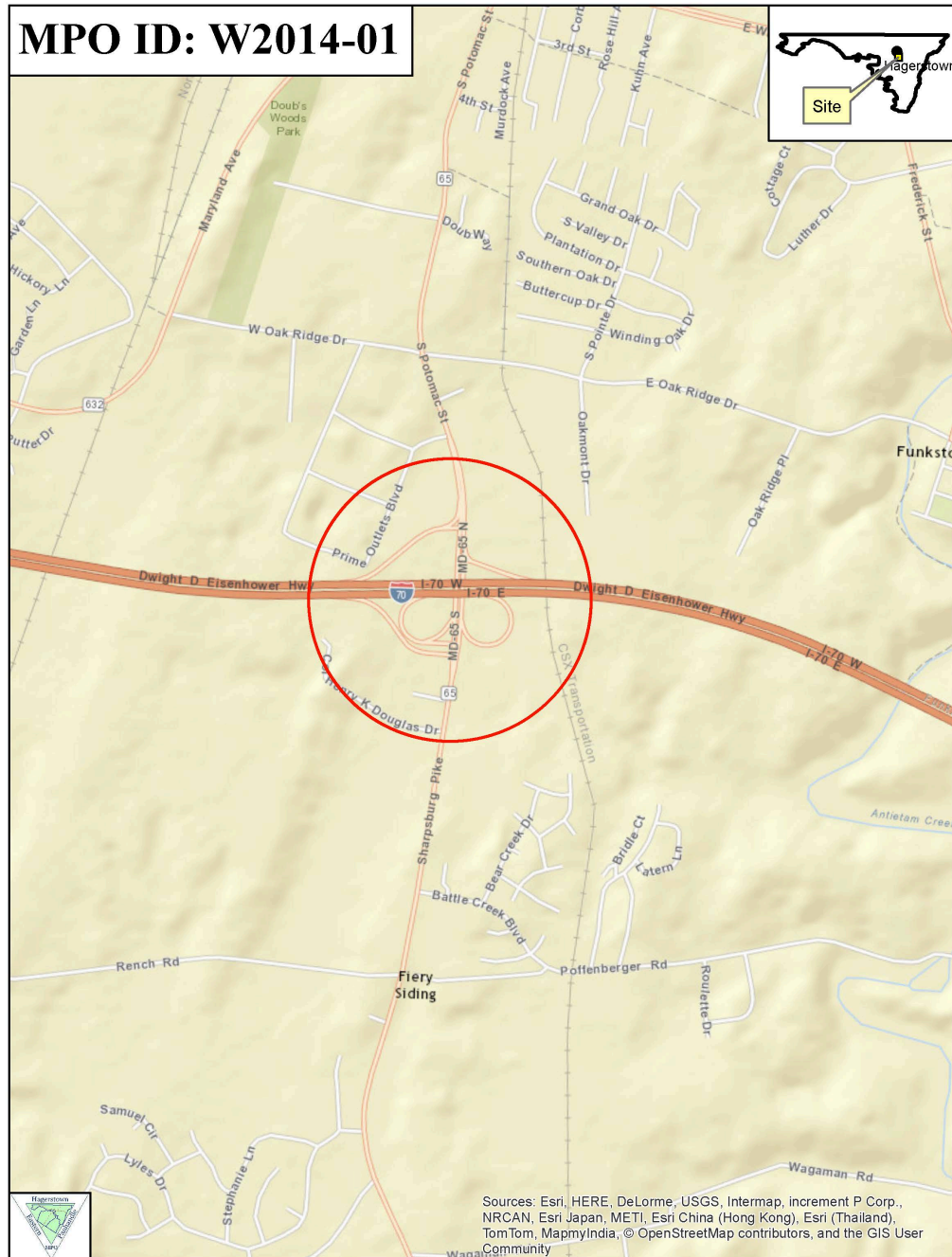
Source	prior	2017	2020	2021	2022	2023	2024
STATE	1,479.00						
Total	1,479.00	0.00	0.00	0.00	0.00	0.00	0.00

HEPMPO Transportation Improvement Program

FY 2019-2022

Individual Project Sheets

Project Location Map



HEPMPO Transportation Improvement Program

FY 2019-2022

Individual Project Sheets

Project Description

MPO ID : W2014-09	State: Maryland	County: Washington	Proj. Rev. #: 4
State ID: WA3442		Federal ID:	
Project Name: I-81 Phase I Reconstruction			

Project Description: Widen to 6 lanes and reconstruct 1.1 miles of I-81 between Potomac River/WV and MD Exit 1, including widening and rehabilitating the dual I-81 Potomac River bridges

Limits: I-81 from WV to MD Exit 1

Remarks: Added 6/18/2014; Last Amended: 4/4/2016; Construction funded in FY 2015-2020 MDOT CTP. Balance to complete, beyond FY 2020, is \$0.

Project Funding Information

Schedule and Costs by Phase of Work

Total Cost: \$71,312.00 (thousands)

Phase	Prior	2019	2020	2021	2022	2023	2024
CON	32,098.00	17,716.00	11,914.00				
PE	6,067.00						
PP	3,517.00						
Total	41,682.00	17,716.00	11,914.00	0.00	0.00	0.00	0.00

Schedule and Costs by Funding Source

Total Cost: \$71,312.00 (thousands)

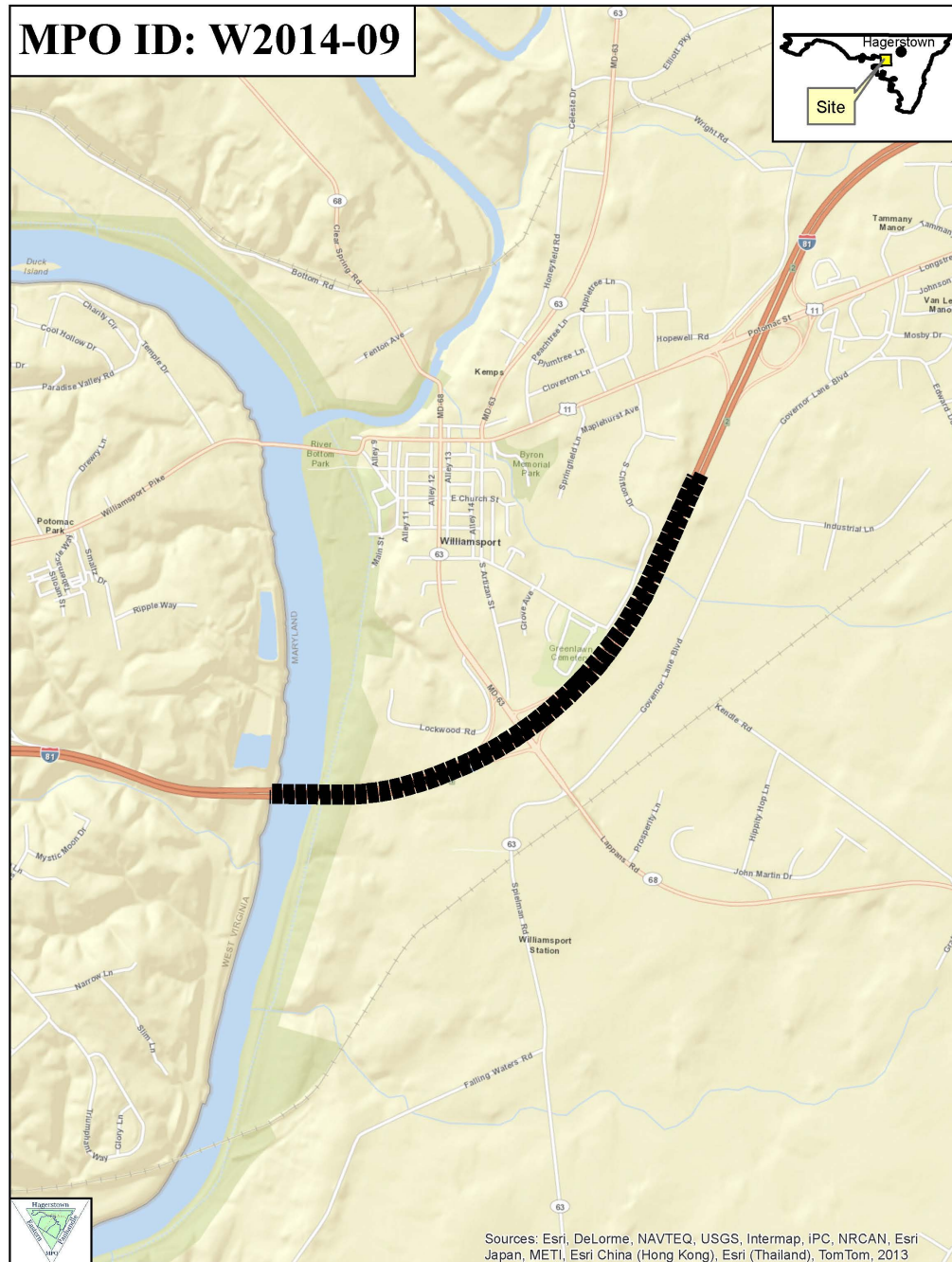
Source	prior	2017	2020	2021	2022	2023	2024
NHPP	27,176.00	12,946.00	8,706.00				
STATE	14,506.00	4,770.00	3,208.00				
Total	41,682.00	17,716.00	11,914.00	0.00	0.00	0.00	0.00

HEPMPO Transportation Improvement Program

FY 2019-2022

Individual Project Sheets

Project Location Map



HEPMPO Transportation Improvement Program

FY 2019-2022

Individual Project Sheets

Project Description

MPO ID : W2016-01	State: Maryland	County: Washington	Proj. Rev. #: 2
State ID: n/a		Federal ID: n/a	
Project Name: Crayton Boulevard Extension			

Project Description: New Connector Road

Limits: 2000 Linear Feet north of Maugan's Avenue extending towards Showalter Road

Remarks: Added: 3/16/2016; Last Amended: 3/21/2018; ARC (Appalachian Regional Commission)

Project Funding Information

Schedule and Costs by Phase of Work

Total Cost: \$3,194.00 (thousands)

Phase	Prior	2019	2020	2021	2022	2023	2024
CON	2,804.00	88.00	251.00				
PE	51.00						
Total	2,855.00	88.00	251.00	0.00	0.00	0.00	0.00

Schedule and Costs by Funding Source

Total Cost: \$3,194.00 (thousands)

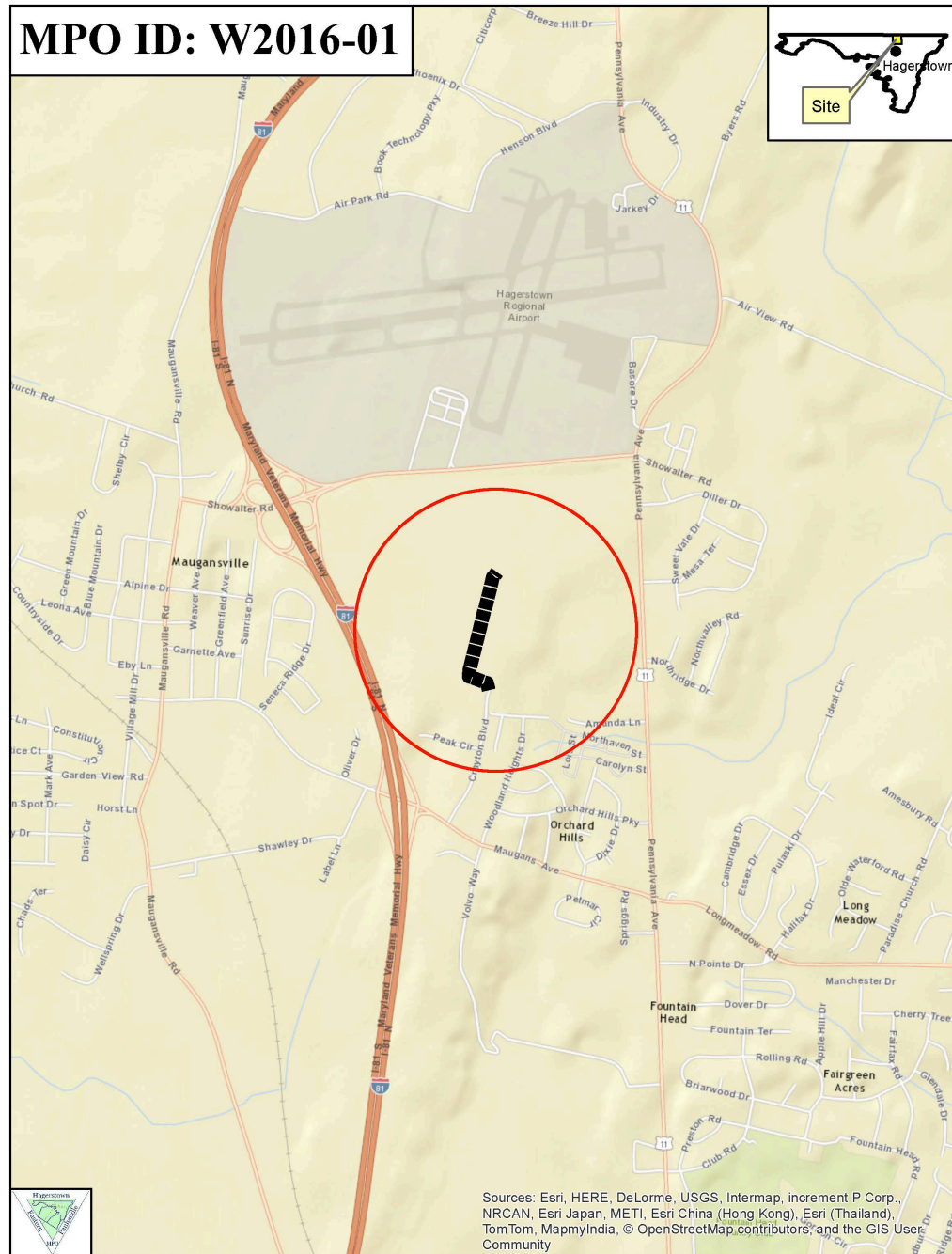
Source	prior	2017	2020	2021	2022	2023	2024
ARC	1,000.00						
LOCAL	1,855.00	88.00	251.00				
Total	2,855.00	88.00	251.00	0.00	0.00	0.00	0.00

HEPMPO Transportation Improvement Program

FY 2019-2022

Individual Project Sheets

Project Location Map



HEPMPO Transportation Improvement Program

FY 2019-2022

Individual Project Sheets

Project Description

MPO ID : W2016-02	State: Maryland	County: Washington	Proj. Rev. #: 0
State ID: WA2491		Federal ID:	
Project Name: I-81 SB Resurfacing & Auxiliary Lane Construction			

Project Description: Resurfacing and Auxiliary Lane Construction (both Southbound)

Limits: Resurfacing: I-81 SB from PA to Exit 5 / Auxiliary Lane: I-81 SB from Exit 7 to Exit 6

Remarks: Added: 4/4/2016; Construction funded in FY 2016-2021 MDOT CTP. Balance to complete, beyond FY 2020, is \$0.

Project Funding Information

Schedule and Costs by Phase of Work

Total Cost: \$13,000.00 (thousands)

Phase	Prior	2019	2020	2021	2022	2023	2024
CON	12,600.00						
PE	400.00						
Total	13,000.00	0.00	0.00	0.00	0.00	0.00	0.00

Schedule and Costs by Funding Source

Total Cost: \$13,000.00 (thousands)

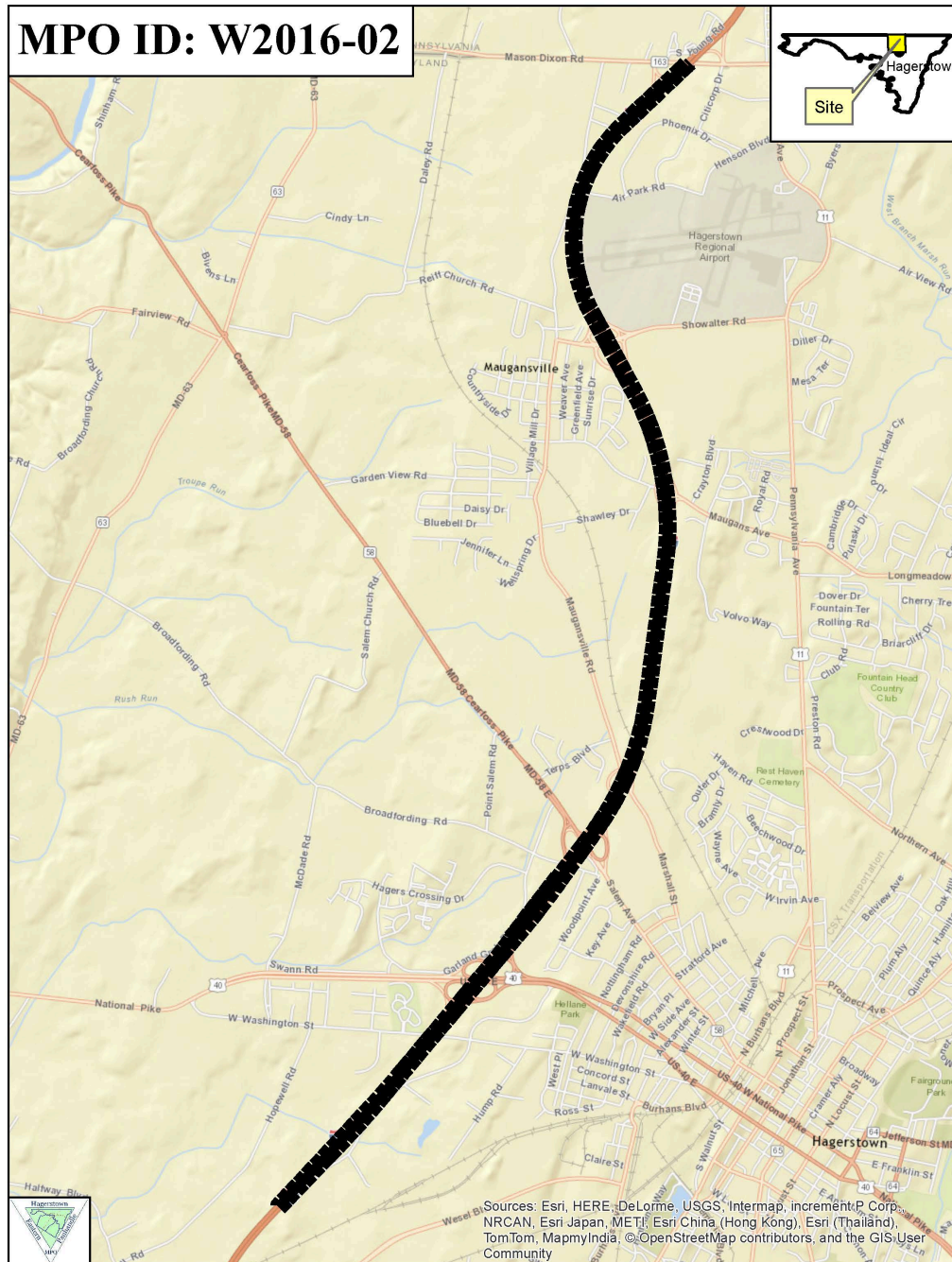
Source	prior	2017	2020	2021	2022	2023	2024
STATE	13,000.00						
Total	13,000.00	0.00	0.00	0.00	0.00	0.00	0.00

HEPMPO Transportation Improvement Program

FY 2019-2022

Individual Project Sheets

Project Location Map



HEPMPO Transportation Improvement Program

FY 2019-2022

Individual Project Sheets

Project Description

MPO ID : W2017-08	State: Maryland	County: Washington	Proj. Rev. #: 1
State ID:		Federal ID:	
Project Name: Eastern Blvd Widening Ph II			

Project Description: Widen existing road to 4 lanes

Limits: From Security Road to Antietam Drive

Remarks: Added: 8/24/2016; EMRK (Congressional Earmark) spent in FY 2015

Project Funding Information

Schedule and Costs by Phase of Work

Total Cost: \$4,291.70 (thousands)

Phase	Prior	2019	2020	2021	2022	2023	2024
CON		780.00	2,359.00	297.00			
PE	855.70						
Total	855.70	780.00	2,359.00	297.00	0.00	0.00	0.00

Schedule and Costs by Funding Source

Total Cost: \$4,291.70 (thousands)

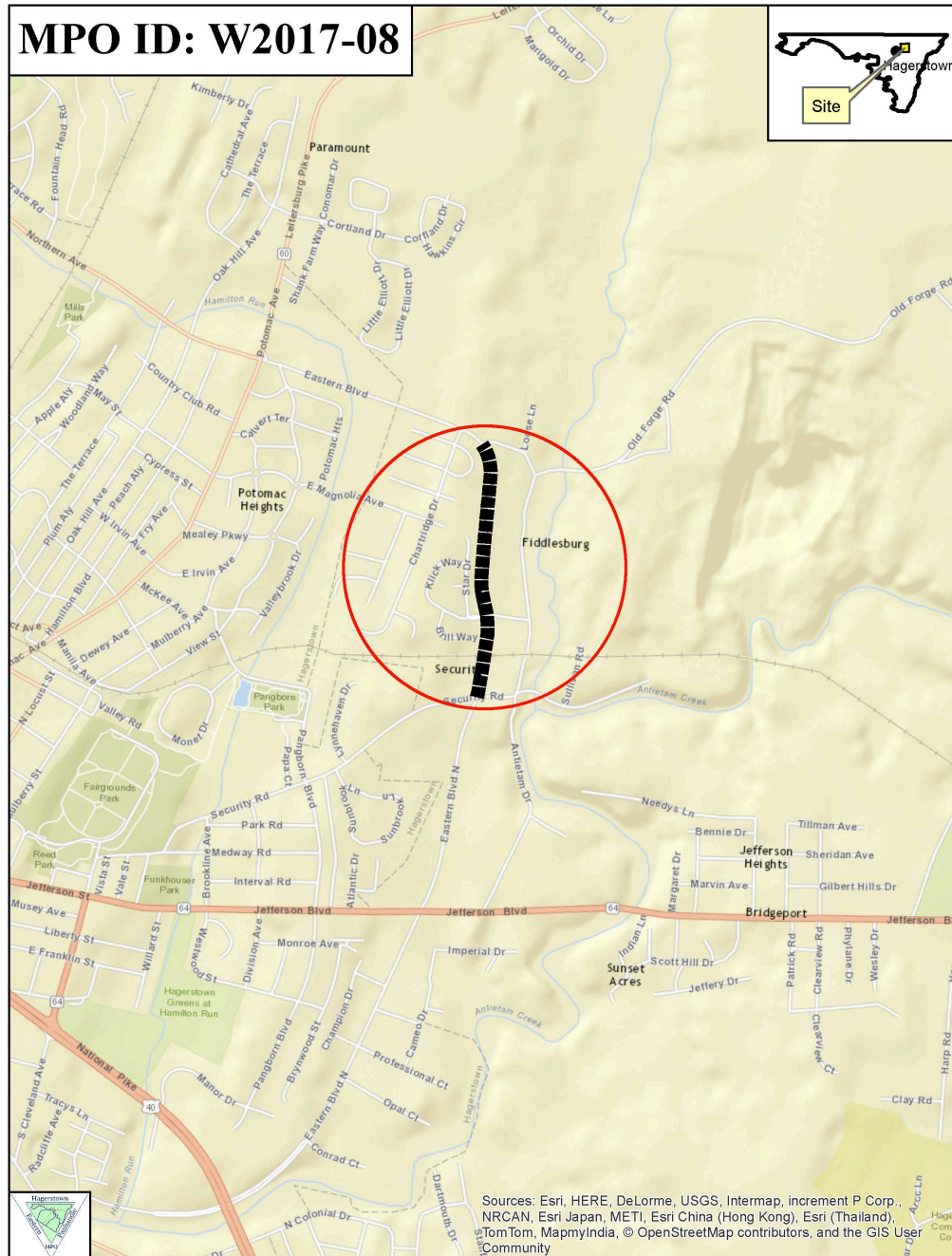
Source	prior	2017	2020	2021	2022	2023	2024
EMRK	355.70						
LOCAL	500.00	780.00	2,359.00	297.00			
Total	855.70	780.00	2,359.00	297.00	0.00	0.00	0.00

HEPMPO Transportation Improvement Program

FY 2019-2022

Individual Project Sheets

Project Location Map



HEPMPO Transportation Improvement Program

FY 2019-2022

Individual Project Sheets

Project Description

MPO ID : W2017-09	State: Maryland	County: Washington	Proj. Rev. #: 1
State ID:		Federal ID:	
Project Name: Eastern Blvd Extended			

Project Description: Construct new 4-lane road

Limits: Antietam Drive to Parsh Pike Intersection

Remarks: Added: 10/19/2016; EMRK (Congressional Earmark) spent in FY 2015

Project Funding Information

Schedule and Costs by Phase of Work

Total Cost: \$1,299.20 (thousands)

Phase	Prior	2019	2020	2021	2022	2023	2024
CON					1,100.00		
PE	199.20						
Total	199.20	0.00	0.00	0.00	1,100.00	0.00	0.00

Schedule and Costs by Funding Source

Total Cost: \$1,299.20 (thousands)

Source	prior	2017	2020	2021	2022	2023	2024
EMRK	88.90						
LOCAL	110.30				1,100.00		
Total	199.20	0.00	0.00	0.00	1,100.00	0.00	0.00

HEPMPO Transportation Improvement Program

FY 2019-2022

Individual Project Sheets

Project Location Map



HEPMPO Transportation Improvement Program

FY 2019-2022

Individual Project Sheets

Project Description

MPO ID : W2017-10	State: Maryland	County: Washington	Proj. Rev. #: 0
State ID: WA0921		Federal ID:	
Project Name: I-81 Ph 2 & 3 Hwy Reconstruction			

Project Description: Widening to six lanes and reconstructing 6.0 miles of I-81 from north of MD 63/MD 68 (Lappans Road) to US 40 (National Pike).

Limits: North of MD 63/MD 68 (Lappans Road) to US 40 (National Pike), Halfway/Hagerstown

Remarks: Added: 10/19/2016

Project Funding Information

Schedule and Costs by Phase of Work

Total Cost: \$5,000.00 (thousands)

Phase	Prior	2019	2020	2021	2022	2023	2024
PE	1,936.00	968.00	968.00	968.00	160.00		
Total	1,936.00	968.00	968.00	968.00	160.00	0.00	0.00

Schedule and Costs by Funding Source

Total Cost: \$5,000.00 (thousands)

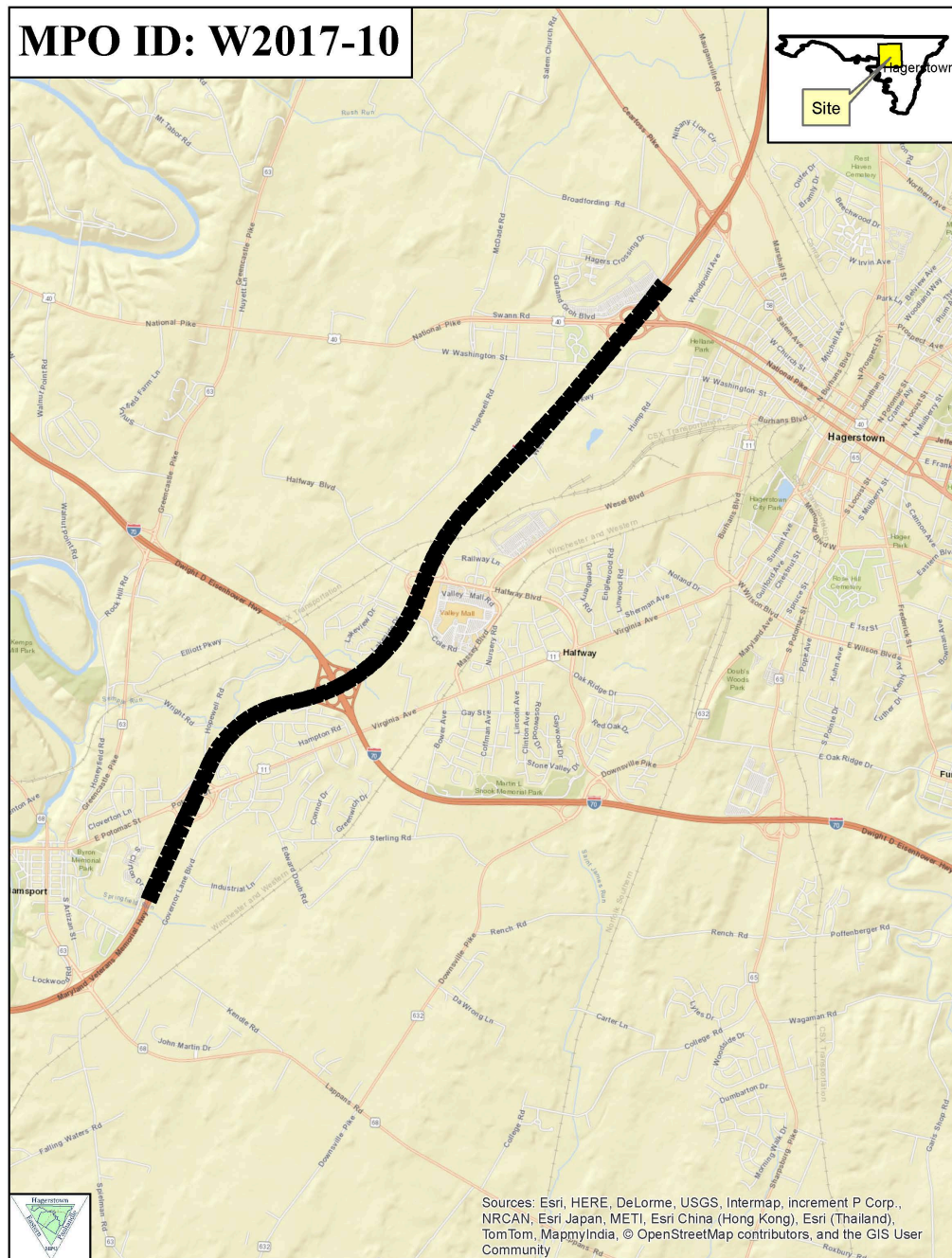
Source	prior	2017	2020	2021	2022	2023	2024
HP	1,510.00	755.00	755.00	755.00	126.00		
STATE	426.00	213.00	213.00	213.00	34.00		
Total	1,936.00	968.00	968.00	968.00	160.00	0.00	0.00

HEPMPO Transportation Improvement Program

FY 2019-2022

Individual Project Sheets

Project Location Map



HEPMPO Transportation Improvement Program
FY 2019-2022
Individual Project Sheets

Project Description

MPO ID : W2017-11	State: Maryland	County: Washington	Proj. Rev. #: 2
State ID: n/a		Federal ID:	
Project Name: Col HK Douglas Dr Extended Ph I & Ph II			

Project Description: Construct 0.29 miles of local access road

Limits: At current intersection of HK Douglas Dr and MD 65, heading east for 0.29 miles

Remarks: Added: 10/19/2016; adjusted 5/16/2018

Project Funding Information

Schedule and Costs by Phase of Work

Total Cost: \$3,220.00 (thousands)

Phase	Prior	2019	2020	2021	2022	2023	2024
CON	20.00	3,200.00					
Total	20.00	3,200.00	0.00	0.00	0.00	0.00	0.00

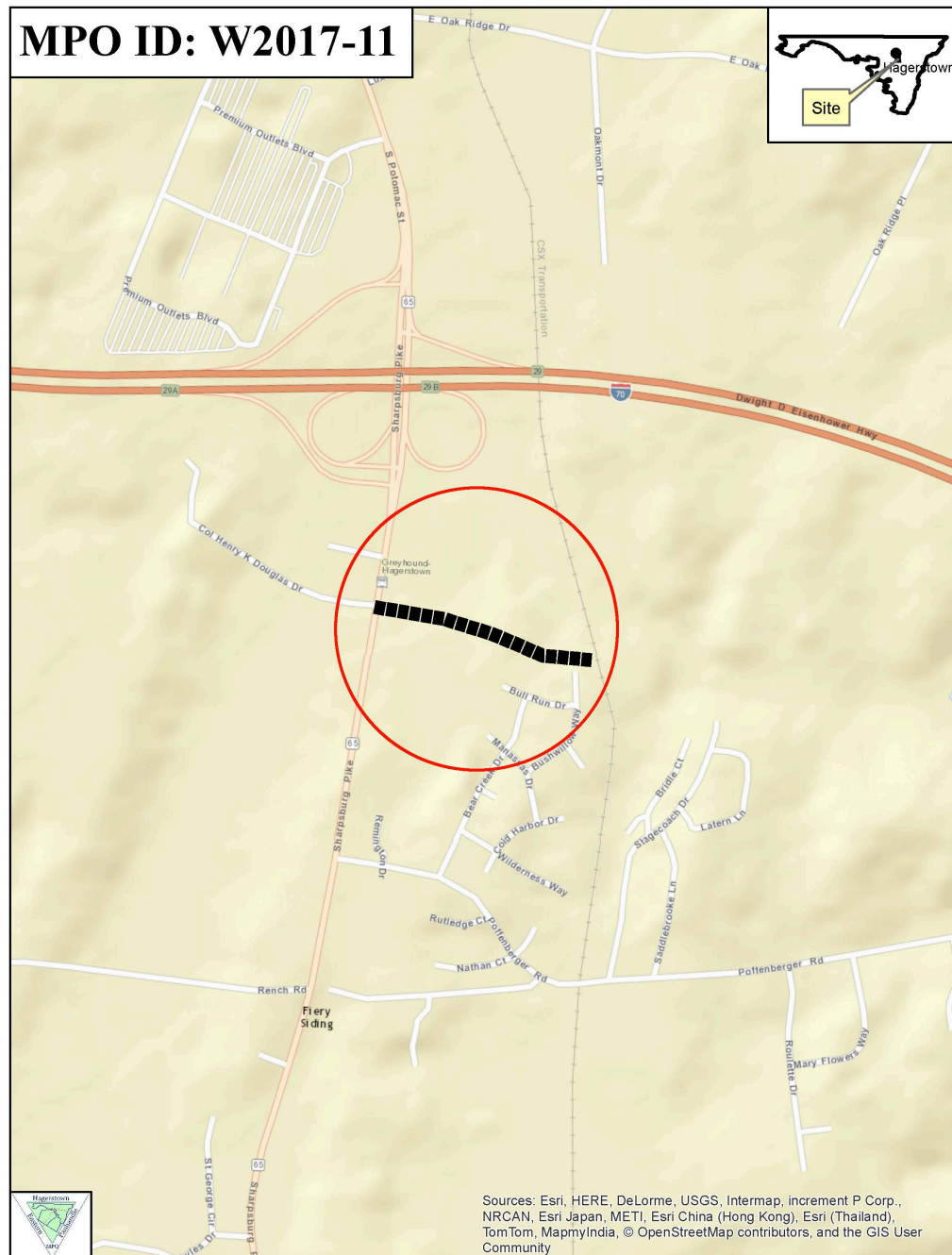
Schedule and Costs by Funding Source

Total Cost: \$3,220.00 (thousands)

Source	prior	2017	2020	2021	2022	2023	2024
ARC		2,000.00					
LOCAL	20.00	1,200.00					
Total	20.00	3,200.00	0.00	0.00	0.00	0.00	0.00

**HEPMPO Transportation Improvement Program
FY 2019-2022
Individual Project Sheets**

Project Location Map



HEPMPO Transportation Improvement Program

FY 2019-2022

Individual Project Sheets

Project Description

MPO ID : W2018-01	State: Maryland	County: Washington	Proj. Rev. #: 0
State ID: n/a		Federal ID: n/a	
Project Name: Halfway Boulevard Extended Ph 1			

Project Description: Construct a new connector road

Limits: Connecting existing Halfway Blvd at intersection with New Gate Road, west to MD 63 (Greencastle Pike)

Remarks: Added: 8/23/2017

Project Funding Information

Schedule and Costs by Phase of Work

Total Cost: \$1,900.00 (thousands)

Phase	Prior	2019	2020	2021	2022	2023	2024
CON	800.00	1,000.00					
PE	100.00						
Total	900.00	1,000.00	0.00	0.00	0.00	0.00	0.00

Schedule and Costs by Funding Source

Total Cost: \$1,900.00 (thousands)

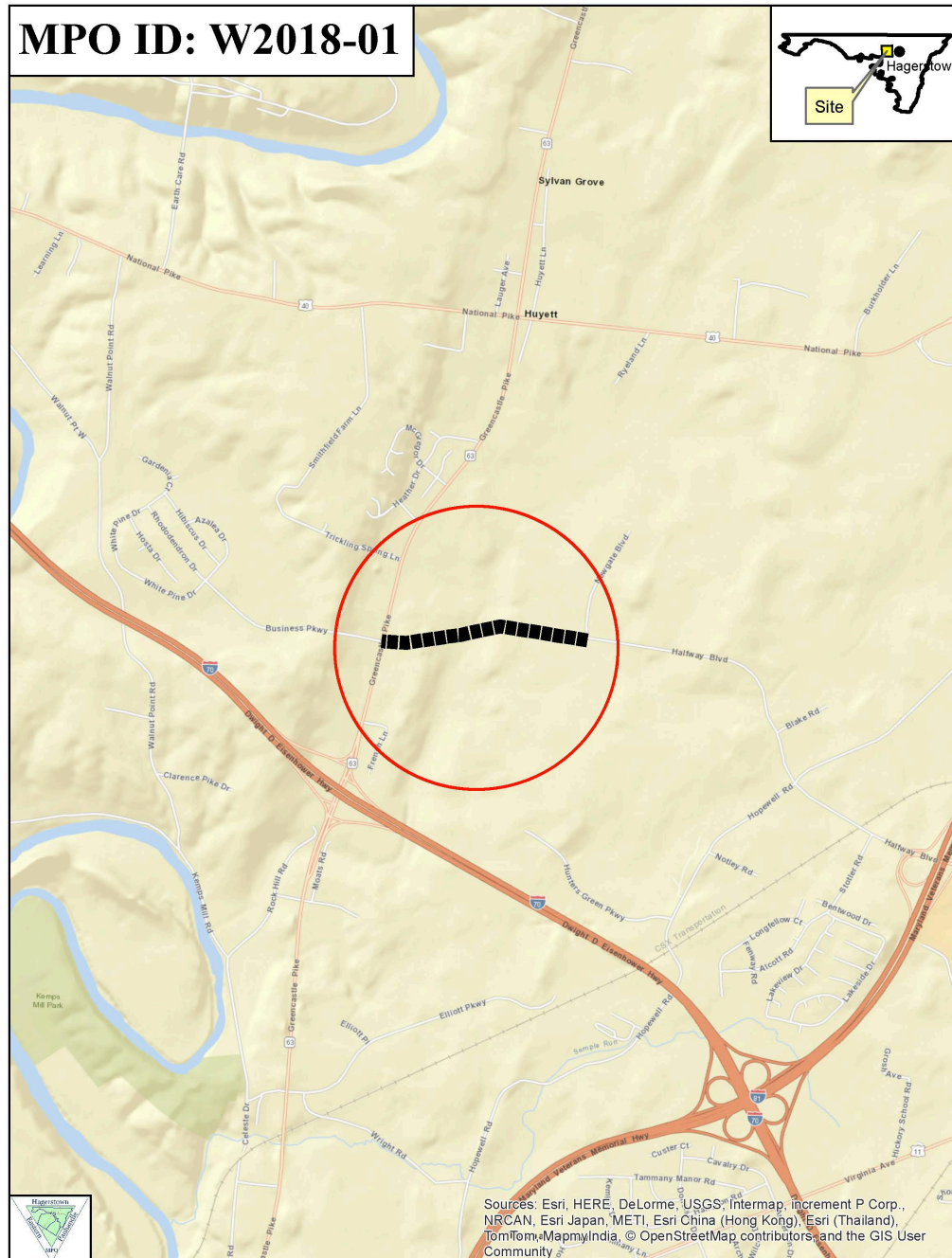
Source	prior	2017	2020	2021	2022	2023	2024
ARC	800.00	1,000.00					
LOCAL	100.00						
Total	900.00	1,000.00	0.00	0.00	0.00	0.00	0.00

HEPMPO Transportation Improvement Program

FY 2019-2022

Individual Project Sheets

Project Location Map



HEPMPO Transportation Improvement Program

FY 2019-2022

Individual Project Sheets

Project Description

MPO ID : W2018-02	State: Maryland	County: Washington	Proj. Rev. #: 1
State ID: n/a		Federal ID: n/a	
Project Name: Professional Boulevard Extended - Phase 2			

Project Description: New connector road

Limits: Beginning approximately 200' east of Antietam Creek, heading east to Yale Drive Extended

Remarks: Added: 10/18/2017; Adjusted 11/29/2017

Project Funding Information

Schedule and Costs by Phase of Work

Total Cost: \$5,098.20 (thousands)

Phase	Prior	2019	2020	2021	2022	2023	2024
CON	1,200.00	531.00	2,763.00	292.00			
PE	312.20						
Total	1,512.20	531.00	2,763.00	292.00	0.00	0.00	0.00

Schedule and Costs by Funding Source

Total Cost: \$5,098.20 (thousands)

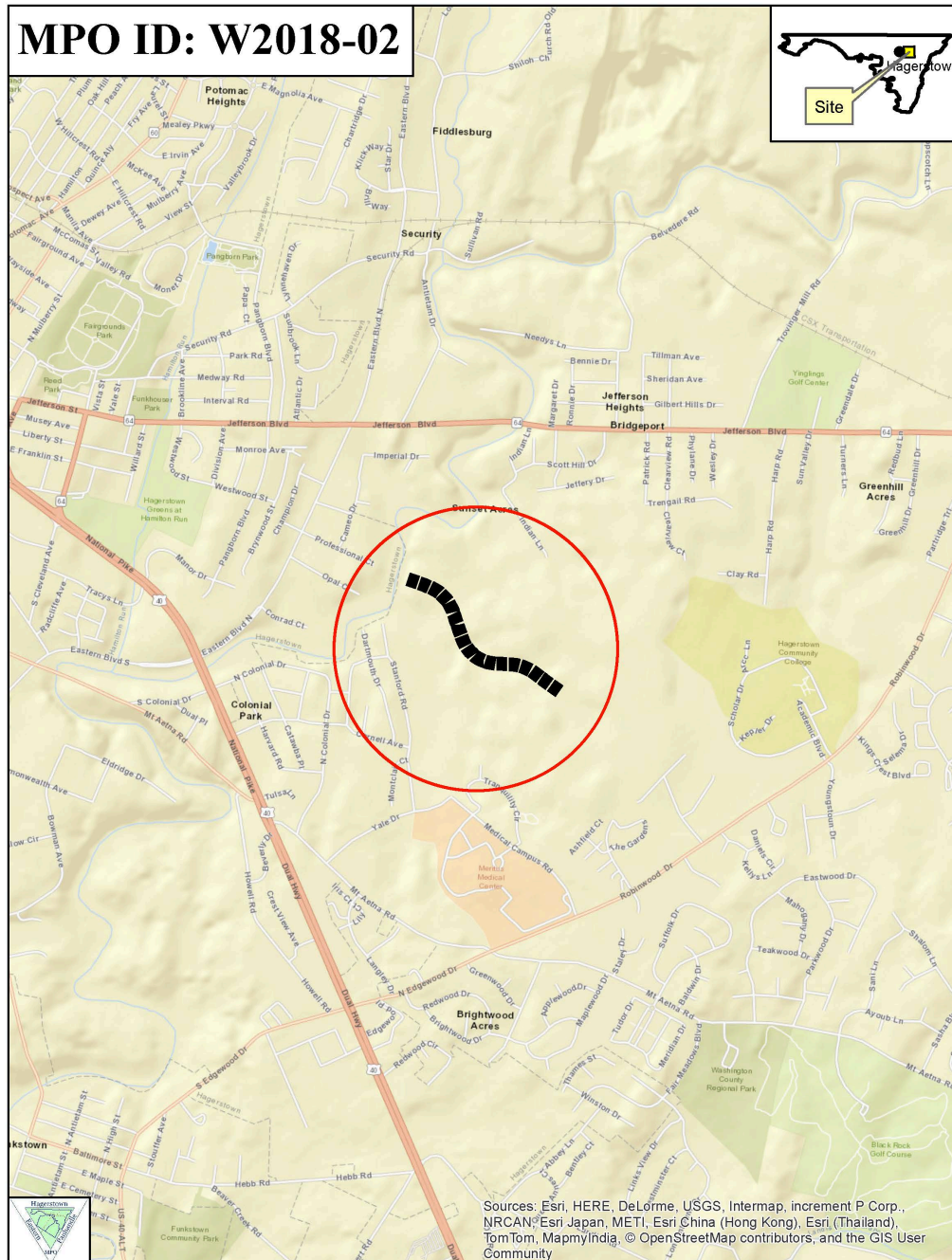
Source	prior	2017	2020	2021	2022	2023	2024
ARC			1,000.00				
LOCAL	312.20	531.00	1,763.00	292.00			
STATE	1,200.00						
Total	1,512.20	531.00	2,763.00	292.00	0.00	0.00	0.00

HEPMPO Transportation Improvement Program

FY 2019-2022

Individual Project Sheets

Project Location Map



HEPMPO Transportation Improvement Program

FY 2019-2022

Individual Project Sheets

Project Description

MPO ID : W2019-01	State: Maryland	County: Washington	Proj. Rev. #: 0
State ID: n/a		Federal ID: n/a	
Project Name: Areawide Environmental Projects			

Project Description: Program to provide environmental and aesthetic improvements on SHA highways

Limits: Areawide

Remarks: Added: July 1, 2018; Federal sources may include NHPP, STP, TAP (TAP, SRTS, NRT), HSIP, and/or others as deemed appropriate by MDOT

Project Funding Information

Schedule and Costs by Phase of Work

Total Cost: \$21,175.00 (thousands)

Phase	Prior	2019	2020	2021	2022	2023	2024
CON		9,375.00	5,000.00	2,500.00	2,500.00		
PE		300.00	200.00	200.00	200.00		
PP		150.00	100.00	100.00	100.00		
ROW		150.00	100.00	100.00	100.00		
Total	0.00	9,975.00	5,400.00	2,900.00	2,900.00	0.00	0.00

Schedule and Costs by Funding Source

Total Cost: \$21,175.00 (thousands)

Source	prior	2017	2020	2021	2022	2023	2024
FED		7,980.00	4,320.00	2,320.00	2,320.00		
STATE		1,995.00	1,080.00	580.00	580.00		
Total	0.00	9,975.00	5,400.00	2,900.00	2,900.00	0.00	0.00

**HEPMPO Transportation Improvement Program
FY 2019-2022
Individual Project Sheets**

Project Location Map

Programmed Projects are Area-Wide

HEPMPO Transportation Improvement Program

FY 2019-2022

Individual Project Sheets

Project Description

MPO ID : W2019-02	State: Maryland	County: Washington	Proj. Rev. #: 0
State ID: n/a		Federal ID: n/a	
Project Name: Areawide Safety & Spot Improvements			

Project Description: Program to provide localized improvements to address safety and/or operational issues on SHA highways

Limits: Areawide

Remarks: Added: July 1, 2018; Federal sources may include NHPP, CMAQ, STP, HSIP, and/or others as deemed appropriate by MDOT

Project Funding Information

Schedule and Costs by Phase of Work

Total Cost: \$35,550.00 (thousands)

Phase	Prior	2019	2020	2021	2022	2023	2024
CON		11,250.00	7,500.00	7,500.00	7,500.00		
PE		300.00	200.00	200.00	200.00		
PP		150.00	100.00	100.00	100.00		
ROW		150.00	100.00	100.00	100.00		
Total	0.00	11,850.00	7,900.00	7,900.00	7,900.00	0.00	0.00

Schedule and Costs by Funding Source

Total Cost: \$35,550.00 (thousands)

Source	prior	2017	2020	2021	2022	2023	2024
FED		9,480.00	6,320.00	6,320.00	6,320.00		
STATE		2,370.00	1,580.00	1,580.00	1,580.00		
Total	0.00	11,850.00	7,900.00	7,900.00	7,900.00	0.00	0.00

**HEPMPO Transportation Improvement Program
FY 2019-2022
Individual Project Sheets**

Project Location Map

Programmed Projects are Area-Wide

HEPMPO Transportation Improvement Program

FY 2019-2022

Individual Project Sheets

Project Description

MPO ID : W2019-03	State: Maryland	County: Washington	Proj. Rev. #: 0
State ID: n/a		Federal ID: n/a	
Project Name: Areawide Resurfacing & Rehabilitation			

Project Description: Program to provide periodic resurfacing and upgrading or auxiliary features on SHA highways

Limits: Areawide

Remarks: Added: July 1, 2018; Federal sources may include NHPP, STP, HSIP, and/or others as deemed appropriate by MDOT

Project Funding Information

Schedule and Costs by Phase of Work

Total Cost: \$40,800.00 (thousands)

Phase	Prior	2019	2020	2021	2022	2023	2024
CON		12,000.00	9,000.00	9,000.00	9,000.00		
PE		300.00	200.00	200.00	200.00		
PP		150.00	100.00	100.00	100.00		
ROW		150.00	100.00	100.00	100.00		
Total	0.00	12,600.00	9,400.00	9,400.00	9,400.00	0.00	0.00

Schedule and Costs by Funding Source

Total Cost: \$40,800.00 (thousands)

Source	prior	2017	2020	2021	2022	2023	2024
FED		10,080.00	7,520.00	7,520.00	7,520.00		
STATE		2,520.00	1,880.00	1,880.00	1,880.00		
Total	0.00	12,600.00	9,400.00	9,400.00	9,400.00	0.00	0.00

**HEPMPO Transportation Improvement Program
FY 2019-2022
Individual Project Sheets**

Project Location Map

Programmed Projects are Area-Wide

HEPMPO Transportation Improvement Program

FY 2019-2022

Individual Project Sheets

Project Description

MPO ID : W2019-04	State: Maryland	County: Washington	Proj. Rev. #: 0
State ID: n/a		Federal ID: n/a	
Project Name: Areawide Bridge Replacement & Rehabilitation			

Project Description: Program to provide major upgrades to and maintenance of structures on SHA highways

Limits: Aeawide

Remarks: Added: July 1, 2018; Federal sources may include NHPP, STP and/or others as deemed appropriate by MDOT

Project Funding Information

Schedule and Costs by Phase of Work

Total Cost: \$31,625.00 (thousands)

Phase	Prior	2019	2020	2021	2022	2023	2024
CON		8,000.00	6,000.00	6,000.00	6,000.00		
PE		1,500.00	1,000.00	1,000.00	1,000.00		
PP		75.00	50.00	50.00	50.00		
ROW		300.00	200.00	200.00	200.00		
Total	0.00	9,875.00	7,250.00	7,250.00	7,250.00	0.00	0.00

Schedule and Costs by Funding Source

Total Cost: \$31,625.00 (thousands)

Source	prior	2017	2020	2021	2022	2023	2024
FED		7,900.00	5,800.00	5,800.00	5,800.00		
STATE		1,975.00	1,450.00	1,450.00	1,450.00		
Total	0.00	9,875.00	7,250.00	7,250.00	7,250.00	0.00	0.00

**HEPMPO Transportation Improvement Program
FY 2019-2022
Individual Project Sheets**

Project Location Map

Programmed Projects are Area-Wide

HEPMPO Transportation Improvement Program

FY 2019-2022

Individual Project Sheets

Project Description

MPO ID : W2019-05	State: Maryland	County: Washington	Proj. Rev. #: 0
State ID: n/a		Federal ID: n/a	
Project Name: Areawide Urban Reconstruction			

Project Description: Program to provide roadway rehabilitation on SHA highways, in municipalities, and urban areas

Limits: Areawide

Remarks: Added: July 1, 2018; Federal sources may include NHPP, STP, and/or others as deemed appropriate by MDOT

Project Funding Information

Schedule and Costs by Phase of Work

Total Cost: \$6,600.00 (thousands)

Phase	Prior	2019	2020	2021	2022	2023	2024
CON		3,000.00	750.00	750.00	750.00		
PE		300.00	200.00	200.00	200.00		
PP		75.00	50.00	50.00	50.00		
ROW		75.00	50.00	50.00	50.00		
Total	0.00	3,450.00	1,050.00	1,050.00	1,050.00	0.00	0.00

Schedule and Costs by Funding Source

Total Cost: \$6,600.00 (thousands)

Source	prior	2017	2020	2021	2022	2023	2024
FED		2,760.00	840.00	840.00	840.00		
STATE		690.00	210.00	210.00	210.00		
Total	0.00	3,450.00	1,050.00	1,050.00	1,050.00	0.00	0.00

**HEPMPO Transportation Improvement Program
FY 2019-2022
Individual Project Sheets**

Project Location Map

Programmed Projects are Area-Wide

HEPMPO Transportation Improvement Program

FY 2019-2022

Individual Project Sheets

Project Description

MPO ID : W2019-06	State: Maryland	County: Washington	Proj. Rev. #: 0
State ID: n/a		Federal ID: n/a	
Project Name: Areawide Congestion Management			

Project Description: Program to provide traffic control, management, and monitoring on SHA highways

Limits: Areawide

Remarks: Added: July 1, 2018; Federal sources may include NHPP, STP, CMAQ and/or others as deemed appropriate by MDOT

Project Funding Information

Schedule and Costs by Phase of Work

Total Cost: \$8,100.00 (thousands)

Phase	Prior	2019	2020	2021	2022	2023	2024
CON		2,250.00	1,500.00	1,500.00	1,500.00		
PE		300.00	200.00	200.00	200.00		
PP		75.00	50.00	50.00	50.00		
ROW		75.00	50.00	50.00	50.00		
Total	0.00	2,700.00	1,800.00	1,800.00	1,800.00	0.00	0.00

Schedule and Costs by Funding Source

Total Cost: \$8,100.00 (thousands)

Source	prior	2017	2020	2021	2022	2023	2024
FED		2,160.00	1,440.00	1,440.00	1,440.00		
STATE		540.00	360.00	360.00	360.00		
Total	0.00	2,700.00	1,800.00	1,800.00	1,800.00	0.00	0.00

**HEPMPO Transportation Improvement Program
FY 2019-2022
Individual Project Sheets**

Project Location Map

Programmed Projects are Area-Wide

HEPMPO Transportation Improvement Program

FY 2019-2022

Individual Project Sheets

Project Description

MPO ID : W2019-07	State: Maryland	County: Washington	Proj. Rev. #: 1
State ID: n/a		Federal ID: n/a	
Project Name: Local Federal Aid Projects			

Project Description: Local Federal Aid Projects in Washington County and the City of Hagerstown (see Section 3.5 of the TIP for more detail)

Limits: Areawide

Remarks: Added: July 1, 2018 (formerly MPO ID W2017-07); amended 5/16/2018

Project Funding Information

Schedule and Costs by Phase of Work

Total Cost: \$16,908.90 (thousands)

Phase	Prior	2019	2020	2021	2022	2023	2024
CON	7,262.70	1,287.00	1,566.00	990.00	1,000.00	2,600.00	
PE	2,203.20						
Total	9,465.90	1,287.00	1,566.00	990.00	1,000.00	2,600.00	0.00

Schedule and Costs by Funding Source

Total Cost: \$16,908.90 (thousands)

Source	prior	2017	2020	2021	2022	2023	2024
FA	7,085.50	848.00	1,253.00	704.00	800.00	2,035.00	
LOCAL	2,380.40	439.00	313.00	286.00	200.00	565.00	
Total	9,465.90	1,287.00	1,566.00	990.00	1,000.00	2,600.00	0.00

**HEPMPO Transportation Improvement Program
FY 2019-2022
Individual Project Sheets**

Project Location Map

Programmed Projects are Area-Wide

See Section 3.5 for List of Specific Projects

HEPMPO Transportation Improvement Program

FY 2019-2022

Individual Project Sheets

Project Description

MPO ID : W2019-08	State: Maryland	County: Washington	Proj. Rev. #: 0
State ID: n/a		Federal ID: n/a	
Project Name: Halfway Boulevard Extension, Phase II			

Project Description: New connector road between existing Halfway Boulevard and MD 63; Phase II of the Project

Limits: Halfway Boulevard heading west to MD 63

Remarks: Added: 5/16/2018

Project Funding Information

Schedule and Costs by Phase of Work

Total Cost: \$2,000.00 (thousands)

Phase	Prior	2019	2020	2021	2022	2023	2024
CON			2,000.00				
Total	0.00	0.00	2,000.00	0.00	0.00	0.00	0.00

Schedule and Costs by Funding Source

Total Cost: \$2,000.00 (thousands)

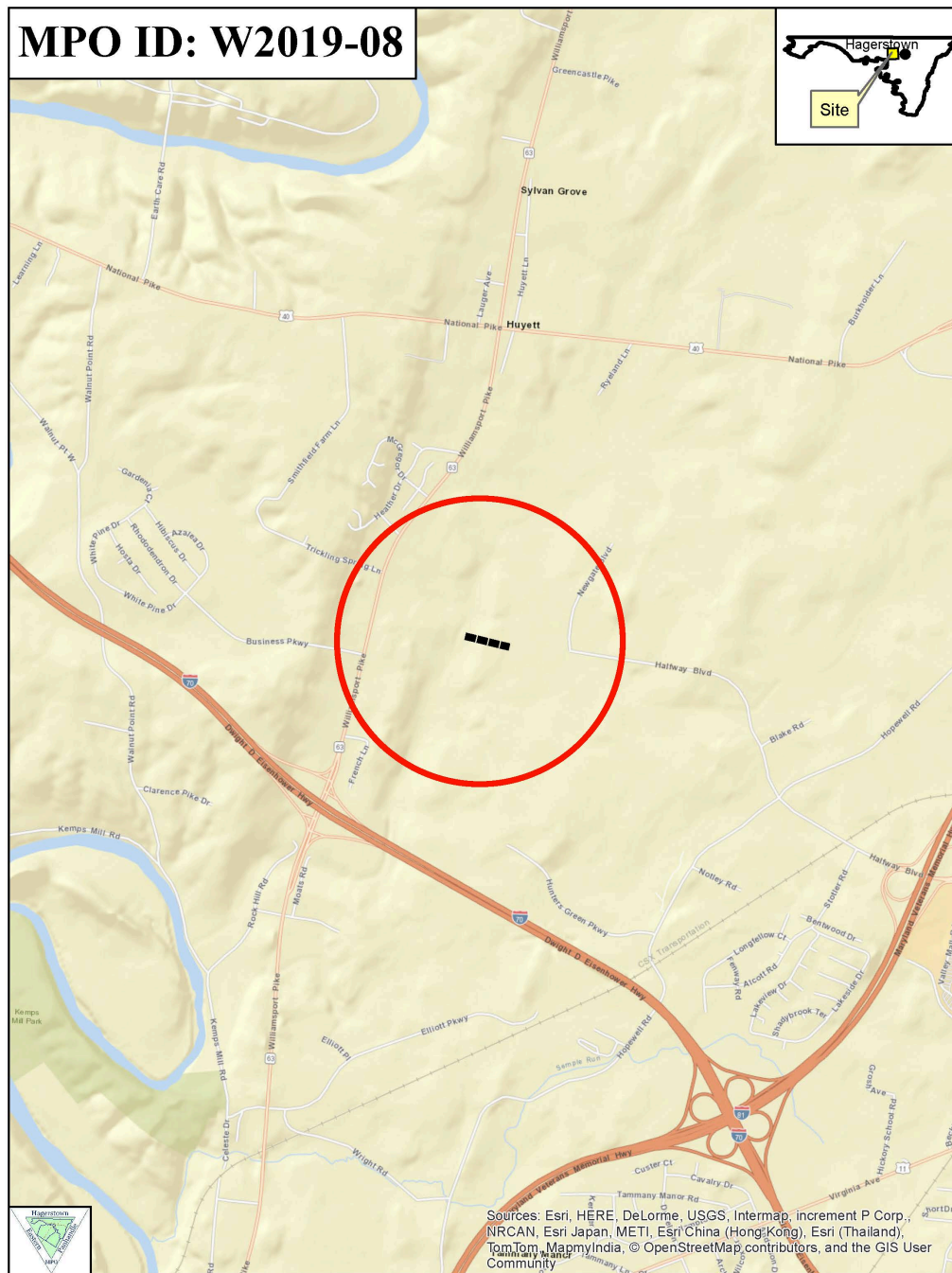
Source	prior	2017	2020	2021	2022	2023	2024
ARC			2,000.00				
Total	0.00	0.00	2,000.00	0.00	0.00	0.00	0.00

HEPMPO Transportation Improvement Program

FY 2019-2022

Individual Project Sheets

Project Location Map



APPENDIX G
INDIVIDUAL TRANSIT PROJECT SHEETS

**WASHINGTON COUNTY, MD
TRANSIT PROJECT SHEETS**

HEPMPO Transportation Improvement Program

FY 2019-2022

Individual Project Sheets

Project Description

MPO ID : WT2018-01	State: Maryland	County: Wash Trans	Proj. Rev. #: 1
State ID: n/a		Federal ID: n/a	
Project Name: Medium Duty Bus Replacement			

Project Description: Medium Duty Bus Replacement - 4 buses

Limits: Areawide

Remarks: Added 01/17/2018; Adjusted 5/16/2018

Project Funding Information

Schedule and Costs by Phase of Work

Total Cost: \$2,608.80 (thousands)

Phase	Prior	2019	2020	2021	2022	2023	2024
Transit	1,304.50		978.20		326.10		
Total	1,304.50	0.00	978.20	0.00	326.10	0.00	0.00

Schedule and Costs by Funding Source

Total Cost: \$2,608.80 (thousands)

Source	prior	2017	2020	2021	2022	2023	2024
5307	521.80		782.60		260.90		
5339	521.80						
LOCAL	163.10		97.80		32.60		
STATE	97.80		97.80		32.60		
Total	1,304.50	0.00	978.20	0.00	326.10	0.00	0.00

HEPMPO Transportation Improvement Program

FY 2019-2022

Individual Project Sheets

Project Description

MPO ID : WT2019-01.1	State: Maryland	County: Wash Trans	Proj. Rev. #: 1
State ID: n/a		Federal ID: n/a	
Project Name: Opearting Assistance - Section 5307			

Project Description: Operating assistnace for transit services provided by Washington County

Limits: Areawide

Remarks: Added July 1, 2018; adjusted 5/16/2018

Project Funding Information

Schedule and Costs by Phase of Work

Total Cost: \$7,468.00 (thousands)

Phase	Prior	2019	2020	2021	2022	2023	2024
Transit		1,867.00	1,867.00	1,867.00	1,867.00		
Total	0.00	1,867.00	1,867.00	1,867.00	1,867.00	0.00	0.00

Schedule and Costs by Funding Source

Total Cost: \$7,468.00 (thousands)

Source	prior	2017	2020	2021	2022	2023	2024
5307		933.50	933.50	933.50	933.50		
LOCAL		618.70	618.70	618.70	618.70		
STATE		314.80	314.80	314.80	314.80		
Total	0.00	1,867.00	1,867.00	1,867.00	1,867.00	0.00	0.00

**HEPMPO Transportation Improvement Program
FY 2019-2022
Individual Project Sheets**

Project Description

MPO ID : WT2019-02.1	State: Maryland	County: Wash Trans	Proj. Rev. #: 1
State ID: n/a		Federal ID: n/a	
Project Name: Capital Assistance - Preventative Maintenance			

Project Description: Capital Assistance for Washington County to provide public transit service in the area

Limits: Areawide

Remarks: Added July 1, 2018; Adjusted 5/16/2018

Project Funding Information

Schedule and Costs by Phase of Work

Total Cost: \$1,200.00 (thousands)

Phase	Prior	2019	2020	2021	2022	2023	2024
CON		300.00	300.00	300.00	300.00		
Total	0.00	300.00	300.00	300.00	300.00	0.00	0.00

Schedule and Costs by Funding Source

Total Cost: \$1,200.00 (thousands)

Source	prior	2017	2020	2021	2022	2023	2024
5307		240.00	240.00	240.00	240.00		
LOCAL		30.00	30.00	30.00	30.00		
STATE		30.00	30.00	30.00	30.00		
Total	0.00	300.00	300.00	300.00	300.00	0.00	0.00

HEPMPO Transportation Improvement Program

FY 2019-2022

Individual Project Sheets

Project Description

MPO ID : WT2019-02.2	State: Maryland	County: Wash Trans	Proj. Rev. #: 0
State ID: n/a		Federal ID: n/a	
Project Name: Capital Assistance - ADP Hardware			

Project Description: Capital Assistance for Washington County to operate public transit service in the area

Limits: Areawide

Remarks: Added July 1, 2018

Project Funding Information

Schedule and Costs by Phase of Work

Total Cost: \$2.60 (thousands)

Phase	Prior	2019	2020	2021	2022	2023	2024
Transit	2.60						
Total	2.60	0.00	0.00	0.00	0.00	0.00	0.00

Schedule and Costs by Funding Source

Total Cost: \$2.60 (thousands)

Source	prior	2017	2020	2021	2022	2023	2024
5307	2.00						
LOCAL	0.30						
STATE	0.30						
Total	2.60	0.00	0.00	0.00	0.00	0.00	0.00

HEPMPO Transportation Improvement Program

FY 2019-2022

Individual Project Sheets

Project Description

MPO ID : WT2019-02.3	State: Maryland	County: Wash Trans	Proj. Rev. #: 0
State ID: n/a		Federal ID: n/a	
Project Name: Capital Assistance - Vehicle Lift System			

Project Description: Capital Assistance for Washington County to operate public transit service in the area

Limits: Areawide

Remarks: Added July 1, 2018

Project Funding Information

Schedule and Costs by Phase of Work

Total Cost: \$141.00 (thousands)

Phase	Prior	2019	2020	2021	2022	2023	2024
Transit	47.00	47.00	47.00				
Total	47.00	47.00	47.00	0.00	0.00	0.00	0.00

Schedule and Costs by Funding Source

Total Cost: \$141.00 (thousands)

Source	prior	2017	2020	2021	2022	2023	2024
5307	37.60	37.60	37.60				
LOCAL	4.70	4.70	4.70				
STATE	4.70	4.70	4.70				
Total	47.00	47.00	47.00	0.00	0.00	0.00	0.00

HEPMPO Transportation Improvement Program

FY 2019-2022

Individual Project Sheets

Project Description

MPO ID : WT2019-02.4	State: Maryland	County: Wash Trans	Proj. Rev. #: 0
State ID: n/a		Federal ID: n/a	
Project Name: Capital Assistance - Pressure Washer for Bus			

Project Description: Capital Assistance for Washington County to operate public transit service in the area

Limits: Areawide

Remarks: Added July 1, 2018

Project Funding Information

Schedule and Costs by Phase of Work

Total Cost: \$38.10 (thousands)

Phase	Prior	2019	2020	2021	2022	2023	2024
Transit	12.70	12.70	12.70				
Total	12.70	12.70	12.70	0.00	0.00	0.00	0.00

Schedule and Costs by Funding Source

Total Cost: \$38.10 (thousands)

Source	prior	2017	2020	2021	2022	2023	2024
5307	10.10	10.10	10.10				
LOCAL	1.30	1.30	1.30				
STATE	1.30	1.30	1.30				
Total	12.70	12.70	12.70	0.00	0.00	0.00	0.00

HEPMPO Transportation Improvement Program

FY 2019-2022

Individual Project Sheets

Project Description

MPO ID : WT2019-02.5	State: Maryland	County: Wash Trans	Proj. Rev. #: 0
State ID: n/a		Federal ID: n/a	
Project Name: Capital Assistance - Route Match Notification Sys			

Project Description: Capital Assistance for Washington County to operate public transit service in the area

Limits: Areawide

Remarks: Added July 1, 2018

Project Funding Information

Schedule and Costs by Phase of Work

Total Cost: \$391.00 (thousands)

Phase	Prior	2019	2020	2021	2022	2023	2024
Transit	337.00	27.00	27.00				
Total	337.00	27.00	27.00	0.00	0.00	0.00	0.00

Schedule and Costs by Funding Source

Total Cost: \$391.00 (thousands)

Source	prior	2017	2020	2021	2022	2023	2024
5307	269.60	21.60	21.60				
LOCAL	33.70	2.70	2.70				
STATE	33.70	2.70	2.70				
Total	337.00	27.00	27.00	0.00	0.00	0.00	0.00

HEPMPO Transportation Improvement Program

FY 2019-2022

Individual Project Sheets

Project Description

MPO ID : WT2019-02.6	State: Maryland	County: Wash Trans	Proj. Rev. #: 0
State ID: n/a		Federal ID: n/a	
Project Name: Capital Assistance - Fuel Monitoring System			

Project Description: Capital Assistance for Washington County to operate public transit service in the area

Limits: Areawide

Remarks: Added July 1, 2018

Project Funding Information

Schedule and Costs by Phase of Work

Total Cost: \$48.00 (thousands)

Phase	Prior	2019	2020	2021	2022	2023	2024
Transit	16.00	16.00	16.00				
Total	16.00	16.00	16.00	0.00	0.00	0.00	0.00

Schedule and Costs by Funding Source

Total Cost: \$48.00 (thousands)

Source	prior	2017	2020	2021	2022	2023	2024
5307	12.80	12.80	12.80				
LOCAL	1.60	1.60	1.60				
STATE	1.60	1.60	1.60				
Total	16.00	16.00	16.00	0.00	0.00	0.00	0.00

HEPMPO Transportation Improvement Program

FY 2019-2022

Individual Project Sheets

Project Description

MPO ID : WT2019-02.7	State: Maryland	County: Wash Trans	Proj. Rev. #: 1
State ID: n/a		Federal ID: n/a	
Project Name: Capital Assistance - Small Paratransit Bus 504			

Project Description: Capital Assistance for Washington County to operate public transit service in the area

Limits: Areawide

Remarks: Added 5/18/2016; adjusted 5/16/2018

Project Funding Information

Schedule and Costs by Phase of Work

Total Cost: \$222.10 (thousands)

Phase	Prior	2019	2020	2021	2022	2023	2024
Transit	73.70			75.00	73.40		
Total	73.70	0.00	0.00	75.00	73.40	0.00	0.00

Schedule and Costs by Funding Source

Total Cost: \$222.10 (thousands)

Source	prior	2017	2020	2021	2022	2023	2024
5307	58.90			60.00	58.80		
LOCAL	7.40			7.50	7.30		
STATE	7.40			7.50	7.30		
Total	73.70	0.00	0.00	75.00	73.40	0.00	0.00

HEPMPO Transportation Improvement Program

FY 2019-2022

Individual Project Sheets

Project Description

MPO ID : WT2019-03.1	State: Maryland	County: Wash Trans	Proj. Rev. #: 0
State ID: n/a		Federal ID: n/a	
Project Name: Capital Assistance - Section 5339			

Project Description: Capital Assistance to allow Washington County to operate public transit service in the area

Limits: Areawide

Remarks: Added July 1, 2018

Project Funding Information

Schedule and Costs by Phase of Work

Total Cost: \$210.30 (thousands)

Phase	Prior	2019	2020	2021	2022	2023	2024
Transit	140.20	70.10					
Total	140.20	70.10	0.00	0.00	0.00	0.00	0.00

Schedule and Costs by Funding Source

Total Cost: \$210.30 (thousands)

Source	prior	2017	2020	2021	2022	2023	2024
5339	112.20	56.10					
LOCAL	14.00	7.00					
STATE	14.00	7.00					
Total	140.20	70.10	0.00	0.00	0.00	0.00	0.00

HEPMPO Transportation Improvement Program

FY 2019-2022

Individual Project Sheets

Project Description

MPO ID : WT2019-04.1	State: Maryland	County: Wash Trans	Proj. Rev. #: 1
State ID: n/a		Federal ID: n/a	
Project Name: 5310 Capital & Operating - Preventative Maint			

Project Description: Capital and Operating Assistance for elderly and disabled transit services

Limits: Areawide

Remarks: Added July 1, 2018; Adjusted 5/16/2018

Project Funding Information

Schedule and Costs by Phase of Work

Total Cost: \$139.90 (thousands)

Phase	Prior	2019	2020	2021	2022	2023	2024
Transit	49.90	45.00		45.00			
Total	49.90	45.00	0.00	45.00	0.00	0.00	0.00

Schedule and Costs by Funding Source

Total Cost: \$139.90 (thousands)

Source	prior	2017	2020	2021	2022	2023	2024
5310	39.90	36.00		36.00			
LOCAL	10.00	9.00		9.00			
Total	49.90	45.00	0.00	45.00	0.00	0.00	0.00

HEPMPO Transportation Improvement Program

FY 2019-2022

Individual Project Sheets

Project Description

MPO ID : WT2019-04.2	State: Maryland	County: Wash Trans	Proj. Rev. #: 1
State ID: n/a		Federal ID: n/a	
Project Name: 5310 Capital & Operating - Small Bus Replace			

Project Description: Capital and Operating assistance for elderly and disabled transit services

Limits: Areawide

Remarks: Added July 1, 2018; adjusted 5/16/2018

Project Funding Information

Schedule and Costs by Phase of Work

Total Cost: \$801.00 (thousands)

Phase	Prior	2019	2020	2021	2022	2023	2024
Transit	321.00	240.00		240.00			
Total	321.00	240.00	0.00	240.00	0.00	0.00	0.00

Schedule and Costs by Funding Source

Total Cost: \$801.00 (thousands)

Source	prior	2017	2020	2021	2022	2023	2024
5310	256.80	192.00		192.00			
LOCAL	63.40	48.00		48.00			
STATE	0.80						
Total	321.00	240.00	0.00	240.00	0.00	0.00	0.00

HEPMPO Transportation Improvement Program

FY 2019-2022

Individual Project Sheets

Project Description

MPO ID : WT2019-04.3	State: Maryland	County: Wash Trans	Proj. Rev. #: 1
State ID: n/a		Federal ID: n/a	
Project Name: 5310 Capital & Operating - Mobility Mgmt			

Project Description: Capital and Operating assistance for elderly and disabled transit services

Limits: Areawide

Remarks: Added July 1, 2018; adjusted 5/16/2018

Project Funding Information

Schedule and Costs by Phase of Work

Total Cost: \$312.30 (thousands)

Phase	Prior	2019	2020	2021	2022	2023	2024
Transit	110.80	100.80		100.70			
Total	110.80	100.80	0.00	100.70	0.00	0.00	0.00

Schedule and Costs by Funding Source

Total Cost: \$312.30 (thousands)

Source	prior	2017	2020	2021	2022	2023	2024
5310	88.60	80.60		80.60			
LOCAL	22.20	20.20		20.10			
Total	110.80	100.80	0.00	100.70	0.00	0.00	0.00

HEPMPO Transportation Improvement Program

FY 2019-2022

Individual Project Sheets

Project Description

MPO ID : WT2019-04.4	State: Maryland	County: Wash Trans	Proj. Rev. #: 1
State ID: n/a		Federal ID: n/a	
Project Name: Section 5310 - Operating			

Project Description: Capital and Operating assistance to enhance services for elderly and disabled

Limits: Areawide

Remarks: Added July 1, 2018; adjustec 5/16/2018

Project Funding Information

Schedule and Costs by Phase of Work

Total Cost: \$2,320.40 (thousands)

Phase	Prior	2019	2020	2021	2022	2023	2024
Transit	508.00	906.20		906.20			
Total	508.00	906.20	0.00	906.20	0.00	0.00	0.00

Schedule and Costs by Funding Source

Total Cost: \$2,320.40 (thousands)

Source	prior	2017	2020	2021	2022	2023	2024
5310	254.00	453.10		453.10			
LOCAL	254.00	453.10		453.10			
Total	508.00	906.20	0.00	906.20	0.00	0.00	0.00

**BERKELEY/JEFFERSON COUNTY, WV
TRANSIT PROJECT SHEETS**

HEPMPO Transportation Improvement Program

FY 2019-2022

Individual Project Sheets

Project Description

MPO ID : WVT2019-01.1	State: West Virginia	County: Berk/Jeff	Proj. Rev. #: 1
State ID: n/a		Federal ID: n/a	
Project Name: Operating Assistance - Section 5307			

Project Description: Funding for staff and typical office functions

Limits: Areawide

Remarks: Adjusted 7/2/2018; Includes \$61,562 dedicated funding (\$30,795 Fed; \$795 Local, \$30,000 State Development Credits)

Project Funding Information

Schedule and Costs by Phase of Work

Total Cost: \$6,289.00 (thousands)

Phase	Prior	2019	2020	2021	2022	2023	2024
Transit		1,439.80	1,616.40	1,616.40	1,616.40		
Total	0.00	1,439.80	1,616.40	1,616.40	1,616.40	0.00	0.00

Schedule and Costs by Funding Source

Total Cost: \$6,289.00 (thousands)

Source	prior	2019	2020	2021	2022	2023	2024
5307		719.90	808.20	808.20	808.20		
LOCAL		689.90	808.20	808.20	808.20		
STATE		30.00					
Total	0.00	1,439.80	1,616.40	1,616.40	1,616.40	0.00	0.00

HEPMPO Transportation Improvement Program

FY 2019-2022

Individual Project Sheets

Project Description

MPO ID : WVT2019-02.1	State: West Virginia	County: Berk/Jeff	Proj. Rev. #: 1
State ID: n/a		Federal ID: n/a	
Project Name: Capital Assistance - Preventative Maintenance			

Project Description: Preventative maintenance for fleet vehicles

Limits: Areawide

Remarks: Last adjusted 7/2/2018

Project Funding Information

Schedule and Costs by Phase of Work

Total Cost: \$1,278.20 (thousands)

Phase	Prior	2019	2020	2021	2022	2023	2024
Transit		300.50	326.50	326.50	324.70		
Total	0.00	300.50	326.50	326.50	324.70	0.00	0.00

Schedule and Costs by Funding Source

Total Cost: \$1,278.20 (thousands)

Source	prior	2019	2020	2021	2022	2023	2024
5307		250.40	261.20	261.20	261.20		
LOCAL		50.10	65.30	65.30	63.50		
Total	0.00	300.50	326.50	326.50	324.70	0.00	0.00

HEPMPO Transportation Improvement Program

FY 2019-2022

Individual Project Sheets

Project Description

MPO ID : WVT2019-02.2	State: West Virginia	County: Berk/Jeff	Proj. Rev. #: 0
State ID: n/a		Federal ID: n/a	
Project Name: Capital Assistance - Driver Pads/Data Collection			

Project Description: Purchase of driver pads for buses; NTD Reporting; Stop Announcements; AVL (bus tracking), and Card Swipe

Limits: Areawide

Remarks: Added July 1, 2018

Project Funding Information

Schedule and Costs by Phase of Work

Total Cost: \$180.00 (thousands)

Phase	Prior	2019	2020	2021	2022	2023	2024
Transit	60.00	60.00	60.00				
Total	60.00	60.00	60.00	0.00	0.00	0.00	0.00

Schedule and Costs by Funding Source

Total Cost: \$180.00 (thousands)

Source	prior	2019	2020	2021	2022	2023	2024
5339	50.00	50.00	50.00				
LOCAL	10.00	10.00	10.00				
Total	60.00	60.00	60.00	0.00	0.00	0.00	0.00

HEPMPO Transportation Improvement Program

FY 2019-2022

Individual Project Sheets

Project Description

MPO ID : WVT2019-02.3	State: West Virginia	County: Berk/Jeff	Proj. Rev. #: 0
State ID: n/a		Federal ID: n/a	
Project Name: Capital Assistance - Miscellaneous Equipment			

Project Description: Purchase of miscellaneous equipment for vehicle fleet

Limits: Areawide

Remarks: Added July 1, 2018

Project Funding Information

Schedule and Costs by Phase of Work

Total Cost: \$25.00 (thousands)

Phase	Prior	2019	2020	2021	2022	2023	2024
Transit	25.00						
Total	25.00	0.00	0.00	0.00	0.00	0.00	0.00

Schedule and Costs by Funding Source

Total Cost: \$25.00 (thousands)

Source	prior	2019	2020	2021	2022	2023	2024
5339	20.00						
LOCAL	5.00						
Total	25.00	0.00	0.00	0.00	0.00	0.00	0.00

HEPMPO Transportation Improvement Program

FY 2019-2022

Individual Project Sheets

Project Description

MPO ID : WVT2019-02.4	State: West Virginia	County: Berk/Jeff	Proj. Rev. #: 0
State ID: n/a		Federal ID: n/a	
Project Name: Capital Assistance - Bus Radios			

Project Description: Purchase of new bus radios

Limits: Areawide

Remarks: Added July 1, 2018

Project Funding Information

Schedule and Costs by Phase of Work

Total Cost: \$28.00 (thousands)

Phase	Prior	2019	2020	2021	2022	2023	2024
CON			28.00				
Total	0.00	0.00	28.00	0.00	0.00	0.00	0.00

Schedule and Costs by Funding Source

Total Cost: \$28.00 (thousands)

Source	prior	2019	2020	2021	2022	2023	2024
5307			22.40				
LOCAL			5.60				
Total	0.00	0.00	28.00	0.00	0.00	0.00	0.00

HEPMPO Transportation Improvement Program

FY 2019-2022

Individual Project Sheets

Project Description

MPO ID : WVT2019-03.1	State: West Virginia	County: Berk/Jeff	Proj. Rev. #: 1
State ID: n/a		Federal ID: n/a	
Project Name: Capital Assistance - Section 5339			

Project Description: Bus purchase program

Limits: Areawide

Remarks: Added July 1, 2018

Project Funding Information

Schedule and Costs by Phase of Work

Total Cost: \$1,122.20 (thousands)

Phase	Prior	2019	2020	2021	2022	2023	2024
Transit	77.70	594.50	450.00				
Total	77.70	594.50	450.00	0.00	0.00	0.00	0.00

Schedule and Costs by Funding Source

Total Cost: \$1,122.20 (thousands)

Source	prior	2019	2020	2021	2022	2023	2024
5339	62.20	495.40	360.00				
LOCAL	15.50	99.10	90.00				
Total	77.70	594.50	450.00	0.00	0.00	0.00	0.00

HEPMPO Transportation Improvement Program

FY 2019-2022

Individual Project Sheets

Project Description

MPO ID : WVT2019-04.1	State: West Virginia	County: Berk/Jeff	Proj. Rev. #: 0
State ID: n/a		Federal ID: n/a	
Project Name: Facility Expansion Plan			

Project Description: Funding for General Planning Projects

Limits:

Remarks: Added July 1, 2018

Project Funding Information

Schedule and Costs by Phase of Work

Total Cost: \$250.00 (thousands)

Phase	Prior	2019	2020	2021	2022	2023	2024
Transit	75.00	75.00		100.00			
Total	75.00	75.00	0.00	100.00	0.00	0.00	0.00

Schedule and Costs by Funding Source

Total Cost: \$250.00 (thousands)

Source	prior	2019	2020	2021	2022	2023	2024
5305	60.00	60.00		80.00			
LOCAL	15.00	15.00		20.00			
Total	75.00	75.00	0.00	100.00	0.00	0.00	0.00

HEPMPO Transportation Improvement Program

FY 2019-2022

Individual Project Sheets

Project Description

MPO ID : WVT2019-05	State: West Virginia	County: Berk/Jeff	Proj. Rev. #: 0
State ID: n/a		Federal ID: n/a	
Project Name: Capital Assistance - Facility Maintenance			

Project Description: Purchase of materials for general facility maintenance

Limits: Areawide

Remarks: Added July 1, 2018

Project Funding Information

Schedule and Costs by Phase of Work

Total Cost: \$3.00 (thousands)

Phase	Prior	2019	2020	2021	2022	2023	2024
Transit		3.00					
Total	0.00	3.00	0.00	0.00	0.00	0.00	0.00

Schedule and Costs by Funding Source

Total Cost: \$3.00 (thousands)

Source	prior	2019	2020	2021	2022	2023	2024
5307		2.40					
LOCAL		0.60					
Total	0.00	3.00	0.00	0.00	0.00	0.00	0.00

HEPMPO Transportation Improvement Program

FY 2019-2022

Individual Project Sheets

Project Description

MPO ID : WVT2019-05.1	State: West Virginia	County: Berk/Jeff	Proj. Rev. #: 0
State ID: n/a		Federal ID: n/a	
Project Name: Capital Assistance - Fare/Data Collection			

Project Description: Fare Collection and Data Collection Systems

Limits: Areawide

Remarks: Added July 1, 2018

Project Funding Information

Schedule and Costs by Phase of Work

Total Cost: \$350.00 (thousands)

Phase	Prior	2019	2020	2021	2022	2023	2024
Transit		200.00		150.00			
Total	0.00	200.00	0.00	150.00	0.00	0.00	0.00

Schedule and Costs by Funding Source

Total Cost: \$350.00 (thousands)

Source	prior	2019	2020	2021	2022	2023	2024
5307		160.00		120.00			
LOCAL		40.00		30.00			
Total	0.00	200.00	0.00	150.00	0.00	0.00	0.00

HEPMPO Transportation Improvement Program

FY 2019-2022

Individual Project Sheets

Project Description

MPO ID : WVT2019-05.2	State: West Virginia	County: Berk/Jeff	Proj. Rev. #: 1
State ID: n/a		Federal ID: n/a	
Project Name: Capital Assistance - Passenger Amenity			

Project Description: Bus Shelter Purchase, System Signage, and Other Passenger Information

Limits: Areawide

Remarks: Added July 1, 2018; Last adjusted 7/2/2018

Project Funding Information

Schedule and Costs by Phase of Work

Total Cost: \$281.20 (thousands)

Phase	Prior	2019	2020	2021	2022	2023	2024
Transit	175.00	106.20					
Total	175.00	106.20	0.00	0.00	0.00	0.00	0.00

Schedule and Costs by Funding Source

Total Cost: \$281.20 (thousands)

Source	prior	2019	2020	2021	2022	2023	2024
5339	140.00	88.50					
LOCAL	35.00	17.70					
Total	175.00	106.20	0.00	0.00	0.00	0.00	0.00