

FY 2023-2026  
Transportation Improvement Program  
HAGERSTOWN/EASTERN PANHANDLE MPO





## Transportation Improvement Program - FY 2023-2026

### Table of Contents

---

Information about the TIP	1
TIP Narrative	1
Funding Codes by Location	35
Project Summaries without Maps	42
Roadways Category	42
Transit Category	65
Appendices	70
TIP Appendices	70

## HAGERSTOWN/EASTERN PANHANDLE METROPOLITAN PLANNING ORGANIZATION (HEPMPO)

33 West Washington Street

4<sup>th</sup> Floor, Suite #402

Hagerstown, MD 21740

Website: [www.hepmo.net](http://www.hepmo.net)

Email: [mmullenax@hepmo.net](mailto:mmullenax@hepmo.net)

### FY 2023 – 2026 Transportation Improvement Program (TIP)

#### Revision History

Adopted:

May 18, 2022

Revised:

August 17, 2022

Revised:

October 19, 2022

Revised:

January 18, 2023

Revised:

March 15, 2023

Revised:

August 16, 2023

Revised:

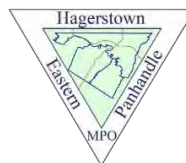
October 18, 2023

Revised:

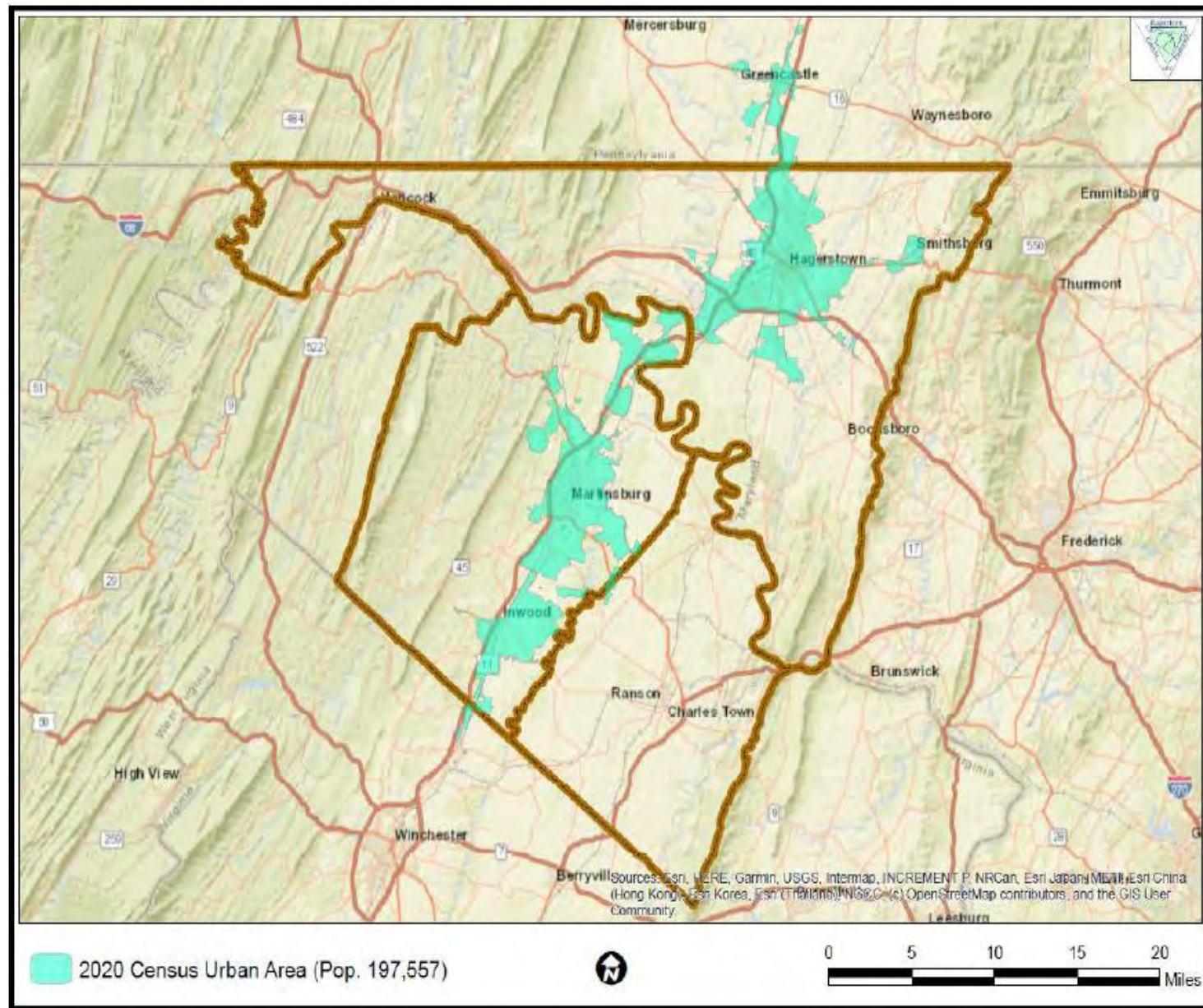
January 17, 2024

Revised:

March 20, 2024







*Figure 1 – The Hagerstown MD--WV—PA--VA urban area (UA) and the metropolitan planning area that is served by the Hagerstown/Eastern Panhandle Metropolitan Planning Organization (HEPMPO).*



U.S. Department  
of Transportation

Federal Transit Administration  
Region III  
1835 Market, Suite 1910  
Philadelphia, PA 19103  
215-656-7100  
215-656-7260 (fax)

Federal Highway Administration  
Maryland Division  
31 Hopkins Plaza, Suite 1520  
Baltimore, Maryland 21201  
410-962-4440  
410-962-4054 (fax)

July 7, 2022

Ms. Heather Murphy  
**Director, Office of Planning and Capital Programming**  
Maryland Department of Transportation  
7201 Corporate Center Drive  
P.O. Box 548  
Hanover, Maryland 21076

**Re: Amendment to the Maryland FY 2022 Statewide Transportation Improvement Program  
M.DOT Control #22-32**

Dear Ms. Murphy:

We have completed our review of the State request (MOOT Control #22-32) to amend the Fiscal Year (FY) 2022 Statewide Transportation Improvement Program (STIP). Specifically, the STIP is **being amended to include the Hagerstown/Eastern Panhandle Metropolitan Planning Organization's (HEPMPO) FY 2023-FY 2026 Transportation Improvement Program (TIP)**. This TIP was approved by the HEPMPO Council on May 18, 2022.

**We accept this amendment and find that it was developed based on a continuing, cooperative, and comprehensive transportation planning process, in accordance with 23 U.S.C. 134, 23 U.S.C. 135 and 49 USC 5303-5305.**

**Any questions concerning this amendment should be directed to Kwame Arhin, Planning & Program Manager, FTA Maryland Division, at (410) 779-7158, or Ryan Long, Community Planner, FTA Region III, at (215) 656-7051.**

Sincerely,



Digitally signed  
by RYANALONG  
Date: 2022.07.05  
16:17:54 -04'00'

**KWAME  
ARHIN**

Digitally signed by  
KWAME ARHIN  
Date: 2022.07.06  
06:41:34 -04'00'

Terry Garcia Crews  
**Regional Administrator**  
Federal Transit Administration

Gregory Murrill  
**Division Administrator**  
Federal Highway Administration

cc: Holly Arnold, Maryland Transit Administration  
Tim Smith, Maryland State Highway Administration

## INTRODUCTION

The Transportation Improvement Program (TIP) is a requirement, under 49 U.S. Code 5303(j), and a prerequisite to receive federal funding to implement transportation projects in a metropolitan planning area. Typically spanning two- to four-years, the TIP includes highway, public transportation, and other surface transportation projects. The TIP is the responsibility of the Metropolitan Planning Organization (MPO), as stated in the Code of Federal Regulations (CFR) Title 49 Part 1410.324, to advance the program within a metropolitan planning area.

Hagerstown/Eastern Panhandle MPO (HEPMPO) is the designated MPO for the Hagerstown MD--WV--PA--VA urbanized area (UZA) and its metropolitan planning area (Figure 1). UZAs are designated using the U.S. Census, most recently the 2020 U.S. Census, for places with populations greater than 50,000 and less than 200,000. Metropolitan planning areas are comprised of the UZA and the geographic area, agreed upon by the MPO and the Governor of the State, that is expected to become urbanized in the next 20-years (Figure 1). HEPMPPO is responsible for developing the TIP within the metropolitan planning area with each affected State Highway Agency and any involved public transit operator. Additionally, the small portions of Franklin County, PA and Frederick County, VA within the urban area undergo the metropolitan planning process by the Franklin County MPO (FCMPO) and Winchester-Frederick County MPO (WinFred MPO) respectively through existing memorandums of understanding with HEPMPPO. HEPMPPO is governed by the Interstate Council (ISC) policy board, comprised of representatives of the respective State departments of transportation, public transit operators, and local elected officials, to adopt and/ or amend the TIP.

Following adoption, the TIP is then considered for approval and inclusion into the respective State Transportation Improvement Program (STIP) for both Maryland and West Virginia. This inclusion of the TIP in the STIP is then approved by the appropriate Governor's office. This process can happen multiple times a year and requires HEPMPPO to work closely with Maryland Department of Transportation (MDOT) and West Virginia Department of Transportation (WVDOT).

In July 2012, a new transportation planning bill known as Moving Ahead for Progress in the 21st Century (MAP-21) Act. MAP-21 established new provisions for the MPO planning process that were designed to establish a transparent and accountable decision-making framework for identifying multi-modal capital investments and project priorities. Additionally, in December 2015, the Fixing America's Surface Transportation (FAST) Act passed with new performance-based planning and programming (PBPP) initiatives for the MPO planning processes introduced by MAP-21. Recently, the Infrastructure Investment and Jobs Act (IIJA) was passed in November 2021 continues the Metropolitan Planning Program, which establishes a cooperative, continuous, and comprehensive framework for making transportation investment decisions in metropolitan areas.

The TIP is required to be a fiscally balanced list of projects and it must detail how each project sponsor plans to implement a project within the timeframe of the TIP. Additionally, the TIP indicates all available public and private revenues and/ or resources expected to finance the program. This includes any or all innovative fiscal techniques or mechanisms to carry out the program. However, HEPMPPO may adopt revisions to the TIP to include other projects or funding sources if additional or alternative financial resources, not initially identified in the TIP, become available at a future date. Finally, if funding becomes available in the current fiscal year for a project listed in the TIP's subsequent years, that project can be

advanced, or moved forward into the current fiscal year funding cycle without an amendment provided it follows criteria outlined in HEPMPO's Public Participation Plan (PPP).

Federal legislation mandates the TIP be available in draft form for public input and review before formal adoption by the ISC. The ISC adopted a PPP that includes various strategies to engage local constituents using means such as newspaper publications, e-mail notifications, or other visualization techniques (e.g., maps, aerial photographs, pictures, infographics, simplified project/ program plans).

Further, legislation defines the TIP as a short-range, four-year listing of priorities for local, state, and federal projects and provides strategies consistent with the goals and objectives established in HEPMPO's Long Range Transportation Plan (LRTP). HEPMPO follows common transportation planning practices by developing its LRTP through the continuing, cooperative, and comprehensive process – referred to as the 3-C Planning Process. The LRTP considers an intermodal transportation system that is comprised of two distinct elements: highways and non-highway facilities. The highway element incorporates the preservation and safety, as well as aesthetic enhancements of bridges, highways, and streets. This also pertains to any new construction projects funded in part with federal funds, or projects deemed regionally significant because of air quality conformity implications (detailed below). The non-highway facilities component includes public transit services, and bicycle and pedestrian facilities.

The FY 2023 – 2026 TIP includes projects and improvements with anticipated implementation in the next four-year period. Additionally, projects programmed in the two-years following the FY 2023 – 2026 TIP are shown for informational purposes only. However, the primary purpose of the TIP is projects within FY 2023 – 2026. Programming funding for projects is based on a FY start date of July 1. Counties within HEPMPO with projects identified in the FY 2023 – 2026 TIP include: Washington County, Maryland; Berkeley County and Jefferson County, West Virginia.

Previously HEPMPO was required to determine transportation conformity on any new or amended TIP. Transportation conformity is a process required by the Clean Air Act (CAA) §176(c) which establishes the framework for improving air quality to protect public health and the environment. The goal of transportation conformity is to ensure that Federal Highway Administration (FHWA) and Federal Transit Administration (FTA) funding and approvals are given to highway and public transit activities that are consistent with air quality goals. However, effective October 24, 2016, the 1997 Primary Annual PM-2.5 National Ambient Air Quality Standards (NAAQS) were revoked in attainment and maintenance areas (see 81 FR 58009). Presently, all three counties in the HEPMPO region are in attainment. Therefore, HEPMPO will continue to monitor updates by EPA and conformity will be readdressed if EPA changes their standards.

While the TIP is primarily intended to identify federally funded projects, regulations also require identifying regionally significant projects, even if they are funded without federal assistance. Any non-federally funded projects meeting the regionally significant criteria have been identified and included in the TIP (Section 6.3).

The following agencies were provided opportunities for input into the development of this document, including WVDOT; MDOT; Maryland Transit Administration (MTA); Maryland State Highway Administration (SHA); Pennsylvania Department of Transportation (PennDOT); Federal Highway



Administration (FHWA) - both the Maryland and West Virginia offices; Federal Transit Administration (FTA); Washington County Transit (WCT); Eastern Panhandle Transit Authority (EPTA); and other local governments. In addition, other interested parties were provided input opportunities through HEPMPO's adopted public comment process.

## **MARYLAND SECTION**

### **Maryland Project Selection Process**

MDOT manages the programmed projects for both metropolitan and rural projects, including those in Washington County. MDOT has the authority to obligate federal transportation funding for eligible projects. MDOT selects projects and provides project information and details for HEPMPO consideration and potential inclusion in the TIP. It is HEPMPO's responsibility to work with local government officials, organizations, special interest groups, and the general public to develop the local TIP, ensuring the planning process follows the 3-C Planning Process.

Project priorities have remained consistent over the last several TIP cycles and a primary focus has been placed on system maintenance and preservation. Major expansion projects have also been limited to a decline in purchasing power and inflation of the dollar not keeping pace with construction costs, despite population growth and continued development.

### **Maryland Transportation Projects**

Projects in the Washington County portion of the TIP are identified and proposed by MDOT and Washington County. Both agencies are also responsible for selecting, financing, and managing all projects. HEPMPO planning activities, in cooperation with local governments, may help provide supporting documentation for programmed transportation projects.

### **Maryland Prior Year Obligated Projects**

A list of Maryland Highway and Transit projects outlined in previous TIP years can be found in Appendix G.

### **Maryland Financial Plan**

Federal transportation regulations require HEPMPO to develop a fiscally balanced TIP. Funding sources and cost estimates for professional planning, professional engineering, right-of-way acquisition, and/ or construction for programmed projects in the first two-years of the TIP cannot exceed anticipated federal, state, and/ or local resources. MDOT must demonstrate financial constraint for each project programmed in the TIP for Washington County. Additionally, the financial considerations are conducted as part of the development of Maryland's STIP.

### Maryland Public Transportation Programs

Washington County Transit (WCT), formerly known as the County Commuter, is the program manager for FTA §5307 Urbanized Area Formula Program Grants funding for public transportation in Hagerstown, MD.<sup>1</sup> Washington County is the official recipient of these FTA §5307 funds and then, by agreement, sub-allocates the funds to WCT. In turn, WCT provides public transit services for Hagerstown and the surrounding areas in Washington County that are eligible for transit service. Eligibility requires being within ¾ of a mile of existing fixed routes currently offered by WCT. Currently, WCT recovers 50% of its operation costs less far revenues, while 80% of its capital improvement and preventative maintenance expenses, as well as planning expenditures, from FTA. Washington County is also required to provide WCT with cash funds, as well as in-kind services, to cover the remaining expenses required for local match of the FTA program.

In cooperation with MTA, WCT also receives funding for qualifying projects through FTA §5339 Buses and Bus Facilities Program Grants.<sup>2</sup> In the past, MTA has assisted WCT with matching funds for capital improvements such as vehicle maintenance and replacements covered under the FTA §5339 program.

### Maryland Federal-Aid Highway System Projects

Washington County, like other jurisdictions across the country, receives funding from the Federal Highway Trust Fund for use on designated federal-aid highway systems. This funding is generated through fuel taxes, as well as tire, truck, and trailer sales. Using their own priority ranking system, Washington County includes federal-aid systems in their Capital Improvement Program (CIP). Below is a listing of current projects contained in the adopted Washington County CIP FY 2022-2031. These projects are also included in HEPMPO's TIP as a line item project (W2019-07).

Project Name	Project Description	Funding Fiscal Year	Project Funding Total (000's)	Federal Funding
Crystal Falls Dr Bridge (W3051)	Replace two lane bridge	PE – FY 2015	PE - \$385.0	PE - \$308.0
		CON -- FY2025	CON - \$2,503.3	CON - \$1,971.8

<sup>1</sup> **Urbanized Area Formula Program Grants (49 U.S.C. §5307)** makes Federal resources available to urbanized areas and to Governors for transit capital and operating assistance and for transportation related planning in urbanized areas. An urbanized area is a Census-designated area with a population of 50,000 or more as determined by the U.S. Department of Commerce, Bureau of the Census.

<sup>2</sup> **Buses and Bus Facilities Program Grants (49 U.S.C. §5339)** makes Federal resources available to States and designated recipients to replace, rehabilitate and purchase buses and related equipment and to construct bus-related facilities including technological changes or innovations to modify low or no emission vehicles or facilities. Funding is provided through formula allocations and competitive grants. A sub-program provides competitive grants for bus and bus facility projects that support low and zero-emission vehicles.



Project Name	Project Description	Funding Fiscal Year	Project Funding Total (000's)	Federal Funding
<b>Keedysville Rd Bridge (W5651)</b>	Rehab stone arch bridge	PE – FY 2015 PE - FY 2025 CON – FY 2025	PE - \$257.6 CON - \$50.0 CON - \$2,707.0	PE - \$206.1 CON - \$0.0 CON- \$2,165.6
<b>Roxbury Rd. Bridge (W5372)</b>	Replace two lane bridge	PE-FY 2015 PE-FY 2022 CON – FY 2025	PE - \$881.0 PE - \$85.2 CON - \$2,425.9	PE - \$480.0 PE - \$68.1 CON - \$1,940.7
<b>Halfway Boulevard Bridges (W0912)</b>	Repair Bridges	PE – FY 2018 PE – FY 2022 CON – FY 2025 CON – FY 2026	PE - \$235.0 PE - \$345.0 CON - \$2,425.9 CON - \$250.0	PE - \$188.0 PE - \$276.0 CON - \$3,987.2 CON - \$200.0

Source: Washington County Capital Improvement Plan FY 2024-2033

### Maryland Projects Between Funding Stages

In addition to the federal-aid highway system project, under which funding is provided to counties, Washington County also programs various highway projects in its CIP using local, non-federal, and/ or non-state funding sources. It is not uncommon for Washington County to program construction dollars over multiple fiscal years for the purpose of accruing all needed project funds prior to beginning actual project construction. These projects may be eligible for alternative federal funding (e.g., competitive grants).

Project Name	Project Description	Funding Fiscal Year	Project Funding Total (000's)	Federal Funding
<b>Eastern Boulevard Extended (W2017-09)</b>	Construct new 4-lane road	PE - FY 2026 CON – FY2031	PE - \$150.0 CON - \$10,303.0	PE - \$0.0 CON - \$0.0

---

Source: Washington County Capital Improvement Plan FY 2024-2033

## WEST VIRGINIA SECTION

### West Virginia Project Selection Process

WVDOT manages the programmed highway projects for both Berkeley and Jefferson Counties. WVDOT has the authority to obligate federal transportation funding for eligible projects. WVDOT selects projects and provides project information and details for HEPMPO consideration and potential inclusion in the TIP. HEPMPO works with local government officials, organizations and the public to develop the local TIP, ensuring the planning process follows the 3-C Planning Process.

The FY 2023 – 2026 TIP, includes group projects based on generalized programs mirroring WVDOT's STIP. Projects with a phase cost larger than \$10,000,000, safety projects, new traffic signal projects, new; lane additions, new roads or bridge, expansion projects that add capacity, and projects that affect air quality are not considered groupable. All other projects will be considered groupable under the new STIP/ TIP operating guidelines. The new generalized program groups are as follows:

Program Group	Program Name	Program Description
1	Bridge Program	Inspections; Bridge Replacement; Bridge Rehabilitation; Bridge and Concrete Overlays/Sealers; Bridge Clean & Paint
2	Pavement Program	Fed Aid (FA) Other Resurfacing; FA Interstate Resurfacing; APD Program; Safety Improvement
3	Traffic Program	Traffic Signals; Striping; Signing; Safety Improvement; RR signals; Lighting
4	Localized Mobility Improvement Program	Slide Correction; Road/Curve Improvement; New Road/Bridge Construction; Add Auxiliary Lane; New Lane Construction
5	Community Development and Connectivity Program	Metropolitan Planning; Community Development; Bike and Pedestrian Projects
6	Planning and Workforce Development Program	Workforce Development; Training; Statewide Planning and Research Program; Metropolitan Planning Program
7	Regional Mobility	New Road/Bridge Construction; APD Program; Other
8	Transit Program	Section 5304, 5307, 5310, 5311, 5329, 5337, 5339



WVDOT TIP Projects				
TIP ID	Project Name	Project Program	Groupable/ Not Groupable	Performance Measure
J2014-05	Shepherdstown Bike Path	Community Development	G	PM3
J2017-01	Ranson 5th Ave Complete Street	Community Development	G	PM3
J2017-03	Harpers Ferry High St	Community Development	G	PM3
J2019-05.04	Flowing Springs Park Trail	Community Development	G	PM3
J2019-05.06	Armory Canal Trail	Community Development	G	PM3
B2023-05	D-5 Recall Striping	Pavement Program	G	PM2
B2023-04	Roadway Striping (D5)	Pavement Program	G	PM2
B2022-02	Meadow Lane Traffic Signal	Traffic Program	NG	PM1
B2022-18	Martinsburg North Queen St	Community Development	G	PM3
J2023-01	Ranson & Charles Town +1	Pavement Program	G	PM2
B2023-07	Specks Run Rd Traffic Signal	Traffic Program	NG	PM1
J2023-03	Fifth Avenue Streetscape	Community Development	G	PM3
B2021-09	US11 TWLTL Extension	Traffic Program	G	PM3
B2021-19	Nichols Overhead	Bridge Program	G	PM2
B2022-14	Meadow Lane Roundabout	Traffic Program	G	PM3
B2023-06	SF BR Inspect -D5	Bridge Program	G	PM2
B2023-11	Route 11 Turning Improvement	Traffic Program	G	PM1
B2023-13	I-81 Signing	Traffic Program	G	PM1
B2023-14	D-5 Rdway Departure	Traffic Program	G	PM1
B2023-15	Sewage Treatment Plant Bridge	Bridge Program	G	PM2
B2023-06	SF BR Inspect -D5	Bridge Program	G	PM2
B2023-11	Route 11 Turning Improvement	Traffic Program	G	PM1
B2023-13	I-81 Signing	Traffic Program	G	PM1
B2023-14	D-5 Rdway Departure	Traffic Program	G	PM1
B2023-15	Sewage Treatment Plant Bridge	Bridge Program	G	PM2
J2019-05.03	Charles Town Augustine Ave	Community Development	G	PM3
J2023-05	US 340 Signing	Traffic Program	G	PM1
B2024-01	Bessemer Overhead +1	Bridge Program	G	PM2
B2024-02	Butts Mill Bridge	Bridge Program	G	PM2
B2024-04	Bunker Hill Mill	Bridge Program	G	PM2

B2024-05	Tuscarora Creek Bridge	Bridge Program	G	PM2
B2024-06	Harlan Run Bridge	Bridge Program	G	PM2
B2024-07	New GM Access Road Bridge	Bridge Program	G	PM2
B2024-08	Old Mill Road Bridge	Bridge Program	G	PM2
B2024-09	Elk Branch #3	Bridge Program	G	PM2
J2024-01	Jefferson Ave Turn Lane & Traffic Signal	Traffic Program	NG	PM1
J2024-02	Ridge Road-Morgan Grove	Pavement Program	G	PM2
J2024-03	Ranson (N. Mildred)	Pavement Program	G	PM2
J-2024-04	Charles Town South George Street Pedestrian Improvements	Community Development	G	PM3
J2024-05	Arsenio Albert Alvarez Memorial Bridge	Bridge Program	G	PM2
J2024-06	Hillside Dr Roundabout	Localized Mobility	NG	PM3
B2024-10	I-81 Welcome Centers & Overnight Truck Parking	Localized Mobility Improvement Program	G	PM3
B2024-11	Queen St @ Moler Ave Signal Renovation and Ped Upgrade	Community Development	NG	PM3
J2024-08	Maddex Square Ped Crossing	Community Development	NG	PM3
J2024-09	W Washington St	Traffic Program	G	PM1
B2024-12	US 11 @ Hatchery Rd Improvements	Bridge Program	G	PM2
B2024-13	I81 Exit 20 SB Ramp Widening	Localized Mobility	G	PM3
B2024-14	Hammonds Mill Rd RTL	Traffic Program	G	PM1
B2024-15	Clarence Martin Jr Memorial Br	Bridge Program	G	PM2
J2024-10	Flowing Springs Exit Lighting	Traffic Program	NG	PM1
J2024-11	Flowing Springs Road	Pavement Program	G	PM2
B2024-16	D5 District Wide IDIQ Guardrail	Traffic Program	G	PM1
B2024-17	D5 Guardrail Project	Traffic Program	G	PM1
B2024-18	SFY 24 BKAMPP-District 5 On-System Bridges	Bridge Program	G	PM2
J2024-12	Flowing Springs Exit Improvements	Traffic Program	G	PM1

EPTA Groupable Projects				
TIP ID	Project Name	Project Program	Groupable/ Not Groupable	Performance Measure
WVT2021-07	Mobility Management Assistance - Section 5310	Transit Program	G	Transit
WVT2021-08	Section 5339 - Buses and Bus Facilities Infrastructure Investment Program	Transit Program	G	Transit
WVT2021-09	Medium Duty Commuter Bus	Transit Program	G	Transit
WVT2022-01	Capital Assistance - Bus Replacement	Transit Program	G	Transit
WVT2023-01	Operating Assistance - Section 5307	Transit Program	G	Transit
WVT2023-02	Capital Assistance - Preventative Maintenance	Transit Program	G	Transit
WVT2023-04	Capital Assistance - Miscellaneous Equipment	Transit Program	G	Transit
WVT2023-05	Capital Assistance - Section 5339 Bus Replacement	Transit Program	G	Transit
WVT2023-07	Capital Assistance - Passenger Amenity	Transit Program	G	Transit
WVT2024-01	5307 Bus Replacement	Transit Program	G	Transit
WVT2024-02	5307 Operating Commuter Service	Transit Program	G	Transit
WVT2024-03	Harpers Ferry E Bus Replacement	Transit Program	G	Transit
WVT2024-04	Harpers Ferry Bus Facility Expansion	Transit Program	G	Transit

Project priorities have remained consistent over the last several TIP cycle and a primary focus has been placed on system maintenance and preservation. Major expansion projects have also been limited to a decline in purchasing power and inflation of the dollar not keeping with construction costs, despite population growth and continued development.

#### West Virginia Transportation Projects

Projects in the Berkeley and Jefferson County portions of the TIP are identified and proposed by WVDOT. The projects are developed and presented by WVDOT and they have final responsibility for selecting, financing, and managing all projects. HEPMPO planning activities, in cooperation with the local governments, may help to identify and provide supporting documentation for the programmed transportation projects. Projects proposed through the HEPMPO planning process are considered by WVDOT on a statewide basis and programmed at the discretion of WVDOT.

Starting in 2020, WVDOT worked with HEPMPO to fit where appropriate projects their new STIP grouped categories and document each project's support to helping achieve specific performance measures targets. HEPMPO worked closely with WVDOT to group projects appropriately and this



is reflected in FY 2023 – 2026 TIP.

### **West Virginia Projects Outside of TIP Funding Years**

At times it may be necessary for WVDOT to advise HEPMPO about projects with funding allocated in a fiscal year beyond the current four-year funding cycle. These are projects with future funding identified by WVDOT and will be amended when the project falls within the timeframe of the current TIP.

### **West Virginia Prior Year Obligated Projects**

A list of West Virginia Highway and Transit projects outlined in previous TIP years can be found in Appendix H.

### **West Virginia Financial Plan**

Federal transportation regulations require HEPMPO to develop a fiscally balanced TIP. Funding sources and cost estimates for professional planning, professional engineering, right-of-way acquisition, and/ or construction for programmed projects in the first two-years of the TIP cannot exceed anticipated federal, state, and/ or local resources. WVDOT must demonstrate financial constraint for each project programmed in the TIP for Berkeley and Jefferson Counties. Additionally, financial considerations are conducted as part of the development of West Virginia's STIP. WVDOT and HEPMPO work cooperatively in developing the region's TIP and demonstrating fiscal constraint.

### **West Virginia Public Transportation Programs**

The Eastern Panhandle Transit Authority (EPTA) is the program manager for FTA §5307 Urbanized Area Formula Program Grants funding for public transportation in Berkeley and Jefferson Counties. Unlike WCT, EPTA is a direct recipient of FTA funding. EPTA provides public transit services for the City of Martinsburg and other municipalities/ areas within Berkeley and Jefferson Counties.

In previous years, EPTA operated as one of the state's rural transit providers and received funding for qualifying projects through the FTA §5339 Buses and Bus Facilities Program Grants. While under the rural program, West Virginia Department of Public Transit (WVDPT) assisted EPTA with matching funds for capital improvements, such as vehicle maintenance and replacements under the FTA §5339 Buses and Bus Facilities Program Grants. However, EPTA has since transitioned into a fully-funded direct recipient of FTA §5307 funding and will be required to secure more local funding to meet the match requirements for operating, capital, and planning expenses.

Under the small urban transit system program status, EPTA recovers 50% of its operating costs less far revenues, while 80% of its capital improvement and preventative maintenance expenses, as well as planning expenditures, gets allocated by FTA as an urban system. EPTA uses various methods, such as advertising and soliciting support from county or municipal government, to offset the remaining funding required for local match with the FTA program. In general, WVDPT, EPTA, and HEPMPO work cooperatively when developing HEPMPO's Tip and demonstrating fiscal constraint.

## **PENNSYLVANIA SECTION**

### **Franklin County Metropolitan Planning Organization**

Following completion and interpretation of the results from the 2010 Decennial Census, additional areas in Franklin County, including Greencastle, were included in HEPMPO's UZA. In addition, a new urbanized area was also designated around the Town of Chambersburg. As a result of these new designations, the Franklin County Metropolitan Planning Organization (FCMPO) was formed. It was the stated desire of the newly designated FCMPO to manager the transportation planning efforts for the entire county, including the areas that are technically located within HEPMPO. After much collaboration between PennDOT, MDOT, FCMPO, and HEPMPO, a memorandum of understanding (MOU) was drafted and signed by the chairpersons from both MPOs. In the memo it states that all planning activities, including LRTP development, TIP management, and UPWP planning, would be handled by FCMPO. In order to maintain a bond between FCMPO and HEPMPO, a reciprocal non-voting member of each organization is invited to attend regularly scheduled meetings. A copy of the executed MOU is included in Appendix D.

## **VIRGINIA SECTION**

### **Winchester-Frederick County Metropolitan Planning Organization**

Following completion and interpretation of the results from the 2020 Decennial Census, areas in Frederick County, VA were included in HEPMPO's UA. This new addition stretches from the existing UZA boundary in Berkeley County, WV to the unincorporated area of Clearbrook. The new UA in Frederick County includes portions of I-81 and US Route 11. Also within this additional portion of UA is an Amazon Warehouse that opened in June 2018. It was the recommendation of the HEPMPO and Win-Fred MPO that the Win-Fred MPO would continue their existing planning policies and processes for HEPMPO's portion of the UA that resides in Frederick County. After much collaboration between VDOT, Win-Fred MPO, and HEPMPO, a memorandum of understanding (MOU) was drafted and signed by the chairpersons from both MPOs. In the memo it states that all planning activities, including LRTP development, TIP management, and UPWP planning, would be handled by Win-Fred MPO. In order to maintain a bond between Win-Fred MPO and HEPMPO, a reciprocal non-voting member of each organization is invited to attend regularly scheduled meetings. A copy of the executed MOU is included in Appendix D.

## **TRANSPORTATION CONFORMITY**

Effective October 24, 2016, the 1997 Primary Annual PM<sub>2.5</sub> National Ambient Air Quality Standards (NAAQS) was revoked in attainment and maintenance areas (see 81 FR 58009). Presently, all counties within the HEPMPO region are in attainment for all critical pollutants. Therefore, conformity analysis for the FY 2023 – 2026 TIP is not required.

The following information, while no longer applicable to HEPMPO, has been kept within the FY 2023 – 2026 TIP as documentation of past regulations and compliance by the HEPMPO.

### **Background of Transportation Conformity**

The Clean Air Act (CAA) was passed in 1970 with its main objective has been to protect air quality and reduce air pollution. The CAA has been amended several times since its inception with the last major amendments occurring in 1990. In its current form, the CAA establishes standards, known as the National Ambient Air Quality Standards (NAAQS), aimed at protecting sensitive populations (e.g., asthmatics, children, elders) and the environment (i.e., limiting smog and acid rain, negative health impacts). These standards are governed by the U.S. Environmental Protection Agency (EPA) and periodically reviewed and revised, when deemed appropriate, to improve air quality. Under the latest version of the CAA, transportation planning and air quality are inextricably linked by ensuring the U.S. Department of Transportation (USDOT) cannot fund, authorize, or approve Federal actions to support programs and/ or projects that do not conform to CAA standards. Federal transportation agencies, mainly FHWA and FTA, regulate transportation conformity by requiring emissions analyses every three-years or when TIPs, or alternative transportation plans, are updated.

### **HEPMPO Attainment Status**

While HEPMPO functions as one urbanized unit consisting of three states and four counties, the EPA-designated attainment areas in the region are determined on a county-by-county basis. Previously, portions of the MPO planning area were designated to be in non-attainment for two of the six defined NAAQS, including ozone and fine particulate matter (PM<sub>2.5</sub>), while Franklin County, PA has been found to be in attainment for all NAAQS monitored by the EPA.

### **Ozone**

In December 2002, Washington County, Berkeley County, and Jefferson County entered into agreements with the EPA to take a proactive approach to reduce air pollution in their respective regions, in accordance with the adopted standards for ozone. In April 2004, all three counties were found to be in non-attainment for newly adopted ozone standards but were given a deferred status due to Early Action Compact (EAC) agreements with the EPA. On April 15, 2008, all three counties were designated as being in attainment for the 8-Hour

Ozone NAAQS after demonstrating compliance through their respective EAC's.<sup>3</sup> However, if changes to the ozone standards are implemented at a more restrictive level in the future, it could result in a re-designation of non-attainment. Therefore, the MPO staff will continue to monitor the progress of this issue and will respond appropriately.

#### **Fine Particulate Matter (PM<sub>2.5</sub>)**

In April 2005, the EPA announced final attainment designations for PM<sub>2.5</sub> across the country. As part of the process, Washington County and Berkeley County were designated as non-attainment areas for fine particulate matter. With the implementation of these designations, the EPA required all non-attainment areas to demonstrate transportation conformity by April 2006.

In January 2010, the EPA determined that both Washington County, MD and Berkeley County, WV have met the PM<sub>2.5</sub> standard based on three consecutive years of "clean" monitoring data. Because of this designation, the West Virginia Department of Environmental Protection (WVDEP) and the Maryland Department of Environment (MDE) submitted air quality attainment and maintenance plans (SIPs) to the EPA (on August 5, 2013 and December 12, 2013, respectively).

On November 25, 2014, the EPA approved the State of West Virginia's request to redesignate to attainment the West Virginia portion of the Martinsburg-Hagerstown, WV-MD nonattainment area (the Martinsburg Area or Area) for the 1997 annual fine particulate matter (PM<sub>2.5</sub>) national ambient air quality standard (NAAQS).<sup>4</sup> The EPA also approved, as a revision to the West Virginia State Implementation Plan (SIP), the associated maintenance plan to show maintenance of the 1997 annual PM<sub>2.5</sub> NAAQS through 2025 for the Area. As part of the action, the EPA determined that the Martinsburg Area continues to attain the 1997 annual PM<sub>2.5</sub> NAAQS. The maintenance plan includes the 2017 and 2025 PM<sub>2.5</sub> and nitrogen oxides (NO<sub>x</sub>) mobile vehicle emissions budgets (MVEBs) for Berkeley County, West Virginia for the 1997 annual PM<sub>2.5</sub> NAAQS which EPA approved for transportation conformity purposes. Furthermore, the EPA approved, as a revision to the West Virginia SIP, the 2007 base year emissions inventory for the Area for the 1997 annual PM<sub>2.5</sub> NAAQS. The actions were taken under the Clean Air Act (CAA).

Subsequently, on December 16, 2014, the EPA approved Maryland's redesignation request for the Maryland portion of the Martinsburg-Hagerstown, WV-MD Nonattainment Area (the Martinsburg Area or Area) for the annual PM<sub>2.5</sub> National Ambient Air Quality Standards (NAAQS) to Attainment status.<sup>5</sup> The Maryland portion of the Martinsburg Area is comprised of only Washington County. As stated above, the EPA found that the Martinsburg Area attained the standard and continues to attain the standard. In addition, the EPA approved, as a revision to the Maryland State Implementation Plan (SIP), the Washington County maintenance plan to show maintenance of the 1997 annual PM<sub>2.5</sub> NAAQS through 2025 for the Maryland portion of the Area. The maintenance plan includes the 2017 and 2025 PM<sub>2.5</sub> and

---

<sup>3</sup> [Agency / Docket #s EPA-HQ-OAR-2008-0006; FRL-8550-1]

<sup>4</sup> [Agency / Docket #s EPA-R03-OAR-2013-0690; FRL-9919-65-Region 3]

<sup>5</sup> [Agency / Docket #s EPA-R03-OAR-2014-0281; FRL-9920-42-Region 3]

nitrogen oxides (NO<sub>x</sub>) mobile vehicle emissions budgets (MVEBs) for Washington County, Maryland for the 1997 annual PM<sub>2.5</sub>NAAQS, which EPA proposed to approve for transportation conformity purposes. The actions were being taken under the Clean Air Act (CAA).

A transportation air quality conformity analysis for PM<sub>2.5</sub> performed for HEPMPO's FY 2014-2017 TIP and the 2040 Long Range Transportation Plan was found in conformance by the US EPA, FTA and FHWA on July 1, 2014.

#### **Conformity Determination Process & Findings**

Due to the revocation of the 1997 Primary Annual PM<sub>2.5</sub> NAAQS, a conformity determination was not needed for preparation of the FY 2023 – 2026 TIP.

#### **Other Non-Federally Funded, Regionally Significant Projects**

While most regionally significant transportation projects within the HEPMPO region are implemented with State or Federal funding, some projects are occasionally funded using developer contributions, local contributions, or sometimes a combination of both. Since no Federal funds are involved with these projects, they do not appear on the list of proposed projects within the 2023 – 2026 TIP.

Projects that meet these criteria in Washington County include:

Project Name	Project Description	Est. Start of Construction	Est. Cost (000's)
Eastern Boulevard Widening Phase 1	Widen roadway from 2 lanes to 4 lanes	FY 2023	\$10,467.1

Source: Washington County Capital Improvement Plan FY 2024-2033

## PERFORMANCE MEASURES

### Transit Asset Management

Under the requirements of MAP-21, the Federal Transit Administration (FTA) Transit Asset Management Final Rule was published July 26, 2016 in the Federal Register and became effective October 1, 2016. The final rule established minimum Federal requirements for transit asset management that include:

- Establishing Transit Asset Management (TAM) Performance Targets
- Coordinating the Performance Targets with the State DOTs and MPOs
- Develop of Transit Asset Management Plans (TAMP)
- Reporting of asset inventories, conditions, and performance measures through the National Transit Database

The above requirements apply to all recipients of Federal financial assistance under 49 U.S.C. Chapter 53 who own, operate, or manage public transportation capital assets. Transit Asset Management (TAM), is a model that uses the condition of assets to guide the optimal prioritization of funding at transit agencies in order to keep transit networks in a State of Good Repair (SGR).

The FTA is implementing TAM using a two-tiered approach in order to reduce TAM requirements for agencies operating smaller fleets. They are defined as such:

- Tier I: A Tier I provider is a recipient who owns, operates, or manages 101 or more vehicles in revenue service during peak regular service across all fixed route modes or in any one non-fixed route mode, or who operates rail transit.
- Tier II: A Tier II provider is a recipient who owns, operates, or manages 100 or fewer vehicles in revenue service during peak regular service across all non-rail fixed route modes or in any one non-fixed route mode; a sub-recipient under the 5311 Rural Area Formula program; a sub-recipient under the 5310 Seniors and Individuals with Disabilities program who operates an open-door service; or any American Indian tribe.

Within the HEPMPO region, both the Washington County Transit (WCT) and Eastern Panhandle Transit Authority (EPTA) are classified as Tier II operators. The final performance measures that all Tier II Locally Operated Transit Services (LOTS) will be required to adopt are:

- **Rolling Stock (Revenue Vehicles):** Percent (%) of revenue vehicles within a particular asset class that have met or exceeded their useful life benchmark
- **Facilities:** Percent (%) of facilities with a condition rating below 3.0 on the FTA Transit Economic Requirements Model (TERM) scale
- **Infrastructure (Guideway):** Percent (%) of guideway directional route miles with performance restrictions by class (*not applicable to the HEPMPO region*)



- **Equipment (Non-revenue vehicles):** Percent (%) of vehicles that have met or exceeded their useful life benchmark

To create consistency across Maryland, the Maryland Transit Authority (MTA) coordinated the participation between all the Tier II LOTS to develop a single set of unified TAM performance targets. These targets were then adopted by WCT and are shown in the charts below. Similarly, the West Virginia Division of Public Transit (WVDPT) also coordinated with all the Tier II LOTS in West Virginia to develop a single set of unified TAM performance targets. EPTA then adopted the targets shown in the charts below. Per the requirements of the TAM Final Rule, HEPMPO coordinated with MTA and WV DPT to establish the performance targets for the categories listed above. HEPMPO acknowledges that the transit projects contained within the TIP will help achieve the SGR targets.

#### **Maryland – Washington County Transit (WCT)**

The WCT performance targets are as follows:

##### **Rolling Stock (Revenue Vehicles): % of assets at or past their useful life <sup>6</sup>**

Asset Class (NTD)*	Baseline (% past useful life)	FY 2022 Targets
<b>Bus (Heavy and Medium Duty)</b>	21%	22%
<b>Cutaway Bus</b>	24%	28%
<b>Automobile</b>	41%	47%
<b>Van</b>	5%	11%

\* The National Transit Database (NTD), administered by FTA

##### **Equipment (Non-revenue vehicles): % of assets at or past their useful life <sup>6</sup>**

Asset Class (NTD)*	Baseline (% past useful life)	FY 2022 Targets
<b>Trucks/ Other Rubber Tire Vehicles</b>	53%	57%

\* The National Transit Database (NTD), administered by FTA

<sup>6</sup> Maryland MTA TAM Baseline and FY 2021 Targets adopted February 2, 2022.

Facilities: % of assets rated below condition '3' on the TERM scale <sup>6</sup>

Asset Class (NTD)*	Baseline (% below '3' on TERM Scale)	FY 2022 Targets
Administrative/ Maintenance	0%	0%
Passenger / Parking	0%	0%

\* The National Transit Database (NTD), administered by FTA

### West Virginia – Eastern Panhandle Transit Authority (EPTA)

#### EPTA Performance Targets <sup>7</sup>

Category	Class	2023 Targets	2023 Actual	2024 Targets
Rolling Stock	12-Year / 500K Miles	79%	94%	95%
	10-Year / 350K Miles	84%	87%	89%
	7-Year / 200K Miles	87%	70%	75%
	5-Year / 150K Miles	73%	71%	73%
	4-Year / 100K Miles	78%	77%	79%
Facility	Admin, Maintenance, Storage	100%	70%	75%
	Transfer Center	100%	100%	100%
Equipment	Support Vehicles	77%	39%	40%
	Maintenance-Equipment	65%	30%	35%

\* The National Transit Database (NTD), administered by FTA

<sup>7</sup> West Virginia DPT TAM FY 2024 Targets adopted January 17, 2024.

## Transit Safety Performance Measures

On July 19, 2018, FTA published the Public Transportation Agency Safety Plan (PTASP) Final Rule, which requires certain operators of public transportation systems that receive federal funds under FTA's Urbanized Area Formula Grants to develop safety plans that include the processes and procedures to implement Safety Management Systems (SMS). The rule applies to all operators of public transportation systems that are recipients and sub-recipients of federal financial assistance under the Urbanized Area Formula Program (49 U.S.C. § 5307) and all rail transit operator recipients.

As described in FTA's National Public Transportation Safety Plan, transit providers must establish by mode seven safety performance targets in four categories:

- Fatalities: Total number of fatalities reported to NTD and rate per total vehicle revenue miles (VRM) by mode.
- Injuries: Total number of injuries reported to NTD and rate per total VRM by mode.
- Safety Events: Total number of safety events reported to NTD and rate per total VRM by mode.
- System Reliability: Mean distance between major mechanical failures by mode

HEPMPO is required to set performance targets for each performance measure, per 23 C.F.R. § 450.306. Those performance targets must be established 180 days after the transit agency established their performance targets. Per 49 C.F.R. § 673.15(b), MTA, EPTA and WCT have coordinated with HEPMPO in the selection safety performance targets.

### Maryland - Maryland Transit Administration

Mode of Transit Service	Fatalities	Fatalities (per 1M VRM)	Injuries	Injuries (per 1M VRM)	Safety Events	Safety Events (per 1M VRM)	System Reliability (MDBF)
Local Bus	2	0.1	141	7.1	57	2.9	6,000
Light Rail	1	0.3	16	5.5	19	6.6	900
Metro Subway	1	0.2	42	9.3	8	1.9	5,000
Mobility	0	0	77	4.3	33	1.9	15,000
Commuter Bus	0	0	0	0	0	0	25,000

\* MDOT MTA Safety Performance Targets, 2024

### Maryland - Washington County Transit

Mode of Transit Service	Fatalities	Fatalities (per 100k VRM)	Injuries	Injuries (per 100k VRM)	Safety Events	Safety Events (per 100k VRM)	System Reliability (VRM/Failures)
<b>Fixed Route</b>	0	0	0.33	0	0	0	65,399
<b>Paratransit</b>	0	0	0	0	0	0	88,471

\* WCT Safety Performance Targets, 2023

### West Virginia – Eastern Panhandle Transit Authority

Mode of Transit Service	Fatalities	Fatalities (per 700k VRM)	Injuries	Injuries (per 700k VRM)	Safety Events	Safety Events (per 700k VRM)	System Reliability (VRM/Failures)
<b>Bus Service</b>	0	0	2	2	2	2	Major Failures: > 80,000 miles Minor Failures: > 3,200 miles
Mode of Transit Service	Fatalities	Fatalities (per 300k VRM)	Injuries	Injuries (per 300k VRM)	Safety Events	Safety Events (per 300k VRM)	System Reliability (VRM/Failures)
<b>Demand Response Service</b>	0	0	1	1	1	1	Major Failures: > 80,000 miles Minor Failures: > 3,200 miles

\* EPTA Safety Performance Targets, 2023

## **Safety Performance Measures**

On March 15, 2016, the FHWA published the Safety Performance Management Measures (PM1) Final Rule in the Federal Register with an effective date of April 14, 2016. Safety Performance Management is part of the overall FHWA Transportation Performance Management (TPM) program. The Safety PM Final Rule supports the Highway Safety Improvement Program (HSIP), as it establishes safety performance measures to implement the HSIP and to assess serious injuries and fatalities on all public roads.

The Safety PM Final Rule establishes five performance measures as the five-year rolling averages for:

1. Number of Fatalities;
2. Rate of Fatalities per 100 Million Vehicle Miles Traveled (VMT);
3. Number of Serious Injuries;
4. Rate of Serious Injuries per 100 Million VMT; and
5. Number of Non-motorized Fatalities and Non-motorized Serious Injuries.

The rule also established the process for DOTs and MPOs to use for defining and reporting their annual safety targets. MPOs are required to establish targets within 180 days after the State DOT's targets are established and reported to FHWA by either agreeing to plan and program projects so that they contribute toward the accomplishment of the State DOT targets or committing to quantifiable targets for the metropolitan planning area. The final rule also explicitly states that State DOTs and MPOs must coordinate on targets as much as possible.

Pursuant to the requirements outlined in the Safety PM final rule, HEPMPO engaged in discussions, analysis, and goal-setting workshops with the MDOT and WVDOT to establish state-wide safety targets. In compliance with the final rule, the HEPMPO ISC, at their October 16, 2019 and January 15, 2020 meetings, voted to adopt and incorporate the MDOT and WVDOT safety targets. HEPMPO acknowledges that the highway projects contained within the TIP will help achieve the Safety PM targets.

The PM1 targets for Maryland and West Virginia are listed in the tables on the following page:

### Maryland Highway Safety Targets <sup>8</sup>

	2020	2021	2022	2023	2024
<b>Fatalities</b>	425.7	420.6	466.6	485.9	490.9
<b>Serious Injuries</b>	3,029.4	2,905.8	2,263.9	2,323.8	2,146.3
<b>Fatality Rate</b>	0.750	0.742	0.774	0.809	0.827
<b>Serious Injury Rate</b>	5.372	5.075	3.815	3.815	3.590
<b>Non-motorized Fatalities and Serious Injuries</b>	465.8	467.7	554.7	554.7	597.3

### West Virginia Highway Safety Targets <sup>9</sup>

	2020	2021	2022	2023	2024
<b>Fatalities</b>	271.4	270.4	271.6	262.1	262.7
<b>Serious Injuries</b>	1,040.1	959.3	882.2	854.8	791.2
<b>Fatality Rate</b>	1.465	1.585	1.686	1.692	1.682
<b>Serious Injury Rate</b>	5.326	6.002	6.213	5.972	5.030
<b>Non-motorized Fatalities and Serious Injuries</b>	91.5	86.1	81.6	76.3	86.0

<sup>8</sup> Maryland Highway Safety Targets for FY 2023 adopted January 17, 2024.

<sup>9</sup> West Virginia Highway Safety Targets for FY 2023 adopted January 17, 2024.

## **Pavement and Bridge Condition Performance Measures**

On January 18, 2017, The FHWA published the Pavement and Bridge Conditions Performance Measures (PM2) Final Rule in the Federal Register - effective date of May 20, 2017. These PM established measures for State DOTs to carry out the National Highway Performance Program (NHPP) and to assess the condition of pavements on: the non-Interstate National Highway System (NHS); pavements on the Interstate System; and bridges carrying the NHS, including on- and off-ramps connected to the NHS.

The Pavement PM established four performance measures:

1. Percent (%) of Interstate pavements in Good condition
2. Percent (%) of Interstate pavements in Poor condition
3. Percent (%) of non-Interstate NHS pavements in Good condition
4. Percent (%) of non-Interstate NHS pavements in Poor condition

The Bridge PM established two performance measures:

1. Percent (%) of NHS bridges by deck area classified as in Good condition
2. Percent (%) of NHS bridges by deck area classified as in Poor condition

The rule also established the process for State Departments of Transportation (DOTs) and Metropolitan Planning Organizations (MPOs) to use to establish and report on their annual pavement and bridge condition targets. MPOs are required to establish targets within 180 days after the State DOT's targets are established and reported to FHWA by either agreeing to plan and program projects so that they contribute toward the accomplishment of the State DOT targets or committing to quantifiable targets for the metropolitan planning area. The final rule also explicitly states that State DOT's and MPO's must coordinate on targets to the maximum extent possible.

Pursuant to the requirements outlined in the Bridge and Pavement PM final rule, HEPMPO engaged in discussions, analysis, and goal-setting workshops with the Maryland DOT and West Virginia DOT to establish state-wide safety targets. In compliance with the final rule, the HEPMPO Interstate Council, at their August 22, 2018 Council Meeting, voted to adopt and incorporate the Maryland DOT and West Virginia DOT Bridge and Pavement Condition targets. HEPMPO acknowledges that the highway projects contained within the TIP will help achieve the Bridge and Pavement Condition PM targets.

The targets for each State are listed in the tables below:

**Maryland Bridge and Pavement Condition Targets <sup>10</sup>**

Measure	Baseline	Two-Year	Four-Year
<b>Pavements in Good Condition on Interstate (%) – 2022-2026</b>	55.4%	48.0%	45.0%
<b>Pavements in Poor Condition on Interstate (%) – 2022-2026</b>	0.6%	1.0%	1.0%
<b>Pavements in Good Condition on non-Interstate NHS (%) – 2022-2026</b>	30.4%	29.0%	28.0%
<b>Pavements in Poor Condition on non-Interstate NHS (%) – 2022-2026</b>	6.2%	8.0%	9.0%
<b>Bridges in Good Condition on NHS (%) – 2022-2026</b>	24.3%	24.5%	24.8%
<b>Bridges in Poor Condition on NHS (%) – 2022-2026</b>	2.6%	2.5%	2.2%

**West Virginia Bridge and Pavement Condition Targets <sup>12</sup>**

Measure	Baseline	Two-Year	Four-Year
<b>Pavements in Good Condition on Interstate (%)</b>	73.8%	72.0%	70.0%
<b>Pavements in Poor Condition on Interstate (%)</b>	0.4%	4.0%	4.0%
<b>Pavements in Good Condition on non-Interstate NHS (%)</b>	46.5%	43.0%	42.0%
<b>Pavements in Poor Condition on non-Interstate NHS (%)</b>	0.9%	5.0%	5.0%
<b>Bridges in Good Condition on NHS (%)</b>	10.4%	11.5%	12.0%
<b>Bridges in Poor Condition on NHS (%)</b>	14.1%	14.0%	13.0%

<sup>10</sup> Maryland Bridge and Pavement Condition Targets for 2022-2026 adopted January 18, 2023.

<sup>12</sup> West Virginia Bridge and Pavement Condition Targets for 2022-2025 adopted January 18, 2023.



### **System Performance/Freight/Congestion Mitigation and Air Quality (CMAQ) Performance Measures**

On January 18, 2017, The Federal Highway Administration (FHWA) published the System Performance/Freight/CMAQ Performance Measures (PM3) Final Rule in the Federal Register, with an effective date of May 20, 2017. The PM establishes measures for State DOTs and MPOs will use to report on the performance of the Interstate and non-Interstate National Highway System (NHS) to carry out the NHPP: freight movement on the Interstate system to carry out the National Highway Freight Program (NHFP); and traffic congestion and on-road mobile emissions for the purpose of carrying out the CMAQ Improvement Program.

The System Performance/Freight/CMAQ PMs established six performance measures, including:

1. Percent (%) of reliable person-miles traveled on the Interstate
2. Percent (%) of reliable person-miles traveled on the non-Interstate NHS
3. Percent (%) of Interstate system mileage providing for reliable truck travel time
4. Total emissions reductions by applicable pollutants under the CMAQ program\*
5. Annual hours of peak hour excessive delay per capita\*
6. Percent (%) of non-single occupancy vehicle travel\*

*\* These measures do not currently apply to HEPMPO*

The rule also established the process for State DOTs and MPOs to establish and report on their annual System Performance/Freight/CMAQ targets. MPOs are required to establish targets within 180 days of the State DOT establishing their targets and agreement to the plan and program must be reported to FHWA – showing contribution toward the accomplishment of the State DOT targets or committing to quantifiable targets for the metropolitan planning area. The rule also requires State DOTs and MPOS to coordinate on targets to the maximum possible extent. In the case of HEPMPO, there must be a cooperative relationship and effective communication between the agency and both WVDOT and MDOT.

Pursuant to the requirements outlined in the System Performance/Freight/CMAQ PM final rule, HEPMPO engaged in discussions, analysis, and goal-setting workshops with the Maryland DOT and West Virginia DOT to establish state-wide safety targets. In compliance with the final rule, the ISC at their August 22, 2018 Council Meeting, voted to adopt and incorporate the MDOT and WVDOT the System Performance/Freight/CMAQ targets. HEPMPO acknowledges that the highway projects contained within the TIP will help achieve the System Performance/Freight/CMAQ PM targets.

The targets for each State are listed in the tables below:

**Maryland System and Freight Targets <sup>13</sup>**

Measure	2022 (Baseline)	2024 (2-Year)	2026 (4-Year)
Person Miles Traveled on the Interstate That are Reliable (%)	84.7%	76.8%	76.4%
Person Miles Traveled on the non-Interstate NHS That are Reliable (%)	92.4%	87.2%	87.2%
Truck Travel Time Reliability Index	1.60	1.80	1.81

**West Virginia System and Freight Targets <sup>14</sup>**

Measure	2021 (Baseline)	2023 (2-Year)	2025 (4-Year)
Person Miles Traveled on the Interstate That are Reliable (%)	99.9%	97.0%	96.0%
Person Miles Traveled on the non-Interstate NHS That are Reliable (%)	95.4%	93.0%	92.0%
Truck Travel Time Reliability Index	1.24	1.35	1.40

---

<sup>13</sup> Maryland System and Freight Targets for 2022-2026 adopted January 18, 2023.

<sup>14</sup> West Virginia System and Freight Targets for 2022-2025 adopted January 18, 2023.

## **PUBLIC PARTICIPATION PROCESS**

### **Public Participation Process**

In 2022, HEPMPO adopted the Public Participation Plan, which includes policies and guidance for public outreach efforts that can be taken by the organization when developing, amending, or adopting various planning documents. Using guidance from the MAP-21 and FAST acts, the document also encourages a decision-making process for transportation planning that's more responsive to local needs. In addition, the Eastern Panhandle Transit Authority uses the Transportation Improvement Program (TIP) development process of the Hagerstown/Eastern Panhandle Metropolitan Planning Organization to satisfy the public hearing requirements of 49 U.S.C Section 5307(b). The TIP public notice of public involvement activities and time established for public review and comment on the TIP satisfies the program-of-projects requirements of the Urbanized Area Formula Program.

The draft FY 2023 – 2026 TIP was created and dispersed during April and May of 2022 with a 30-day public comment period stretching from April 1st to May 17th. Advertisements were placed in local newspapers on both April 1st and May 4th. No public comments were received prior or during the TAC and ISC meetings. Final adoption of the FY 2023 – 2026 TIP was acted on at the May 18th ISC meeting. Copies of the advertising announcements can be found in Appendix F.

### **Title VI Assurance**

The Hagerstown/Eastern Panhandle Metropolitan Planning Organization (HEPMPO) assures that no person on the grounds of race, color, national origin, or sex, as provided by Title VI of the Civil Rights Act of 1964, and the Civil Rights Restoration Act of 1987 (P.L. 100.259) was excluded from participating in, denied the benefits of, or otherwise subjected to discrimination in the preparation of this document. HEPMPO further assures every effort will continue to be made to ensure non-discrimination in all its programs and activities (including the Transportation Improvement Program), whether those programs and activities are federally funded or not. The Civil Rights Restoration Act of 1987 broadened the scope of Title VI coverage by expanding the definition of the terms “programs or activities” to include all programs or activities of Federal Aid recipients, sub-recipients, and contractors/consultants, whether such programs are federally assisted or not (Public Law 100.259 [S. 557] March 22, 1988).

HEPMPO's Executive Director is responsible for initiating and monitoring Title VI activities, preparing reports and other responsibilities as required by 23 Code of Federal Regulation (CFR) 200 and 49 Code of Federal Regulation 21.

### **Administration**

The TIP document is maintained and administered by the staff of HEPMPO and approved by the ISC as per the governing Bylaws and Public Participation Plan. The TIP is the short-term action plan prepared annually by HEPMPO that lists approved FHWA/ FTA funded projects for the region within the next four-year period.

During the life of the TIP, situations may arise that require changes to be made to the current TIP. Amendments of the approved TIP that occur off-cycle that are deemed by the HEPMPO as “Administrative Changes” (or “Adjustments”) are not subject to a formal public notification

process. Input will be accepted but not solicited. An amendment to the adopted TIP may be considered an “Administrative Change” based on any of the following criteria:

- To correct a non-substantive clerical error;
- Changes in funding levels that are less than \$10,000,000 or are part of a STIP grouped project category;
- The affected project/s are not regionally significant and exempt from transportation conformity requirements;
- Changes in the funding type, but overall funding levels remain constant or do not exceed the requirement prior;
- Any other changes approved by the ISC that meet the criteria of an “Administrative Change”.

Proposed changes that do not meet the above criteria are considered “Major Amendments” and are subject to a formal public notification process. The public notification process includes a public notice to be posted no less than 14 calendar days prior to the start of the public comment period, which lasts for a period of 14 calendar days. Any public comments received during that time will be relayed to the ISC prior to any action taken on the proposed amendment(s).

Subsequent to the public comment period, the ISC shall take a vote on the proposed amendments as outlined within the bylaws of the ISC.



Transportation Improvement Program - FY 2023-2026

Table 4-1: Total Costs by Federal and Matching Funds

Fund Source	Funding Category	2023	2024	2025	2026	Total
<b>Table 3-1: Total Costs by Federal and Matching Funds</b>						
Federal	5310 - Section 5310 - Transit	\$0	\$1,035,400	\$0	\$1,035,400	\$2,070,800
Federal	FLAP - Federal Lands Access Program	\$493,000	\$743,443	\$0	\$0	\$1,236,443
Non-Federal	LOCAL - Local Match	\$13,000	\$13,000	\$0	\$0	\$26,000
Federal	NHPP - National Highway Performance Program	\$13,500	\$510,252	\$0	\$0	\$523,752
Non-Federal	STATE_MD_SHA - State Funding - Maryland State Highway Administration	\$52,000	\$52,000	\$0	\$0	\$104,000
Non-Federal	STATE_WV - State Funding - West Virginia	\$1,500	\$56,694	\$0	\$0	\$58,194
<b>TOTAL FUNDS</b>		<b>\$573,000</b>	<b>\$2,410,789</b>	<b>\$0</b>	<b>\$1,035,400</b>	<b>\$4,019,189</b>



## Transportation Improvement Program - FY 2023-2026

Table 4-2: Berkeley County Total Costs by Federal and Matching Funds

Fund Source	Funding Category	2023	2024	2025	2026	Total
<b>Table 3-2: Berkeley County Total Costs by Federal and Matching Funds</b>						
Federal	CMAQ - Congestion Management and Air Quality	\$0	\$2,664,595	\$0	\$0	\$2,664,595
Federal	CMAQ 2.5 - CMAQ 2.5	\$0	\$1,093,141	\$0	\$0	\$1,093,141
Federal	CRP 50-200K POP - Carbon Reduction Program 50-200K POP	\$10,000	\$550,000	\$0	\$0	\$560,000
Federal	HSIP - Highway Safety Improvement Program	\$2,112,700	\$100,000	\$0	\$0	\$2,212,700
Federal	HWI-BR - HWI-BR	\$70,800	\$1,956,503	\$982,880	\$520,000	\$3,530,183
Federal	HWI-OFF - HWI-OFF	\$0	\$324,000	\$10,000	\$125,000	\$459,000
Non-Federal	LOCAL - Local Match	\$215,641	\$0	\$0	\$0	\$215,641
Federal	NHPP - National Highway Performance Program	\$500,000	\$1,080,000	\$21,200,000	\$0	\$22,780,000
Non-Federal	STATE_WV - State Funding - West Virginia	\$2,415,144	\$1,698,110	\$2,791,098	\$960,387	\$7,864,739
Federal	STBG 50-200K - Surface Transportation Block Grant program	\$0	\$0	\$0	\$2,500,000	\$2,500,000
Federal	STBG-FLEX - Surface Transportation Block Grant program	\$3,247,671	\$614,951	\$1,016,349	\$1,261,437	\$6,140,408
Federal	STBG-OFF - STBG Off	\$920,000	\$0	\$240,000	\$360,000	\$1,520,000
Federal	TAP 5-200K POP - TAP 5-200K POP	\$862,562	\$0	\$0	\$0	\$862,562
<b>TOTAL FUNDS</b>		<b>\$10,354,518</b>	<b>\$10,081,300</b>	<b>\$26,240,327</b>	<b>\$5,726,824</b>	<b>\$52,402,969</b>



Transportation Improvement Program - FY 2023-2026

Table 4-3: Berkeley-Jefferson Regional Total Costs by Federal and Matching Funds

Fund Source	Funding Category	2023	2024	2025	2026	Total
Table 3-3: Berkeley-Jefferson Regional Total Costs by Federal and Matching Funds						
Federal	HSIP - Highway Safety Improvement Program	\$1,093,387	\$562,500	\$0	\$0	\$1,655,887
Non-Federal	STATE_WV - State Funding - West Virginia	\$414,877	\$62,500	\$0	\$0	\$477,377
Federal	STBG-FLEX - Surface Transportation Block Grant program	\$961,812	\$0	\$0	\$0	\$961,812
Federal	STBG-OFF - STBG Off	\$215,745	\$0	\$0	\$0	\$215,745
TOTAL FUNDS		\$2,685,821	\$625,000	\$0	\$0	\$3,310,821



## Transportation Improvement Program - FY 2023-2026

Table 4-4: Jefferson County Total Costs by Federal and Matching Funds

Fund Source	Funding Category	2023	2024	2025	2026	Total
<b>Table 3-4: Jefferson County Total Costs by Federal and Matching Funds</b>						
Federal	CMAQ - Congestion Management and Air Quality	\$0	\$10,000	\$0	\$0	\$10,000
Federal	CRP <5K POP - Carbon Reduction Program <5K POP	\$200,000	\$0	\$0	\$0	\$200,000
Federal	CRP 50-200K POP - Carbon Reduction Program 50-200K POP	\$0	\$160,000	\$0	\$0	\$160,000
Federal	FLAP - Federal Lands Access Program	\$0	\$485,188	\$0	\$0	\$485,188
Federal	HSIP - Highway Safety Improvement Program	\$1,565,308	\$300,000	\$0	\$0	\$1,865,308
Non-Federal	LOCAL - Local Match	\$12,187	\$1,051,748	\$0	\$0	\$1,063,935
Federal	NHPP - National Highway Performance Program	\$0	\$0	\$2,000,000	\$0	\$2,000,000
Federal	NRT - National Recreational Trails	\$0	\$850,400	\$0	\$0	\$850,400
Federal	RHCH - RHCH	\$0	\$619,678	\$0	\$0	\$619,678
Non-Federal	STATE_WV - State Funding - West Virginia	\$64,000	\$412,261	\$965,800	\$0	\$1,442,061
Federal	STBG <5K POP - Surface Transportation Block Grant program	\$4,000	\$717,221	\$1,200,000	\$0	\$1,921,221
Federal	STBG 5-50K POP - Surface Transportation Block Grant program	\$0	\$652,410	\$379,200	\$0	\$1,031,610
Federal	STBG-FLEX - Surface Transportation Block Grant program	\$52,000	\$4,000	\$284,000	\$0	\$340,000
Federal	TAP - Transportation Alternatives Program	\$48,748	\$3,177,999	\$0	\$0	\$3,226,747
<b>TOTAL FUNDS</b>		<b>\$1,946,243</b>	<b>\$8,440,905</b>	<b>\$4,829,000</b>	<b>\$0</b>	<b>\$15,216,148</b>





Transportation Improvement Program - FY 2023-2026

Table 4-5: MD Transit Total Costs by Federal and Matching Funds

Fund Source	Funding Category	2023	2024	2025	2026	Total
<b>Table 3-5: MD Transit Total Costs by Federal and Matching Funds</b>						
Federal	5307 - Section 5307 - Transit	\$1,213,541	\$1,213,541	\$1,213,541	\$1,213,541	\$4,854,164
Federal	5339 - Section 5339 - Transit	\$381,072	\$381,072	\$381,072	\$381,072	\$1,524,288
Non-Federal	LOCAL_WCT - Local Funding - Washington County Transit	\$741,354	\$741,354	\$741,354	\$741,354	\$2,965,416
Federal	STATE_MD_MTA - State Funding - Maryland Transit Administration	\$362,455	\$362,455	\$362,455	\$362,455	\$1,449,820
<b>TOTAL FUNDS</b>		<b>\$2,698,422</b>	<b>\$2,698,422</b>	<b>\$2,698,422</b>	<b>\$2,698,422</b>	<b>\$10,793,688</b>



## Transportation Improvement Program - FY 2023-2026

Table 4-6: Washington County Total Costs by Federal and Matching Funds

Fund Source	Funding Category	2023	2024	2025	2026	Total
<b>Table 3-6: Washington County Total Costs by Federal and Matching Funds</b>						
Federal	5310 - Section 5310 - Transit	\$0	\$1,126,380	\$0	\$1,126,380	\$2,252,760
Federal	ARC - Appalachian Regional Commission Grant	\$0	\$3,800,000	\$1,000,000	\$0	\$4,800,000
Federal	FA - Federal Aid - Local	\$400,000	\$200,000	\$10,024,520	\$1,720,000	\$12,344,520
Federal	FED - Federal - General	\$39,487,000	\$52,166,000	\$41,392,000	\$9,360,000	\$142,405,000
Federal	FLTP - Federal Lands Transportation Program	\$382,700	\$3,885,000	\$0	\$0	\$4,267,700
Non-Federal	LOCAL_WashCo - Local Funding - Washington County	\$2,500,000	\$3,585,000	\$4,769,680	\$1,705,000	\$12,559,680
Non-Federal	LOCAL_WCT - Local Funding - Washington County Transit	\$0	\$0	\$0	\$281,595	\$281,595
Federal	NHPP - National Highway Performance Program	\$22,276,000	\$20,841,000	\$27,889,000	\$2,850,000	\$73,856,000
Federal	NPS - National Park Service Match	\$30,000	\$0	\$0	\$0	\$30,000
Non-Federal	STATE_MD_SHA - State Funding - Maryland State Highway Administration	\$4,788,001	\$8,124,000	\$7,023,000	\$2,490,000	\$22,425,001
<b>TOTAL FUNDS</b>		<b>\$69,863,701</b>	<b>\$93,727,380</b>	<b>\$92,098,200</b>	<b>\$19,532,975</b>	<b>\$275,222,256</b>



Transportation Improvement Program - FY 2023-2026

Table 4-7: WV Transit Total Costs by Federal and Matching Funds

Fund Source	Funding Category	2023	2024	2025	2026	Total
Table 3-7: WV Transit Total Costs by Federal and Matching Funds						
Federal	5307 - Section 5307 - Transit	\$2,737,352	\$2,167,838	\$159,000	\$159,000	\$5,223,190
Federal	5310 - Section 5310 - Transit	\$30,000	\$30,000	\$30,000	\$30,000	\$120,000
Federal	5339 - Section 5339 - Transit	\$10,327,531	\$224,640	\$0	\$0	\$10,552,171
Federal	FLAP - Federal Lands Access Program	\$0	\$1,000,000	\$0	\$0	\$1,000,000
Federal	FLTP - Federal Lands Transportation Program	\$0	\$1,650,000	\$0	\$0	\$1,650,000
Non-Federal	LOCAL_EPTA - Local Funding - Eastern Panhandle Transit Authority	\$4,959,235	\$1,474,870	\$166,500	\$166,500	\$6,767,105
Federal	RAISE - RAISE	\$10,322,107	\$0	\$0	\$0	\$10,322,107
TOTAL FUNDS		\$28,376,225	\$6,547,348	\$355,500	\$355,500	\$35,634,573



## Transportation Improvement Program - FY 2023-2026

### Roadways Category

MPO ID	State ID	Project Title	Funding Data					Groupable?	Performance Meas
	Phase	Fund Source	Prior	FY2023	FY2024	FY2025	FY2026	Total	
B2021-09	U302 11 01959 00	US11 TWLTL Extension							
	ROW	CMAQ	120,000	0	0	0	0	120,000	
	ROW	STATE_WV	30,000	0	0	0	0	30,000	
	CON	CMAQ	0	0	1,160,000	0	0	1,160,000	
	CON	STATE_WV	0	0	290,000	0	0	290,000	
		Total	150,000	0	1,450,000	0	0	1,600,000	
B2021-19	S302 11 01469 00	Nichols Overhead							
	ENG	HWI-BR	0	28,800	0	0	0	28,800	
	ENG	STATE_WV	0	8,000	0	0	0	8,000	
	ENG	STBG-FLEX	0	3,200	0	0	0	3,200	
	ROW	HWI-BR	0	8,000	0	0	0	8,000	
	ROW	STATE_WV	0	2,000	0	0	0	2,000	
	CON	HWI-BR	0	0	256,000	0	0	256,000	
	CON	STATE_WV	0	0	64,000	0	0	64,000	
		Total	0	50,000	320,000	0	0	370,000	
B2022-02	S302 011 01516 00	Meadow Lane Traffic Signal							
	ROW	HSIP	0	36,000	0	0	0	36,000	
	ROW	STATE_WV	0	4,000	0	0	0	4,000	
	CON	CMAQ	0	0	808,000	0	0	808,000	
	CON	STATE_WV	0	0	202,000	0	0	202,000	
		Total	0	40,000	1,010,000	0	0	1,050,000	



## Transportation Improvement Program - FY 2023-2026

### Roadways Category

MPO ID	State ID	Project Title	Groupable?	Performance Meas				
				Funding Data				
	Phase	Fund Source	Prior	FY2023	FY2024	FY2025	FY2026	Total
B2022-14		STBG0455001D	Meadow Lane Roundabout				Groupable	PM3
	CON	CMAQ	0	0	696,595	0	0	696,595
	CON	STATE_WV	0	0	174,149	0	0	174,149
		Total	0	0	870,744	0	0	870,744
B2022-18		U302 MAR/TI 15 00	Martinsburg North Queen St				Groupable	PM3
	ENG	LOCAL	20,000	0	0	0	0	20,000
	ENG	TAP	80,000	0	0	0	0	80,000
	CON	LOCAL	0	215,641	0	0	0	215,641
	CON	TAP 5-200K POP	0	862,562	0	0	0	862,562
		Total	100,000	1,078,203	0	0	0	1,178,203
B2023-04		S385 STRIP 21-26 00	Roadway Striping (D5)				Groupable	PM2
	CON	HSIP	0	1,976,700	0	0	0	1,976,700
	CON	STATE_WV	701,890	1,854,094	0	580,987	580,987	3,717,958
	CON	STBG <5K POP	818,964	0	0	0	0	818,964
	CON	STBG-FLEX	818,964	2,349,520	0	739,437	739,437	4,647,358
		Total	2,339,818	6,180,314	0	1,320,424	1,320,424	11,160,980



## Transportation Improvement Program - FY 2023-2026

### Roadways Category

MPO ID	State ID	Project Title	Funding Data					Performance Meas
			Prior	FY2023	FY2024	FY2025	FY2026	
	Phase	Fund Source						Total
B2023-05	S385 RECAL 21 00	D-5 Recall Striping					Groupable	PM1
	CON	HSIP	0	100,000	100,000	0	0	200,000
	CON	STATE_WV	108,000	143,550	143,551	84,391	69,400	548,892
	CON	STBG-FLEX	0	234,951	234,951	196,912	162,000	828,814
	CON	STP	252,000	0	0	0	0	252,000
		Total	360,000	478,501	478,502	281,303	231,400	1,829,706
B2023-06	SF T685 NBIS 23 00	SF BR Inspect - D5					Groupable	PM2
	ENG	HWI-BR	0	0	0	240,000	0	240,000
	ENG	STATE_WV	180,000	300,000	0	120,000	180,000	780,000
	ENG	STBG	360,000	0	0	0	0	360,000
	ENG	STBG-FLEX	0	600,000	0	0	360,000	960,000
	ENG	STBG-OFF	360,000	600,000	0	240,000	360,000	1,560,000
		Total	900,000	1,500,000	0	600,000	900,000	3,900,000
B2023-07	S302 11 0.31 00 21	Specks Run Rd Traffic Signal					Non-Groupable	PM1
	ROW	STATE_WV	0	15,000	0	0	0	15,000
	ROW	STBG-FLEX	0	60,000	0	0	0	60,000
	CON	STATE_WV	0	0	80,000	0	0	80,000
	CON	STBG-FLEX	0	0	320,000	0	0	320,000
		Total	0	75,000	400,000	0	0	475,000



## Transportation Improvement Program - FY 2023-2026

### Roadways Category

MPO ID	State ID	Project Title	Funding Data					Groupable?	Performance Meas
	Phase	Fund Source	Prior	FY2023	FY2024	FY2025	FY2026	Total	
B2023-11	U3021194700	Route 11 Turning Improvements							
	CON	CMAQ 2.5	0	0	1,093,141	0	0	1,093,141	
	CON	STATE_WV	0	0	273,285	0	0	273,285	
		Total	0	0	1,366,426	0	0	1,366,426	
B2023-13	U30281000000	I-81 Signing							
	ENG	NHPP	0	500,000	0	0	0	500,000	
	CON	NHPP	0	0	0	5,000,000	0	5,000,000	
		Total	0	500,000	0	5,000,000	0	5,500,000	
B2023-14	S385RDWY200	D5 Rdway Departure							
	CON	HSIP	0	0	112,500	0	0	112,500	
	CON	STATE_WV	0	0	12,500	0	0	12,500	
		Total	0	0	125,000	0	0	125,000	
B2023-15	S302STPB0100	Sewage Treatment Plant Bridge							
	ENG	HWI-OFF	0	0	300,000	0	0	300,000	
	ROW	HWI-OFF	0	0	0	10,000	0	10,000	
	CON	HWI-OFF	0	0	0	0	125,000	125,000	
		Total	0	0	300,000	10,000	125,000	435,000	



## Transportation Improvement Program - FY 2023-2026

### Roadways Category

MPO ID	State ID	Project Title	Groupable?	Performance Meas				
				Funding Data				
	Phase	Fund Source	Prior	FY2023	FY2024	FY2025	FY2026	Total
<b>B2024-01</b>	<b>S302 81 1811 00</b>	<b>Bessemer Overhead +1</b>					<b>Groupable</b>	<b>PM2</b>
	ENG	HWI-BR	0	30,960	0	0	0	30,960
	ENG	STATE_WV	0	7,740	0	0	0	7,740
	CON	HWI-BR	0	0	0	182,880	0	182,880
	CON	STATE_WV	0	0	0	45,720	0	45,720
		<b>Total</b>	<b>0</b>	<b>38,700</b>	<b>0</b>	<b>228,600</b>	<b>0</b>	<b>267,300</b>
<b>B2024-02</b>	<b>S 302 23 204 00</b>	<b>Butts Mill Bridge</b>					<b>Groupable</b>	<b>PM2</b>
	ENG	STATE_WV	0	80,000	0	0	0	80,000
	ENG	STBG-OFF	0	320,000	0	0	0	320,000
	ROW	HWI-OFF	0	0	24,000	0	0	24,000
	ROW	STATE_WV	0	0	6,000	0	0	6,000
	CON	HWI-BR	0	0	0	0	0	0
	CON	STATE_WV	0	0	0	0	0	0
		<b>Total</b>	<b>0</b>	<b>400,000</b>	<b>30,000</b>	<b>0</b>	<b>0</b>	<b>430,000</b>
<b>B2024-06</b>	<b>S202 1 343 00</b>	<b>Harlan Run Bridge</b>					<b>Groupable</b>	<b>PM2</b>
	ENG	HWI-BR	0	0	0	360,000	0	360,000
	ENG	STATE_WV	0	0	0	90,000	0	90,000
		<b>Total</b>	<b>0</b>	<b>0</b>	<b>0</b>	<b>450,000</b>	<b>0</b>	<b>450,000</b>





## Transportation Improvement Program - FY 2023-2026

### Roadways Category

MPO ID	State ID	Project Title		Funding Data				Groupable?	Performance Meas
				Prior	FY2023	FY2024	FY2025		
	Phase	Fund Source							Total
B2024-07	S302 930 010 00		New GM Access Road Bridge					Groupable	PM2
	ENG	HWI-BR	0	0	0	40,000	0		40,000
	ENG	STATE_WV	0	0	0	10,000	0		10,000
	ROW	HWI-BR	0	0	0	160,000	0		160,000
	ROW	STATE_WV	0	0	0	40,000	0		40,000
	CON	HWI-BR	0	0	0	0	520,000		520,000
	CON	STATE_WV	0	0	0	0	130,000		130,000
	Total		0	0	0	250,000	650,000		900,000
B2024-08	S302 256 003 00		Old Mill Road Bridge					Groupable	PM2
	ENG	HWI-BR	0	0	600,000	0	0		600,000
	ENG	STATE_WV	0	0	0	0	0		0
	ROW	HWI-BR	0	0	0	0	0		0
	ROW	STATE_WV	0	0	0	0	0		0
	CON	HWI-BR	0	0	0	0	0		0
	Total		0	0	600,000	0	0		600,000
B2024-09	S302 7 777 00		Elk Branch #3					Groupable	PM2
	ENG	HWI-BR	0	3,040	0	0	0		3,040
	ENG	STATE_WV	0	760	0	0	0		760
	CON	HWI-BR	0	0	0	0	0		0
	CON	STATE_WV	0	0	0	0	0		0
	Total		0	3,800	0	0	0		3,800



## Transportation Improvement Program - FY 2023-2026

### Roadways Category

MPO ID	State ID	Project Title		Funding Data				Groupable?	Performance Meas
				Prior	FY2023	FY2024	FY2025	FY2026	
	Phase	Fund Source							Total
<b>B2024-10</b>	<b>S302-081/00 1.5 00 23</b>	<b>I-81 Welcome Centers &amp; Overnight Truck Parking</b>						<b>Non-Groupable</b>	<b>PM3</b>
	ENG	NHPP		0	0	1,080,000	0	0	1,080,000
	ENG	STATE_WV		0	0	120,000	0	0	120,000
	CON	NHPP		0	0	0	16,200,000	0	16,200,000
	CON	STATE_WV		0	0	0	1,800,000	0	1,800,000
		<b>Total</b>		<b>0</b>	<b>0</b>	<b>1,200,000</b>	<b>18,000,000</b>	<b>0</b>	<b>19,200,000</b>
<b>B2024-11</b>	<b>S302 011/00 14. 13 00</b>	<b>Queen St @ Moler Ave Signal Renovation and Ped Upgrade</b>						<b>Non-Groupable</b>	<b>PM3</b>
	ENG	CRP 50-200K POP		0	10,000	0	0	0	10,000
	ROW	CRP 50-200K POP		0	0	10,000	0	0	10,000
	CON	CRP 50-200K POP		0	0	320,000	0	0	320,000
		<b>Total</b>		<b>0</b>	<b>10,000</b>	<b>330,000</b>	<b>0</b>	<b>0</b>	<b>340,000</b>
<b>B2024-12</b>	<b>U302 11 590 00</b>	<b>US 11 @ Hatchery Rd Improvements</b>						<b>Groupable</b>	<b>PM2</b>
	ENG	STATE_WV		0	0	15,000	0	0	15,000
	ENG	STBG-FLEX		0	0	60,000	0	0	60,000
	ROW	STATE_WV		0	0	0	20,000	0	20,000
	ROW	STBG-FLEX		0	0	0	80,000	0	80,000
	CON	STBG 50-200K		0	0	0	0	2,500,000	2,500,000
		<b>Total</b>		<b>0</b>	<b>0</b>	<b>75,000</b>	<b>100,000</b>	<b>2,500,000</b>	<b>2,675,000</b>



## Transportation Improvement Program - FY 2023-2026

### Roadways Category

MPO ID	State ID	Project Title	Groupable?	Performance Meas				
				Funding Data				
	Phase	Fund Source	Prior	FY2023	FY2024	FY2025	FY2026	Total
<b>B2024-13</b>	<b>S302-081/00 0.00 00 23</b>	<b>I81 Exit 20 SB Ramp Widening</b>					<b>Groupable</b>	<b>PM3</b>
	ENG	NHPP	0	13,500	0	0	0	13,500
	ENG	STATE_WV	0	1,500	0	0	0	1,500
	ROW	NHPP	0	0	9,000	0	0	9,000
	ROW	STATE_WV	0	0	1,000	0	0	1,000
	CON	NHPP	0	0	501,252	0	0	501,252
	CON	STATE_WV	0	0	55,694	0	0	55,694
		<b>Total</b>	<b>0</b>	<b>15,000</b>	<b>566,946</b>	<b>0</b>	<b>0</b>	<b>581,946</b>
<b>B2024-14</b>	<b>U302 901 541 00</b>	<b>Hammonds Mill Rd RTL</b>					<b>Groupable</b>	<b>PM1</b>
	ENG	CRP 50-200K POP	0	0	12,000	0	0	12,000
	ENG	STATE_WV	0	0	3,000	0	0	3,000
	ROW	CRP 50-200K POP	0	0	8,000	0	0	8,000
	ROW	STATE_WV	0	0	2,000	0	0	2,000
	CON	CRP 50-200K POP	0	0	200,000	0	0	200,000
	CON	STATE_WV	0	0	50,000	0	0	50,000
		<b>Total</b>	<b>0</b>	<b>0</b>	<b>275,000</b>	<b>0</b>	<b>0</b>	<b>275,000</b>
<b>B2024-15</b>	<b>S302 009 01089 00</b>	<b>Clarence Martin Jr Memorial Br</b>					<b>Groupable</b>	<b>PM2</b>
	CON	HWI-BR	0	0	1,100,503	0	0	1,100,503
	CON	STATE_WV	0	0	275,125	0	0	275,125
		<b>Total</b>	<b>0</b>	<b>0</b>	<b>1,375,628</b>	<b>0</b>	<b>0</b>	<b>1,375,628</b>



## Transportation Improvement Program - FY 2023-2026

### Roadways Category

MPO ID	State ID	Project Title	Groupable?	Performance Meas				
				Funding Data				
	Phase	Fund Source	Prior	FY2023	FY2024	FY2025	FY2026	Total
B2024-16	S385 IDIQ 01 00	D5 District Wide IDIQ Guardrail					Groupable	PM1
	CON	HSIP	0	1,075,387	0	0	0	1,075,387
	CON	STATE_WV	0	119,488	0	0	0	119,488
		Total	0	1,194,875	0	0	0	1,194,875
B2024-17	U385- 011/00 0.00 00 232024	D5 Guardrail Project					Groupable	PM1
	ENG	HSIP	0	18,000	0	0	0	18,000
	ENG	STATE_WV	0	2,000	0	0	0	2,000
	CON	HSIP	0	0	450,000	0	0	450,000
	CON	STATE_WV	0	0	50,000	0	0	50,000
		Total	0	20,000	500,000	0	0	520,000
B2024-18	S385 081 1811 00 23	SFY 24 BKAMPP-District 5 On-Systems Bridges					Groupable	PM2
	CON	STATE_WV	0	293,389	0	0	0	293,389
	CON	STBG-FLEX	0	961,812	0	0	0	961,812
	CON	STBG-OFF	0	215,745	0	0	0	215,745
		Total	0	1,470,946	0	0	0	1,470,946



## Transportation Improvement Program - FY 2023-2026

### Roadways Category

MPO ID	State ID	Project Title	Groupable?	Performance Meas				
				Funding Data				
	Phase	Fund Source	Prior	FY2023	FY2024	FY2025	FY2026	Total
J2014-05	U319-SHEPH-8.00	Shepherdstown Bike Path					Groupable	PM3
	CON	LOCAL	0	0	265,100	0	0	265,100
	CON	NRT	0	0	850,400	0	0	850,400
	CON	TAP	0	0	416,600	0	0	416,600
		Total	0	0	1,532,100	0	0	1,532,100
J2017-01	U319-RANSO-1	Ranson 5th Ave Complete Street					Groupable	PM3
	ENG	LOCAL	0	0	12,500	0	0	12,500
	ENG	TAP	0	0	50,000	0	0	50,000
	CON	LOCAL	0	0	162,500	0	0	162,500
	CON	TAP	0	0	650,000	0	0	650,000
		Total	0	0	875,000	0	0	875,000
J2017-03	U319-HARPE-2	Harpers Ferry High St					Groupable	PM3
	CON	LOCAL	0	0	80,000	0	0	80,000
	CON	TAP	0	0	320,000	0	0	320,000
		Total	0	0	400,000	0	0	400,000



Transportation Improvement Program - FY 2023-2026

Roadways Category

MPO ID	State ID	Project Title	Funding Data					Groupable?	Performance Meas
			Prior	FY2023	FY2024	FY2025	FY2026		
	Phase	Fund Source							Total
J2019-05.04	U319-FLOSP-1	Flowing Springs Park Trail						Groupable	PM3
	CON	FLAP	0	0	251,443	0	0		251,443
		Total	0	0	251,443	0	0		251,443
J2019-05.06	U319 ARM PR1 00	Armory Canal Trail						Groupable	PM3
	ENG	FLAP	0	0	100,000	0	0		100,000
	CON	FLAP	0	0	385,188	0	0		385,188
	CON	LOCAL	0	0	96,298	0	0		96,298
		Total	0	0	581,486	0	0		581,486
J2023-01	S319 115 00790 00	Ranson & Charles Town +1						Groupable	PM2
	CON	STATE_WV	0	0	0	94,800	0		94,800
	CON	STBG 5-50K POP	0	0	0	379,200	0		379,200
		Total	0	0	0	474,000	0		474,000



## Transportation Improvement Program - FY 2023-2026

### Roadways Category

MPO ID	State ID	Project Title		Funding Data				Groupable?	Performance Meas
				Prior	FY2023	FY2024	FY2025		
	Phase	Fund Source							Total
J2023-03	TAP2022045D	Fifth Avenue Streetscape						Groupable	PM3
	ENG	LOCAL	0	12,187	0	0	0	0	12,187
	ENG	TAP	0	48,748	0	0	0	0	48,748
	CON	LOCAL	0	0	333,104	0	0	0	333,104
	CON	TAP	0	0	1,332,416	0	0	0	1,332,416
		Total	0	60,935	1,665,520	0	0	0	1,726,455
J2023-05	U31934000000	US 340 Signing						Groupable	PM1
	ENG	CRP <5K POP	0	200,000	0	0	0	0	200,000
	ENG	STATE_WV	0	50,000	0	0	0	0	50,000
	CON	NHPP	0	0	0	2,000,000	0	0	2,000,000
	CON	STATE_WV	0	0	0	500,000	0	0	500,000
		Total	0	250,000	0	2,500,000	0	0	2,750,000
J2024-02	S319 480 347 00	Ridge Road-Morgan Grove						Groupable	PM2
	ENG	STATE_WV	0	1,000	0	0	0	0	1,000
	ENG	STBG <5K POP	0	4,000	0	0	0	0	4,000
	CON	STATE_WV	0	0	179,305	0	0	0	179,305
	CON	STBG <5K POP	0	0	717,221	0	0	0	717,221
		Total	0	5,000	896,526	0	0	0	901,526



## Transportation Improvement Program - FY 2023-2026

### Roadways Category

MPO ID	State ID	Project Title	Groupable?	Performance Meas				
				Funding Data				
	Phase	Fund Source	Prior	FY2023	FY2024	FY2025	FY2026	Total
J2024-03	S319 115 00790 00	Ranson (N. Mildred)					Groupable	PM2
	ENG	STATE_WV	0	1,000	0	0	0	1,000
	ENG	STBG-FLEX	0	4,000	0	0	0	4,000
	CON	STATE_WV	0	0	163,103	0	0	163,103
	CON	STBG 5-50K POP	0	0	652,410	0	0	652,410
		Total	0	5,000	815,513	0	0	820,513
J2024-04	U319 CHA RL 300	Charles Town South George Street Pedestrian Improvements					Groupable	PM3
	CON	LOCAL	0	0	102,246	0	0	102,246
	CON	TAP	0	0	408,983	0	0	408,983
		Total	0	0	511,229	0	0	511,229
J2024-06	U319 115 598 00	Hillside Dr Roundabout					Non-Groupable	PM3
	ENG	STATE_WV	0	12,000	0	0	0	12,000
	ENG	STBG-FLEX	0	48,000	0	0	0	48,000
	CON	STATE_WV	0	0	0	300,000	0	300,000
	CON	STBG <5K POP	0	0	0	1,200,000	0	1,200,000
		Total	0	60,000	0	1,500,000	0	1,560,000





Transportation Improvement Program - FY 2023-2026

Roadways Category

MPO ID	State ID	Project Title		Funding Data				Groupable?	Performance Meas
				Prior	FY2023	FY2024	FY2025	FY2026	
	Phase	Fund Source							Total
J2024-08	S319-045/00 1 .94 00 23	Maddex Square Ped Crossing						Non-Groupable	PM3
	ENG	CRP 50-200K POP	0	0	10,000	0	0		10,000
	ROW	CMAQ	0	0	10,000	0	0		10,000
	CON	CRP 50-200K POP	0	0	150,000	0	0		150,000
		Total	0	0	170,000	0	0		170,000
J2024-09	U219-51-7.00 02	W Washington Street						Groupable	PM1
	ENG	RHCH	0	0	619,678	0	0		619,678
	ENG	STATE_WV	0	0	68,853	0	0		68,853
		Total	0	0	688,531	0	0		688,531
J2024-10	U319-009/00 8.23 00 23	Flowing Springs Exit Lighting						Non-Groupable	PM1
	ENG	HSIP	0	0	50,000	0	0		50,000
	CON	HSIP	0	0	250,000	0	0		250,000
		Total	0	0	300,000	0	0		300,000



Transportation Improvement Program - FY 2023-2026

Roadways Category

MPO ID	State ID	Project Title	Funding Data					Performance Meas
			Prior	FY2023	FY2024	FY2025	FY2026	
	Phase	Fund Source						Total
J2024-11	S319- 017 0.00 00	Flowing Springs Road					Groupable	PM2
	ENG	STATE_WV	0	0	1,000	0	0	1,000
	ENG	STBG-FLEX	0	0	4,000	0	0	4,000
	CON	STATE_WV	0	0	0	71,000	0	71,000
	CON	STBG-FLEX	0	0	0	284,000	0	284,000
		Total	0	0	5,000	355,000	0	360,000
J2024-12	U319 9 818 00	Flowing Springs Exit Improvements					Groupable	PM1
	CON	HSIP	0	1,565,308	0	0	0	1,565,308
		Total	0	1,565,308	0	0	0	1,565,308
W2014-01	WA2581	I-70 Interchange Improvements at MD 65					Non-Groupable	
	ENG	STATE_MD_SHA	1,815,000	1	0	0	0	1,815,001
		Total	1,815,000	1	0	0	0	1,815,001



## Transportation Improvement Program - FY 2023-2026

### Roadways Category

MPO ID	State ID	Project Title	Groupable?	Performance Meas				
				Funding Data				
	Phase	Fund Source	Prior	FY2023	FY2024	FY2025	FY2026	Total
W2017-08	n/a	Eastern Blvd Widening Ph II						
	ENG	EMRK	355,680	0	0	0	0	355,680
	ENG	LOCAL_WashCo	480,620	0	0	0	0	480,620
	CON	LOCAL_WashCo	1,855,000	0	385,000	174,000	775,000	3,189,000
		Total	2,691,300	0	385,000	174,000	775,000	4,025,300
W2017-10	WA0921	I-81 Ph 2 & 3 Hwy Reconstruction						
	ENG	NHPP	3,526,000	2,597,000	433,000	0	0	6,556,000
	ENG	STATE_MD_SHA	3,346,000	699,000	116,000	0	0	4,161,000
		Total	6,872,000	3,296,000	549,000	0	0	10,717,000
W2018-01	n/a	Halfway Boulevard Extended Ph 1 & Ph 2						
	ENG	LOCAL_WashCo	100,000	0	0	0	0	100,000
	CON	ARC	0	0	3,800,000	0	0	3,800,000
	CON	LOCAL_WashCo	1,573,000	1,000,000	3,000,000	1,950,000	0	7,523,000
		Total	1,673,000	1,000,000	6,800,000	1,950,000	0	11,423,000



## Transportation Improvement Program - FY 2023-2026

### Roadways Category

MPO ID	State ID	Project Title	Groupable?	Performance Meas				
				Funding Data				
	Phase	Fund Source	Prior	FY2023	FY2024	FY2025	FY2026	Total
W2019-07	n/a	Local Federal Aid Projects					Groupable	
	ENG	FA	1,900,000	400,000	200,000	0	0	2,500,000
	ENG	LOCAL_WashCo	475,000	100,000	75,000	50,000	0	700,000
	CON	FA	1,120,000	0	0	10,024,520	1,720,000	12,864,520
	CON	LOCAL_WashCo	280,000	0	0	2,595,680	430,000	3,305,680
		Total	3,775,000	500,000	275,000	12,670,200	2,150,000	19,370,200
W2019-09	WA2451	I-70 MD 65 and CSX Bridges Rehabilitation					Non-Groupable	
	CON	NHPP	6,584,000	8,981,000	0	0	0	15,565,000
	CON	STATE_MD_SHA	2,204,000	602,000	0	0	0	2,806,000
		Total	8,788,000	9,583,000	0	0	0	18,371,000
W2019-10		MD 63/MD 68 Resurfacing and Sidewalk Improvements					Non-Groupable	
	CON	FLAP	0	493,000	492,000	0	0	985,000
	CON	LOCAL	0	13,000	13,000	0	0	26,000
	CON	STATE_MD_SHA	0	52,000	52,000	0	0	104,000
		Total	0	558,000	557,000	0	0	1,115,000



## Transportation Improvement Program - FY 2023-2026

### Roadways Category

MPO ID	State ID	Project Title	Groupable?	Performance Meas				
				Funding Data				
	Phase	Fund Source	Prior	FY2023	FY2024	FY2025	FY2026	Total
W2021-07	n/a	Wright Road Relocation					Non-Groupable	
	CON	ARC	0	0	0	1,000,000	0	1,000,000
	CON	LOCAL_WashCo	173,000	1,400,000	125,000	0	500,000	2,198,000
		Total	173,000	1,400,000	125,000	1,000,000	500,000	3,198,000
W2021-08	WA4431	I-70 Roadway and Bridge Improvements					Non-Groupable	PM2
	ENG	NHPP	188,000	285,000	166,000	0	0	639,000
	ENG	STATE_MD_SHA	16,000	0	0	0	0	16,000
	ROW	NHPP	69,000	67,000	0	0	0	136,000
	ROW	STATE_MD_SHA	16,000	16,000	0	0	0	32,000
	CON	NHPP	298,000	457,000	0	12,296,000	0	13,051,000
	CON	STATE_MD_SHA	10,000	6,000	142,000	616,000	0	774,000
		Total	597,000	831,000	308,000	12,912,000	0	14,648,000
W2022-01		Pavement Preservation, Burnside Bridge Trail, and Sherrick Run Bridge					Non-Groupable	
	ENG	FLTP	50,000	362,700	0	0	0	412,700
	ENG	NPS	0	30,000	0	0	0	30,000
	CON	FLTP	2,288,905	0	0	0	0	2,288,905
		Total	2,338,905	392,700	0	0	0	2,731,605



## Transportation Improvement Program - FY 2023-2026

### Roadways Category

MPO ID	State ID	Project Title	Groupable?	Performance Meas				
				Funding Data				
	Phase	Fund Source	Prior	FY2023	FY2024	FY2025	FY2026	Total
W2022-02		Repair 3 Bridges					Non-Groupable	
	ENG	FLTP	235,000	20,000	0	0	0	255,000
	CON	FLTP	1,695,000	0	0	0	0	1,695,000
		Total	1,930,000	20,000	0	0	0	1,950,000
W2022-03	WA2631	US 522 Eastbound I-70 Bridge Replacement					Non-Groupable	PM2
	ENG	NHPP	143,000	342,000	256,000	0	0	741,000
	ENG	STATE_MD_SHA	15,000	9,000	8,000	0	0	32,000
		Total	158,000	351,000	264,000	0	0	773,000
W2022-04	WA4511	I-70 Crystal Falls Drive Bridges Replacement					Non-Groupable	PM2
	ENG	NHPP	457,000	0	0	0	0	457,000
	ENG	STATE_MD_SHA	29,000	0	0	0	0	29,000
	CON	NHPP	0	8,617,000	10,389,000	6,790,000	0	25,796,000
	CON	STATE_MD_SHA	0	432,000	494,000	324,000	0	1,250,000
		Total	486,000	9,049,000	10,883,000	7,114,000	0	27,532,000



## Transportation Improvement Program - FY 2023-2026

### Roadways Category

MPO ID	State ID	Project Title		Funding Data				Groupable?	Performance Meas
				Prior	FY2023	FY2024	FY2025		
	Phase	Fund Source							Total
W2022-05	WA4611	I-68 Creek Road Bridges Replacement						Non-Groupable	PM2
	ENG	NHPP	176,000	221,000	332,000	0	0		729,000
	ENG	STATE_MD_SHA	27,000	39,000	57,000	0	0		123,000
	CON	NHPP	0	0	7,346,000	8,803,000	2,850,000		18,999,000
	CON	STATE_MD_SHA	0	0	387,000	464,000	150,000		1,001,000
		Total	203,000	260,000	8,122,000	9,267,000	3,000,000		20,852,000
W2022-06	WA8971	MD 56 Toms Run Bridge Replacement						Non-Groupable	PM2
	ENG	STATE_MD_SHA	51,000	108,000	54,000	0	0		213,000
	ROW	STATE_MD_SHA	77,000	11,000	11,000	11,000	0		110,000
	CON	STATE_MD_SHA	8,000	853,000	661,000	0	0		1,522,000
		Total	136,000	972,000	726,000	11,000	0		1,845,000
W2023-01	n/a	Areawide Environmental Projects						Groupable	
	ENG	FED	240,000	381,000	381,000	333,000	0		1,335,000
	ENG	STATE_MD_SHA	60,000	19,000	19,000	17,000	0		115,000
	ROW	FED	80,000	95,000	95,000	95,000	0		365,000
	ROW	STATE_MD_SHA	20,000	5,000	5,000	5,000	0		35,000
	CON	FED	3,600,000	4,285,000	4,285,000	2,428,000	0		14,598,000
	CON	STATE_MD_SHA	900,000	215,000	215,000	122,000	0		1,452,000
		Total	4,900,000	5,000,000	5,000,000	3,000,000	0		17,900,000



## Transportation Improvement Program - FY 2023-2026

### Roadways Category

MPO ID	State ID	Project Title	Groupable?	Performance Meas				
				Funding Data				
	Phase	Fund Source	Prior	FY2023	FY2024	FY2025	FY2026	Total
W2023-02	n/a	Areawide Safety & Spot Improvements					Groupable	
	ENG	FED	240,000	1,333,000	1,170,000	857,000	0	3,600,000
	ENG	STATE_MD_SHA	60,000	67,000	90,000	43,000	0	260,000
	ROW	FED	80,000	95,000	95,000	95,000	0	365,000
	ROW	STATE_MD_SHA	20,000	5,000	5,000	5,000	0	35,000
	CON	FED	10,000,000	7,142,000	9,992,000	4,761,000	0	31,895,000
	CON	STATE_MD_SHA	2,500,000	358,000	508,000	239,000	0	3,605,000
		Total	12,900,000	9,000,000	11,860,000	6,000,000	0	39,760,000
W2023-03	n/a	Areawide Resurfacing & Rehabilitation					Groupable	
	ENG	FED	240,000	1,805,000	1,520,000	1,520,000	1,280,000	6,365,000
	ENG	STATE_MD_SHA	60,000	95,000	380,000	380,000	320,000	1,235,000
	ROW	FED	80,000	95,000	95,000	95,000	80,000	445,000
	ROW	STATE_MD_SHA	20,000	5,000	5,000	5,000	20,000	55,000
	CON	FED	14,400,000	9,523,000	16,000,000	16,000,000	8,000,000	63,923,000
	CON	STATE_MD_SHA	3,600,000	477,000	4,000,000	4,000,000	2,000,000	14,077,000
		Total	18,400,000	12,000,000	22,000,000	22,000,000	11,700,000	86,100,000
W2023-04	n/a	Areawide Bridge Replacement & Rehabilitation					Groupable	
	ENG	FED	840,000	4,085,000	4,560,000	4,560,000	0	14,045,000
	ENG	STATE_MD_SHA	210,000	215,000	240,000	240,000	0	905,000
	ROW	FED	160,000	190,000	190,000	190,000	0	730,000
	ROW	STATE_MD_SHA	40,000	10,000	10,000	10,000	0	70,000
	CON	FED	4,800,000	7,125,000	9,500,000	7,125,000	0	28,550,000
	CON	STATE_MD_SHA	1,200,000	375,000	500,000	375,000	0	2,450,000
		Total	7,250,000	12,000,000	15,000,000	12,500,000	0	46,750,000





## Transportation Improvement Program - FY 2023-2026

### Roadways Category

MPO ID	State ID	Project Title	Funding Data					Groupable?	Performance Meas
	Phase	Fund Source	Prior	FY2023	FY2024	FY2025	FY2026	Total	
W2023-05	n/a	Areawide Urban Reconstruction						Groupable	
	ENG	FED	200,000	190,000	190,000	190,000	0	770,000	
	ENG	STATE_MD_SHA	50,000	10,000	10,000	10,000	0	80,000	
	ROW	FED	40,000	48,000	48,000	48,000	0	184,000	
	ROW	STATE_MD_SHA	10,000	2,000	2,000	2,000	0	16,000	
	CON	FED	600,000	714,000	714,000	714,000	0	2,742,000	
	CON	STATE_MD_SHA	150,000	36,000	36,000	36,000	0	258,000	
		Total	1,050,000	1,000,000	1,000,000	1,000,000	0	4,050,000	
W2023-06	n/a	Areawide Congestion Management						Groupable	
	ENG	FED	440,000	905,000	905,000	905,000	0	3,155,000	
	ENG	STATE_MD_SHA	110,000	45,000	45,000	45,000	0	245,000	
	ROW	FED	40,000	48,000	48,000	48,000	0	184,000	
	ROW	STATE_MD_SHA	10,000	2,000	2,000	2,000	0	16,000	
	CON	FED	2,000,000	1,428,000	2,378,000	1,428,000	0	7,234,000	
	CON	STATE_MD_SHA	500,000	72,000	122,000	72,000	0	766,000	
		Total	3,100,000	2,500,000	3,500,000	2,500,000	0	11,600,000	
W2023-07	WA2221	I-81 Interchange Improvements at Maugans Avenue (I-81 Phase 4A)					Non-Groupable	PM1 PM3	
	ENG	NHPP	263,000	32,000	0	0	0	295,000	
	ENG	STATE_MD_SHA	527,000	0	0	0	0	527,000	
	CON	NHPP	0	517,000	1,759,000	0	0	2,276,000	
		Total	790,000	549,000	1,759,000	0	0	3,098,000	



Transportation Improvement Program - FY 2023-2026

Roadways Category

MPO ID	State ID	Project Title	Funding Data					Groupable?	Performance Meas
			Prior	FY2023	FY2024	FY2025	FY2026		
	Phase	Fund Source							Total
W2023-08	WA5611	I-81 Interchange Improvements at Showalter Avenue (I-81 Phase 4B), Maugansville						Non-Groupable	PM3
	ENG	NHPP	0	160,000	160,000	0	0		320,000
	ENG	STATE	160,000	0	0	0	0		160,000
		Total	160,000	160,000	160,000	0	0		480,000
W2024-01		Byron Bridge Accessibility						Non-Groupable	
	CON	FLTP	0	0	500,000	0	0		500,000
		Total	0	0	500,000	0	0		500,000
W2024-02		C&O Tunnel Rehabilitation						Non-Groupable	
	CON	FLTP	0	0	3,385,000	0	0		3,385,000
		Total	0	0	3,385,000	0	0		3,385,000



## Transportation Improvement Program - FY 2023-2026

### Transit Category

MPO ID	State ID	Project Title	Groupable?	Performance Meas				
				Funding Data				
	Phase	Fund Source	Prior	FY2023	FY2024	FY2025	FY2026	Total
WT2023-01	n/a	Medium Duty Bus Replacement		Groupable				
	Transit	5339	0	321,072	321,072	321,072	321,072	1,284,288
	Transit	LOCAL_WCT	0	40,134	40,134	40,134	40,134	160,536
	Transit	STATE_MD_MTA	0	40,134	40,134	40,134	40,134	160,536
		Total	0	401,340	401,340	401,340	401,340	1,605,360
WT2023-02	n/a	Operating Assistance - Section 5307		Groupable				
	Transit	5307	0	933,541	933,541	933,541	933,541	3,734,164
	Transit	LOCAL_WCT	0	618,720	618,720	618,720	618,720	2,474,880
	Transit	STATE_MD_MTA	0	314,821	314,821	314,821	314,821	1,259,284
		Total	0	1,867,082	1,867,082	1,867,082	1,867,082	7,468,328
WT2023-03	n/a	Capital Assistance - Preventative Maintenance		Groupable				
	Transit	5307	0	280,000	280,000	280,000	280,000	1,120,000
	Transit	LOCAL_WCT	0	75,000	75,000	75,000	75,000	300,000
		Total	0	355,000	355,000	355,000	355,000	1,420,000
WT2023-04	n/a	Capital Assistance - Small Paratransit Bus 504		Groupable				
	Transit	5339	0	60,000	60,000	60,000	60,000	240,000
	Transit	LOCAL_WCT	0	7,500	7,500	7,500	7,500	30,000
	Transit	STATE_MD_MTA	0	7,500	7,500	7,500	7,500	30,000
		Total	0	75,000	75,000	75,000	75,000	300,000



# Transportation Improvement Program - FY 2023-2026

## Transit Category

MPO ID	State ID	Project Title	Groupable?	Performance Meas				
				Funding Data				
	Phase	Fund Source	Prior	FY2023	FY2024	FY2025	FY2026	Total
WT2023-05		Capital Assistance - Section 5310					Groupable	Transit
	Transit	5310	0	0	1,126,380	0	1,126,380	2,252,760
	Transit	LOCAL_WCT	0	0	0	0	281,595	281,595
		Total	0	0	1,126,380	0	1,407,975	2,534,355
WT2023-06	n/a	Operating Assistance - Section 5310					Groupable	
	Transit	5310	0	0	1,035,400	0	1,035,400	2,070,800
		Total	0	0	1,035,400	0	1,035,400	2,070,800
WVT2021-07	n/a	Mobility Management Assistance - Section 5310					Groupable	Transit
	Transit	5310	24,000	30,000	30,000	30,000	30,000	144,000
	Transit	LOCAL_EPTA	6,000	7,500	7,500	7,500	7,500	36,000
		Total	30,000	37,500	37,500	37,500	37,500	180,000
WVT2021-08	n/a	Section 5339 - Buses and Bus Facilities Infrastructure Investment Program					Groupable	Transit
	Transit	5339	0	9,364,000	0	0	0	9,364,000
	Transit	LOCAL_EPTA	0	2,341,000	0	0	0	2,341,000
	Transit	RAISE	0	10,322,107	0	0	0	10,322,107
		Total	0	22,027,107	0	0	0	22,027,107



## Transportation Improvement Program - FY 2023-2026

### Transit Category

MPO ID	State ID	Project Title	Groupable?	Performance Meas				
				Funding Data				
	Phase	Fund Source	Prior	FY2023	FY2024	FY2025	FY2026	Total
WVT2022-01	n/a	Capital Assistance - Bus Replacement					Groupable	Transit
	Transit	5339	0	559,992	224,640	0	0	784,632
	Transit	LOCAL_EPTA	0	139,998	56,160	0	0	196,158
		Total	0	699,990	280,800	0	0	980,790
WVT2023-01	n/a	Operating Assistance - Section 5307					Groupable	Transit
	Transit	5307	0	2,078,352	1,000,000	0	0	3,078,352
	Transit	LOCAL_EPTA	0	2,078,352	1,000,000	0	0	3,078,352
		Total	0	4,156,704	2,000,000	0	0	6,156,704
WVT2023-02	n/a	Capital Assistance - Preventative Maintenance					Groupable	Transit
	Transit	5307	0	500,000	288,838	0	0	788,838
	Transit	LOCAL_EPTA	0	125,000	72,210	0	0	197,210
		Total	0	625,000	361,048	0	0	986,048
WVT2023-04	n/a	Capital Assistance - Miscellaneous Equipment					Groupable	Transit
	Transit	5339	0	47,764	0	0	0	47,764
	Transit	LOCAL_EPTA	0	19,441	0	0	0	19,441
		Total	0	67,205	0	0	0	67,205



## Transportation Improvement Program - FY 2023-2026

### Transit Category

MPO ID	State ID	Project Title	Groupable?	Funding Data					Performance Meas
				Prior	FY2023	FY2024	FY2025	FY2026	
	Phase	Fund Source							Total
WVT2023-05	n/a	Capital Assistance - Section 5339 Bus Replacement					Groupable		Transit
	Transit	5339	0	281,025	0	0	0	0	281,025
	Transit	LOCAL_EPTA	0	70,256	0	0	0	0	70,256
		Total	0	351,281	0	0	0	0	351,281
WVT2023-07	n/a	Capital Assistance - Passenger Amenity					Groupable		Transit
	Transit	5339	0	74,750	0	0	0	0	74,750
	Transit	LOCAL_EPTA	0	18,688	0	0	0	0	18,688
		Total	0	93,438	0	0	0	0	93,438
WVT2024-01	n/a	5307 Bus Replacement					Groupable		Transit
	Transit	5307	0	0	720,000	0	0	0	720,000
	Transit	LOCAL_EPTA	0	0	180,000	0	0	0	180,000
		Total	0	0	900,000	0	0	0	900,000
WVT2024-02	n/a	5307 Operating Commuter Service					Groupable		Transit
	Transit	5307	0	159,000	159,000	159,000	159,000	159,000	636,000
	Transit	LOCAL_EPTA	0	159,000	159,000	159,000	159,000	159,000	636,000
		Total	0	318,000	318,000	318,000	318,000	318,000	1,272,000



Transportation Improvement Program - FY 2023-2026

Transit Category

MPO ID	State ID	Project Title	Funding Data					Groupable?	Performance Meas
			Prior	FY2023	FY2024	FY2025	FY2026		
	Phase	Fund Source							Total
WVT2024-03	n/a	Harpers Ferry EV Bus Replacement					Groupable		Transit
	Transit	FLAP	0	0	1,000,000	0	0		1,000,000
		Total	0	0	1,000,000	0	0		1,000,000
WVT2024-04	n/a	Harpers Ferry Bus Facility Expansion					Groupable		Transit
	CON	FLTP	0	0	1,650,000	0	0		1,650,000
		Total	0	0	1,650,000	0	0		1,650,000

## **APPENDICES**

**APPENDIX A – ABBREVIATIONS/ACRONYMS**

**APPENDIX B – HEPMPO SELF-CERTIFICATION**

**APPENDIX C – FY 2023-2026 TIP ADOPTION RESOLUTION(S)**

**APPENDIX D – MEMORANDUMS OF UNDERSTANDING AND PLANNING AGREEMENTS**

**APPENDIX E – PERFORMANCE MEASURE RESOLUTIONS**

**APPENDIX F – PUBLIC PARTICIPATION DOCUMENTATION**

**APPENDIX G – MARYLAND OBLIGATED PROJECT LIST**

**APPENDIX H – WEST VIRGINIA OBLIGATED PROJECT LIST**

**APPENDIX I – INDIVIDUAL PROJECT SHEETS**

- **West Virginia Highway Projects**
- **Maryland Highway Projects**
- **Eastern Panhandle Transit Authority Projects**
- **Washington County Transit Projects**



## **APPENDIX A**

### **ABBREVIATIONS/ACRONYMS**

## Glossary of Abbreviations/Acronyms

### Agencies:

#### Federal

FHWA	Federal Highway Administration
FTA	Federal Transit Administration
EPA	Environmental Protection Agency

#### State

MDOT	Maryland Department of Transportation
MDE	Maryland Department of the Environment
MTA	Maryland Transit Administration
SHA	Maryland State Highway Administration
PennDOT	Pennsylvania Department of Transportation
WVDOH	West Virginia Department of Highways
WVDOT	West Virginia Department of Transportation
WVDPT	West Virginia Department of Public Transit
WVDEP	West Virginia Department of Environmental Protection

#### Local

FCMPO	Franklin County Metropolitan Planning Organization
HEPMPO	Hagerstown/Eastern Panhandle Metropolitan Planning Organization
Win-Fred MPO	Winchester-Frederick County Metropolitan Planning Organization

ISC	Interstate Council
L RTP	Long Range Transportation Plan
TAC	Technical Advisory Committee
<u>Transit</u>	
EPTA	Eastern Panhandle Transit Authority
WCT	Washington County Transit
AQAC	Air Quality Advisory Committee

### Federal Funding Types & Others:

AC	Advanced Construction
ADA	Americans with Disabilities Act
ARC	Appalachian Regional Commission Grant
BR	Bridge Replacement
BH	Bridge Rehabilitation
CAA	Clean Air Act
CMAQ	Congestion Management & Air Quality
CRP	Carbon Reduction Program
EAC	Early Action Compact
EMRK	Earmark Funding
FA	Federal Aid
FED	Federal - General
FLAP	Federal Lands Access Program
FLTP	Federal Lands Transportation Program
HSIP	Highway Safety Improvement Program
HWI-POP	Highway Infrastructure Funds - Population

LEP	Limited English Proficiency	Section 5339	FTA Buses and Bus Facilities Grants Program
MDBF	Mean Distance Between Failures	TCSP	Transportation, Community, and System Preservation Program
NAAQS	National Ambient Air Quality Standards		
NCPD	National Corridor Planning and Development		
NH	National Highway System		
NHPP	National Highway Performance Program		
NHST	National Highway System & Surface Transportation Program		
NPS	National Park Service Match		
NRT	National Recreation Trail		
RTP	Recreational Trails Program		
RR/HWY	Railroad/Highway Program		
SB	Scenic Byway		
STBG	Surface Transportation Block Grant		
STIP	State Transportation Improvement Program		
STP	Surface Transportation Program		
SRTS	Safe Routes to School		
TAP	Transportation Alternatives Program		
TIP	Transportation Improvement Program		
Section 5307	FTA Urbanized Area Formula Program		
Section 5309	FTA Capital Program		
Section 5310	FTA Enhanced Mobility of Seniors and Individuals with Disabilities		
		<b>Highway Route Designations:</b>	
		CR	County Route
		I, IR	Interstate Route
		SR	State Route (also WV or MD)
		US	United States Route
		<b>Phase of Work:</b>	
		PP	Project Planning
		PE or ENG	Project Engineering, Design
		R/W or ROW	Right of Way
		CON	Construction
		<b>Other:</b>	
		ARRA	American Recovery and Reinvestment Act
		FAST	Fixing America's Surface Transportation Act
		FY	Fiscal Year
		I/C	Interchange
		I/S	Intersection
		IJA	Infrastructure Investment and Jobs Act
		MAP-21	Moving Ahead for Progress in the 21 <sup>st</sup> Century
		N/A	Not Applicable

OP	Overpass
TAM	Transit Asset Management
TPM	Transportation Performance Measure

## **APPENDIX B**

### **HEPMPO SELF-CERTIFICATION**

## METROPOLITAN TRANSPORTATION PLANNING PROCESS CERTIFICATION

WHEREAS the USDOT Infrastructure Investment and Jobs Act (IIJA) legislation requires the Metropolitan Planning Organization (MPO) to certify that its transportation planning process is in conformance with regulations; in accordance with 23 CFR 450.220, the Maryland and West Virginia Departments of Transportation and the Hagerstown/Eastern Panhandle Metropolitan Planning Organization, the Metropolitan Planning Organization for the Hagerstown, MD-WV-PA-VA urban area, hereby certify that the transportation planning process is addressing the major issues in the metropolitan planning area and is being conducted in accordance with all applicable requirements of:

- I. 23 U.S.C. 134 and 135, 49 U.S.C. 5303 and 5304, 23 CFR Part 450 and this subpart;
- II. In nonattainment and maintenance areas, sections 174 and 176 (c) and (d) of the Clean Air Act, as amended (42 U.S.C. 7504, 7506 (c) and (d)) and 40 CFR part 93;
- III. Title VI of the Civil Rights Act of 1964, as amended (42 U.S.C. 2000d-1) and 49 CFR part 21;
- IV. 49 U.S.C. 5332, prohibiting discrimination on the basis of race, color, creed, national origin, sex, or age in employment or business opportunity;
- V. Section 1101(b) of the IIJA (Pub. L. 117-58) and 49 CFR part 26 regarding the involvement of disadvantaged business enterprises in USDOT funded projects;
- VI. 23 CFR part 230, regarding the implementation of an equal employment opportunity program on Federal and Federal-aid highway construction contracts;
- VII. The provisions of the Americans with Disabilities Act of 1990 (42 U.S.C. 12101 *et seq.*) and 49 CFR parts 27, 37, and 38;
- VIII. The Older Americans Act, as amended (42 U.S.C. 6101), prohibiting discrimination on the basis of age in programs or activities receiving Federal financial assistance;
- IX. Section 324 of title 23 U.S.C. regarding the prohibition of discrimination based on gender; and
- X. Section 504 of the Rehabilitation Act of 1973 (29 U.S.C. 794) and 49 CFR part 27 regarding discrimination against individuals with disabilities.

Hagerstown/Eastern Panhandle MPO

Signature \_\_\_\_\_

Title \_\_\_\_\_

Date \_\_\_\_\_

Maryland Department of Transportation

Signature \_\_\_\_\_

Title \_\_\_\_\_

Date \_\_\_\_\_

West Virginia Department of Transportation

Signature \_\_\_\_\_

Title \_\_\_\_\_

Date \_\_\_\_\_



**Hagerstown/Eastern Panhandle Metropolitan Planning Organization**

33 W. Washington St., 4th Floor, Suite 402, Hagerstown, MD 21740

Phone: 240-313-2080, Fax: 240-313-2084

www.hepmo.net

**RESOLUTION NUMBER 2024-02**

**A RESOLUTION BY THE HAGERSTOWN/EASTERN PANHANDLE  
METROPOLITAN PLANNING ORGANIZATION (HEPMPO)**

**CERTIFICATION OF TRANSPORTATION PLANNING PROCESS**

**RECITALS**

**WHEREAS**, the Hagerstown-Eastern Panhandle Metropolitan Planning Organization (HEPMPO) is required by the Infrastructure Investment and Jobs Act (IIJA) to certify that the transportation planning process in our area is being conducted in accordance with all applicable requirements.

**WHEREAS**, these requirements are comprised of:

- I. 23 U.S.C. 134, 49 U.S.C. 5303, and this subpart;
- II. In nonattainment and maintenance areas, sections 174 and 176 (c) and (d) of the Clean Air Act, as amended (42 U.S.C. 7504, 7506 (c) and (d)) and 40 CFR part 93;
- III. Title VI of the Civil Rights Act of 1964, as amended (42 U.S.C. 2000-d-1) and 49 CFR part 21;
- IV. 49 U.S.C. 5332, prohibiting discrimination on the basis of race, color, creed, national origin, sex or age in employment or business opportunity
- V. Section 1101(b) of the FAST Act (Pub. L. 109-59) and 49 CFR part 26 regarding the involvement of disadvantaged business enterprises in USDOT funded projects;
- VI. 23 CFR part 230, regarding the implementation of an equal employment opportunity program on Federal and Federal-aid highway construction contracts;
- VII. The provisions of the Americans with Disabilities Act of 1990 (42 U.S.C. 12101 et seq.) and 49 CFR parts 27, 37 and 38;
- VIII. The Older Americans Act, as amended (42 U.S.C. 6101), prohibiting discrimination on the basis of age in programs or activities receiving Federal financial assistance;
- IX. Section 324 of title 23 U.S.C. regarding the prohibition of discrimination based on gender and
- X. Section 504 of the Rehabilitation Act of 1973 (29 U.S.C. 794) and 49 CFR part 27 regarding discrimination against individuals with disabilities.

**NOW, THEREFORE, BE IT RESOLVED** that the Hagerstown/Eastern Panhandle Metropolitan Planning Organization hereby certify our area's transportation planning process in accordance with 23 CFR 450.334.

PASSED AND DULY ADOPTED this 16<sup>th</sup> day of August 2023.

HAGERSTOWN/EASTERN PANHANDLE



**Hagerstown/Eastern Panhandle Metropolitan Planning Organization**

33 W. Washington St., 4th Floor, Suite 402, Hagerstown, MD 21740


Phone: 240-313-2080, Fax: 240-313-2084

[www.hepmo.net](http://www.hepmo.net)

METROPOLITAN PLANNING ORGANIZATION

By

  
Kevin Cerrone, Chair

Attest: 



## **HEPMPO Self-Certification: Summary of Statutory Requirements**

### **Metropolitan Planning**

Maryland, West Virginia and HEPMPO shall certify to FHWA and FTA at least every four years that the planning process is addressing major issues facing their area and is being conducted in accordance with all applicable transportation planning requirements. The planning process will undergo joint review and evaluation by FHWA, FTA, and the respective State DOTs to determine if the process meets requirements.

The process for developing the Long Range Transportation Plan (LRTP) and programs shall provide for consideration of all modes of transportation and shall be continuing, cooperative and comprehensive to the degree appropriate, based on the complexity of the transportation problems to be solved.

### **HEPMPO Actions**

HEPMPO is the metropolitan planning organization (MPO) for Berkeley and Jefferson Counties, West Virginia and Washington County, Maryland. As the MPO, we are required by the federal government to bring local government, state transportation agencies and the public into the transportation decision making process. A range of stakeholders come together through HEPMPO to develop:

- Long Range Transportation Plan (LRTP) every four years;
- Unified Planning Work Program (UPWP) annually;
- Transportation Improvement Program (TIP) annually;
- Public Participation Plan (PPP); and
- special studies, as required.

Planning is done using a collaborative process that fosters involvement by the public and stakeholders, informs transportation decisions, reflects a community's vision, goals and objectives, considers a variety of alternative strategies and a diverse set of concerns, and accounts for all forms of transportation and their impacts. Guidance is provided through the Technical Advisory Committee (TAC) and the Air Quality Advisory Committee (AQAC) (an ad hoc subcommittee of the TAC).

### **Measures Prohibiting Discrimination and Exclusion, and Requiring Equal Opportunity**

#### **Title VI, Civil Rights Act of 1964**

Title VI prohibits exclusion from participation in, denial of benefits of, and discrimination under federally assisted programs on grounds of race, color, or national origin. Title VI assurance regulations were also executed by each State, prohibiting discrimination on the basis of sex or disability.

*[23 U.S.C. 324 and 29 U.S.C. 794]*

#### **Disadvantaged Business Enterprises (DBE)**

The DBE program ensures equal opportunity in transportation contracting markets, addresses the effects of discrimination in transportation contracting, and promotes increased participating in federally-funded contracts by small, socially and economically disadvantaged businesses, including minority- and women-owned enterprises. The statute provides that at least 10 percent of the amounts made available for any federal-

aid highways, mass transit, and transportation research and technology program be expended with certified DBEs.

*[MAP-21, Pub. L. 109-59, Sec. 1101(b); CFR 49, Subtitle A, Part 26]*

### **Americans with Disabilities Act of 1990 (ADA)**

Programs and activities funded with federal dollars are prohibited from discrimination based on disability. Compliance with the applicable regulations is a condition of receiving federal assistance from the DOT.

### **Older Americans Act**

Confirms opportunity for employment with no discriminatory personnel practices because of age. Also, the Older American Act Amendments of 2006 included provisions relating to transportation in Title III-B (Grants for State and Community Programs on Aging, Title IV [Technical Assistance and Innovation to Improve Transportation for Older Individuals], Title V [Senior Community Service Employment Program], and Title VI [Native American Aging Programs].

*[Pub. L. 89-73, as amended, and 42 U.S.C. 6101]*

### **Section 324 of 23 U.S.C.**

No one shall be denied participation in or benefits of any program or activity receiving federal assistance based on gender under Title 23.

### **Rehabilitation Act of 1973**

This law protects qualified individuals from discrimination based on their disability. The nondiscrimination requirements of the law apply to employers and organizations that receive financial assistance from any federal department or agency, including the U.S. Department of Health and Human Services (DHHS).

*[29 U.S.C. 794 and 49 CFR, Part 27]*

### **HEPMPO Actions**

It is the policy of HEPMPO to afford equal opportunity for participation in programs, activities and employment. All participation decisions are made without regard to race, color, age, sex, religion, national origin, ancestry, marital status, physical or mental handicap that can reasonably be accommodated, or status as a military veteran.

Public involvement is a key component of the transportation planning and programming process. A proactive public involvement process is one that provides complete information, timely public notice, and full public access to major transportation decisions, and supports early and continuing involvement of the public in developing transportation plans and programs.

It is the policy of HEPMPO to afford equal opportunity for employment. All employment decisions are made without regard to race, color, age, sex, religion, national origin, ancestry, marital status, physical or mental handicap that can be reasonably accommodated, or status as a military veteran.

As an agency, we are committed to incorporating Title VI throughout our planning process. Contracts with third-party firms, as well as our personnel manual, feature all federally-required non-discriminatory clauses and Disadvantaged Business Enterprises (DBE) assurances.

We are also asked to reach out to people who are traditionally left out of the transportation planning process, such as low-income and minority households. Periodically, the Public Participation Plan (PPP) undergoes an evaluation of its public participation activities and initiatives. The PPP is then revised or amended to enhance public participation in the transportation planning process. The PPP can be found online on HEPMPO's website.<sup>1</sup> HEPMPO must show if transportation investments are adversely impacting these populations and that improvements are equitably distributed. Our Environmental Justice (EJ) and Title VI initiatives seek to identify and mitigate the transportation burdens low-income and minority groups carry. It aims to direct spending into these communities, via our project prioritization process, to improve EJ public participation, as well as to plan for and help guide the implementation of community-based transportation projects.

HEPMPO is fully committed to the spirit and intent of the ADA legislation. To facilitate participation by people with disabilities, the following guidelines and activities apply:

- All HEPMPO public meetings and formal events will be held in facilities that are accessible to persons with disabilities;
- All documents available to the public will be provided in alternative formats for qualified individuals with disabilities; and
- Additional accommodations will be provided on an as-needed basis.

---

<sup>1</sup> [http://www.hepmo.net/PDF/HEPMPO\\_PublicParticipationPlan.pdf](http://www.hepmo.net/PDF/HEPMPO_PublicParticipationPlan.pdf)

## **APPENDIX C**

### **FY 2023-2026 TIP ADOPTION RESOLUTION(S)**



**Hagerstown/Eastern Panhandle Metropolitan Planning Organization**  
33 W. Washington St., 4th Floor, Suite 402, Hagerstown, MD 21740  
Phone: 240-313-2080, Fax: 240-313-2084  
www.hepmo.net

**RESOLUTION NUMBER 2022-13**

**A RESOLUTION BY THE HAGERSTOWN/EASTERN PANHANDLE  
METROPOLITAN PLANNING ORGANIZATION (HEPMO)  
ENDORSING THE TRANSPORTATION IMPROVEMENT PROGRAM  
(TIP) FOR FY 2023-2026**

**RECITALS**

**WHEREAS**, the MPO is required to develop a Transportation Improvement Program (TIP) in accordance with the requirements of the Infrastructure Investment and Jobs Act (IIJA); and

**WHEREAS**, the attached FY 2023-2026 TIP was developed in cooperation with the Maryland, West Virginia and Pennsylvania Departments of Transportation; and

**WHEREAS**, the attached FY 2023-2026 TIP was developed in accordance with HEPMO's Public Participation Plan which provides for significant opportunity for input in the planning process; and


**WHEREAS**, the MPO Technical Advisory Committee has reviewed the proposed Transportation Improvement Program and recommended adoption by the Interstate Council of the MPO; and

**WHEREAS**, the Interstate Council of the MPO has determined that the proposed FY 2023-2026 Transportation Improvement Program is consistent with its proposed plans and programs;

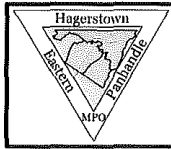
**NOW, THEREFORE, BE IT RESOLVED** by the Interstate Council of the Hagerstown-Eastern Panhandle Metropolitan Planning Organization that the Transportation Improvement Program for FY 2023-2026 is hereby adopted.

PASSED AND DULY ADOPTED after motion this 18<sup>th</sup> day of May 2022.

HAGERSTOWN/EASTERN PANHANDLE  
METROPOLITAN PLANNING ORGANIZATION

By   
Kevin Cerrone, Chair

Attest: 



**Hagerstown/Eastern Panhandle Metropolitan Planning Organization**  
33 W. Washington St., 4th Floor, Suite 402, Hagerstown, MD 21740  
Phone: 240-313-2080, Fax: 240-313-2084  
www.hepmo.net

**HAGERSTOWN/EASTERN PANHANDLE  
METROPOLITAN PLANNING ORGANIZATION (HEPMPO)**

**RESOLUTION # 2023 – 01**

**AMENDMENT TO THE 2023-2026 TRANSPORTATION IMPROVEMENT PROGRAM**

**WHEREAS**, the Hagerstown/Eastern Panhandle Metropolitan Planning Organization (HEPMPO) is the designated Metropolitan Planning Organization for the Hagerstown-MD-WV-PA urbanized area and region, and includes official representatives of the cities of Hagerstown and Martinsburg, the towns of Washington County and of Berkeley County, the counties of Berkeley, Jefferson and Washington as well as representatives of the Maryland Department of Transportation, the West Virginia Department of Transportation, Washington County Transit, and the Eastern Panhandle Transit Authority; and

**WHEREAS**, the Hagerstown/Eastern Panhandle Metropolitan Planning Organization, as the Metropolitan Planning Organization for the Hagerstown-MD-WV-PA urbanized area and region, approved the 2023-2026 Transportation Improvement Program at its May 18, 2022 meeting, with federal concurrence received July 6, 2022; and

**WHEREAS**, federal regulations require that all transportation-related projects must be listed in the approved Transportation Improvement Program with accurate funding schedules in order to be eligible for federal funding; and

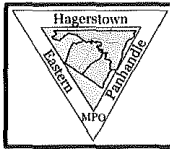
**WHEREAS**, the Transportation Improvement Program consists of projects included in, and in support of, the region's long-range transportation plan and ongoing short-range planning efforts; and

**WHEREAS**, the West Virginia Department of Transportation has requested approval of an amendment to the 2023-2026 Transportation Improvement Program through the approved Transportation Improvement Program amendment process; and

**WHEREAS**, the West Virginia Department of Transportation is requesting to amend four new projects: 1) Specks Run Rd Traffic Signal, 2) Lutz Avenue Traffic Signal, 3) Warm Springs Ave Traffic Signal and 4) VA Line – Charles Town Rd (Design/Build); and

**WHEREAS**, the Transportation Improvement Program, as amended, continues to display financial reasonableness and re-affirms the appropriate project selection criteria whereby all requirements for a Transportation Improvement Program in the Fixing America's Surface Transportation Act are met; and

**WHEREAS**, the proposed Transportation Improvement Program amendments were publicized for a 14-day review from August 3, 2022 to August 16, 2022. No comments were received on this project.



**Hagerstown/Eastern Panhandle Metropolitan Planning Organization**

33 W. Washington St., 4th Floor, Suite 402, Hagerstown, MD 21740

Phone: 240-313-2080, Fax: 240-313-2084

www.hepmo.net

**NOW, THEREFORE, BE IT RESOLVED** that the Hagerstown/Eastern Panhandle Metropolitan Planning Organization, approves the attached amendments to the 2021-2024 Transportation Improvement Program and finds them to conform to the applicable West Virginia State Implementation Plan and requirements of the 1990 Clean Air Act Amendments.

**I HEREBY CERTIFY** that the Hagerstown/Eastern Panhandle Metropolitan Planning Organization approved the aforementioned resolution on August 17, 2022.

8-17-22

Date

A handwritten signature in black ink, appearing to read "Kevin Cerrone", written over a horizontal line.

Kevin Cerrone, Chair

Hagerstown/Eastern Panhandle MPO

A handwritten signature in black ink, written over a horizontal line.

Attest



**Hagerstown/Eastern Panhandle Metropolitan Planning Organization**  
33 W. Washington St., 4th Floor, Suite 402, Hagerstown, MD 21740  
Phone: 240-313-2080, Fax: 240-313-2084  
www.hepmo.net

**HAGERSTOWN/EASTERN PANHANDLE  
METROPOLITAN PLANNING ORGANIZATION (HEPMPO)**

**RESOLUTION # 2023 – 02**

**AMENDMENT TO THE 2023-2026 TRANSPORTATION IMPROVEMENT PROGRAM**

**WHEREAS**, the Hagerstown/Eastern Panhandle Metropolitan Planning Organization (HEPMPO) is the designated Metropolitan Planning Organization for the Hagerstown-MD-WV-PA urbanized area and region, and includes official representatives of the cities of Hagerstown and Martinsburg, the towns of Washington County and of Berkeley County, the counties of Berkeley, Jefferson and Washington as well as representatives of the Maryland Department of Transportation, the West Virginia Department of Transportation, Washington County Transit, and the Eastern Panhandle Transit Authority; and

**WHEREAS**, the Hagerstown/Eastern Panhandle Metropolitan Planning Organization, as the Metropolitan Planning Organization for the Hagerstown-MD-WV-PA urbanized area and region, approved the 2023-2026 Transportation Improvement Program at its May 18, 2022 meeting, with federal concurrence received July 6, 2022; and

**WHEREAS**, federal regulations require that all transportation-related projects must be listed in the approved Transportation Improvement Program with accurate funding schedules in order to be eligible for federal funding; and

**WHEREAS**, the Transportation Improvement Program consists of projects included in, and in support of, the region's long-range transportation plan and ongoing short-range planning efforts; and

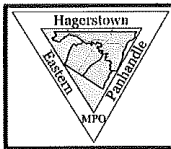
**WHEREAS**, the Maryland Department of Transportation State Highway Administration has requested approval of an amendment to the 2023-2026 Transportation Improvement Program through the approved Transportation Improvement Program amendment process; and

**WHEREAS**, the Maryland Department of Transportation State Highway Administration is requesting to amend one project: (1) I-81 Interchange Improvements at Maugans Avenue (I-81 Phase 4A); and

**WHEREAS**, the Transportation Improvement Program, as amended, continues to display financial reasonableness and re-affirms the appropriate project selection criteria whereby all requirements for a Transportation Improvement Program in the Fixing America's Surface Transportation Act are met; and

**WHEREAS**, the proposed Transportation Improvement Program amendments were publicized for a 14-day review from August 3, 2022 to August 16, 2022. No comments were received on this project.





**Hagerstown/Eastern Panhandle Metropolitan Planning Organization**

33 W. Washington St., 4th Floor, Suite 402, Hagerstown, MD 21740

Phone: 240-313-2080, Fax: 240-313-2084

www.hepmo.net

**NOW, THEREFORE, BE IT RESOLVED** that the Hagerstown/Eastern Panhandle Metropolitan Planning Organization, approves the attached amendments to the 2023-2026 Transportation Improvement Program and finds them to conform to the applicable West Virginia State Implementation Plan and requirements of the 1990 Clean Air Act Amendments.

**I HEREBY CERTIFY** that the Hagerstown/Eastern Panhandle Metropolitan Planning Organization approved the aforementioned resolution on August 17, 2022.

8-17-22

Date



Kevin Cerrone, Chair

Hagerstown/Eastern Panhandle MPO



Attest



**Hagerstown/Eastern Panhandle Metropolitan Planning Organization**  
33 W. Washington St., 4th Floor, Suite 402, Hagerstown, MD 21740  
Phone: 240-313-2080, Fax: 240-313-2084  
www.hepmo.net

**HAGERSTOWN/EASTERN PANHANDLE  
METROPOLITAN PLANNING ORGANIZATION (HEPMPO)**

**RESOLUTION # 2023 – 04**

**AMENDMENT TO THE 2023-2026 TRANSPORTATION IMPROVEMENT PROGRAM**

**WHEREAS**, the Hagerstown/Eastern Panhandle Metropolitan Planning Organization (HEPMPO) is the designated Metropolitan Planning Organization for the Hagerstown-MD-WV-PA urbanized area and region, and includes official representatives of the cities of Hagerstown and Martinsburg, the towns of Washington County and of Berkeley County, the counties of Berkeley, Jefferson and Washington as well as representatives of the Maryland Department of Transportation, the West Virginia Department of Transportation, Washington County Transit, and the Eastern Panhandle Transit Authority; and

**WHEREAS**, the Hagerstown/Eastern Panhandle Metropolitan Planning Organization, as the Metropolitan Planning Organization for the Hagerstown-MD-WV-PA urbanized area and region, approved the 2023-2026 Transportation Improvement Program at its May 18, 2022 meeting, with federal concurrence received July 6, 2022; and

**WHEREAS**, federal regulations require that all transportation-related projects must be listed in the approved Transportation Improvement Program with accurate funding schedules in order to be eligible for federal funding; and

**WHEREAS**, the Transportation Improvement Program consists of projects included in, and in support of, the region's long-range transportation plan and ongoing short-range planning efforts; and

**WHEREAS**, the Maryland Department of Transportation State Highway Administration has requested approval of an amendment to the 2023-2026 Transportation Improvement Program through the approved Transportation Improvement Program amendment process; and

**WHEREAS**, the Maryland Department of Transportation State Highway Administration is requesting to amend one project: (1) I-81 Interchange Improvements at Showalter Avenue (I-81 Phase 4B), Maugansville; and

**WHEREAS**, the Transportation Improvement Program, as amended, continues to display financial reasonableness and re-affirms the appropriate project selection criteria whereby all requirements for a Transportation Improvement Program in the Fixing America's Surface Transportation Act are met; and

**WHEREAS**, the proposed Transportation Improvement Program amendments were publicized for a 14-day review from October 5, 2022 to October 18, 2022. No comments were received on this project.



**Hagerstown/Eastern Panhandle Metropolitan Planning Organization**

33 W. Washington St., 4th Floor, Suite 402, Hagerstown, MD 21740

Phone: 240-313-2080, Fax: 240-313-2084

www.hepmo.net

**NOW, THEREFORE, BE IT RESOLVED** that the Hagerstown/Eastern Panhandle Metropolitan Planning Organization, approves the attached amendments to the 2023-2026 Transportation Improvement Program and finds them to conform to the applicable West Virginia State Implementation Plan and requirements of the 1990 Clean Air Act Amendments.

**I HEREBY CERTIFY** that the Hagerstown/Eastern Panhandle Metropolitan Planning Organization approved the aforementioned resolution on October 19, 2022.

10-19-22  
Date

  
Kevin Cerrone, Chair  
Hagerstown/Eastern Panhandle MPO

  
Attest



**Hagerstown/Eastern Panhandle Metropolitan Planning Organization**  
33 W. Washington St., 4th Floor, Suite 402, Hagerstown, MD 21740  
Phone: 240-313-2080, Fax: 240-313-2084  
[www.hepmo.net](http://www.hepmo.net)

**HAGERSTOWN/EASTERN PANHANDLE  
METROPOLITAN PLANNING ORGANIZATION (HEPMPO)**

**RESOLUTION # 2023 – 05**

**AMENDMENT TO THE 2023-2026 TRANSPORTATION IMPROVEMENT PROGRAM**

**WHEREAS**, the Hagerstown/Eastern Panhandle Metropolitan Planning Organization (HEPMPO) is the designated Metropolitan Planning Organization for the Hagerstown-MD-WV-PA urbanized area and region, and includes official representatives of the cities of Hagerstown and Martinsburg, the towns of Washington County and of Berkeley County, the counties of Berkeley, Jefferson and Washington as well as representatives of the Maryland Department of Transportation, the West Virginia Department of Transportation, Washington County Transit, and the Eastern Panhandle Transit Authority; and

**WHEREAS**, the Hagerstown/Eastern Panhandle Metropolitan Planning Organization, as the Metropolitan Planning Organization for the Hagerstown-MD-WV-PA urbanized area and region, approved the 2023-2026 Transportation Improvement Program at its May 18, 2022 meeting, with federal concurrence received July 6, 2022; and

**WHEREAS**, federal regulations require that all transportation-related projects must be listed in the approved Transportation Improvement Program with accurate funding schedules in order to be eligible for federal funding; and

**WHEREAS**, the Transportation Improvement Program consists of projects included in, and in support of, the region's long-range transportation plan and ongoing short-range planning efforts; and

**WHEREAS**, the Maryland Department of Transportation State Highway Administration has requested approval of an amendment to the 2023-2026 Transportation Improvement Program through the approved Transportation Improvement Program amendment process; and

**WHEREAS**, the Maryland Department of Transportation State Highway Administration is requesting to amend two projects: (1) I-68 Creek Road Bridges Replacement (2) Areawide Resurfacing and Rehabilitation; and

**WHEREAS**, the Transportation Improvement Program, as amended, continues to display financial reasonableness and re-affirms the appropriate project selection criteria whereby all requirements for a Transportation Improvement Program in the Fixing America's Surface Transportation Act are met; and

**WHEREAS**, the proposed Transportation Improvement Program amendments were publicized for a 14-day review from January 4, 2023 to January 17, 2023. No comments were received on this project.



**Hagerstown/Eastern Panhandle Metropolitan Planning Organization**

33 W. Washington St., 4th Floor, Suite 402, Hagerstown, MD 21740

Phone: 240-313-2080, Fax: 240-313-2084

www.hepmo.net

**NOW, THEREFORE, BE IT RESOLVED** that the Hagerstown/Eastern Panhandle Metropolitan Planning Organization, approves the attached amendments to the 2023-2026 Transportation Improvement Program and finds them to conform to the applicable West Virginia State Implementation Plan and requirements of the 1990 Clean Air Act Amendments.

**I HEREBY CERTIFY** that the Hagerstown/Eastern Panhandle Metropolitan Planning Organization approved the aforementioned resolution on January 18, 2023.

Jan. 18, 2023  
Date

Kevin Cerrone  
Kevin Cerrone, Chair  
Hagerstown/Eastern Panhandle MPO

Debra Sue Eckard  
Attest



**Hagerstown/Eastern Panhandle Metropolitan Planning Organization**  
33 W. Washington St., 4th Floor, Suite 402, Hagerstown, MD 21740  
Phone: 240-313-2080, Fax: 240-313-2084  
www.hepmo.net

**HAGERSTOWN/EASTERN PANHANDLE  
METROPOLITAN PLANNING ORGANIZATION (HEPMPO)**

**RESOLUTION # 2024 – 01**

**AMENDMENT TO THE 2023-2026 TRANSPORTATION IMPROVEMENT PROGRAM**

**WHEREAS**, the Hagerstown/Eastern Panhandle Metropolitan Planning Organization (HEPMPO) is the designated Metropolitan Planning Organization for the Hagerstown-MD-WV-PA-VA urbanized area and region, and includes official representatives of the cities of Hagerstown and Martinsburg, the towns of Washington County and of Berkeley County, the counties of Berkeley, Jefferson and Washington as well as representatives of the Maryland Department of Transportation, the West Virginia Department of Transportation, Washington County Transit, and the Eastern Panhandle Transit Authority; and

**WHEREAS**, the Hagerstown/Eastern Panhandle Metropolitan Planning Organization, as the Metropolitan Planning Organization for the Hagerstown-MD-WV-PA-VA urbanized area and region, approved the 2023-2026 Transportation Improvement Program at its May 18, 2022 meeting, with federal concurrence received June 3, 2022; and

**WHEREAS**, federal regulations require that all transportation-related projects must be listed in the approved Transportation Improvement Program with accurate funding schedules in order to be eligible for federal funding; and

**WHEREAS**, the Transportation Improvement Program consists of projects included in, and in support of, the region's long-range transportation plan and ongoing short-range planning efforts; and

**WHEREAS**, the West Virginia Department of Transportation has requested approval of an amendment to the 2023-2026 Transportation Improvement Program through the approved Transportation Improvement Program amendment process; and

**WHEREAS**, the West Virginia Department of Transportation is requesting to amend two projects: Jefferson Avenue Turn Lane & Traffic Signal and Hillside Drive Roundabout; and

**WHEREAS**, the Transportation Improvement Program, as amended, continues to display financial reasonableness and re-affirms the appropriate project selection criteria whereby all requirements for a Transportation Improvement Program in the Fixing America's Surface Transportation Act are met; and

**WHEREAS**, the proposed Transportation Improvement Program amendments were publicized for a 14-day review from August 2, 2023 to August 15, 2023. No comments were received on this project.

**NOW, THEREFORE, BE IT RESOLVED** that the Hagerstown/Eastern Panhandle Metropolitan Planning Organization, approves the attached amendments to the 2023-2026



**Hagerstown/Eastern Panhandle Metropolitan Planning Organization**

33 W. Washington St., 4th Floor, Suite 402, Hagerstown, MD 21740

Phone: 240-313-2080, Fax: 240-313-2084

www.hepmo.net

Transportation Improvement Program and finds them to conform to the applicable West Virginia State Implementation Plan and requirements of the 1990 Clean Air Act Amendments.

**I HEREBY CERTIFY** that the Hagerstown/Eastern Panhandle Metropolitan Planning Organization approved the aforementioned resolution on August 16, 2023.

8-16-23

Date

Kevin Cerrone, Chair

Hagerstown/Eastern Panhandle MPO

Attest



**Hagerstown/Eastern Panhandle Metropolitan Planning Organization**  
33 W. Washington St., 4th Floor, Suite 402, Hagerstown, MD 21740  
Phone: 240-313-2080, Fax: 240-313-2084  
[www.hepmo.net](http://www.hepmo.net)

**HAGERSTOWN/EASTERN PANHANDLE  
METROPOLITAN PLANNING ORGANIZATION (HEPMPO)**

**RESOLUTION # 2024 – 03**

**AMENDMENT TO THE 2023-2026 TRANSPORTATION IMPROVEMENT PROGRAM**

**WHEREAS**, the Hagerstown/Eastern Panhandle Metropolitan Planning Organization (HEPMPO) is the designated Metropolitan Planning Organization for the Hagerstown-MD-WV-PA-VA urbanized area and region, and includes official representatives of the cities of Hagerstown and Martinsburg, the towns of Washington County and of Berkeley County, the counties of Berkeley, Jefferson and Washington as well as representatives of the Maryland Department of Transportation, the West Virginia Department of Transportation, Washington County Transit, and the Eastern Panhandle Transit Authority; and

**WHEREAS**, the Hagerstown/Eastern Panhandle Metropolitan Planning Organization, as the Metropolitan Planning Organization for the Hagerstown-MD-WV-PA-VA urbanized area and region, approved the 2023-2026 Transportation Improvement Program at its May 18, 2022 meeting, with federal concurrence received June 3, 2022; and

**WHEREAS**, federal regulations require that all transportation-related projects must be listed in the approved Transportation Improvement Program with accurate funding schedules in order to be eligible for federal funding; and

**WHEREAS**, the Transportation Improvement Program consists of projects included in, and in support of, the region's long-range transportation plan and ongoing short-range planning efforts; and

**WHEREAS**, the West Virginia Department of Transportation has requested approval of an amendment to the 2023-2026 Transportation Improvement Program through the approved Transportation Improvement Program amendment process; and

**WHEREAS**, the West Virginia Department of Transportation is requesting to amend three projects: I-81 Welcome Centers & Overnight Truck Parking, Queen St @ Moler Ave Signal Renovation and Ped Upgrade and Maddex Square Ped Crossing; and

**WHEREAS**, the Transportation Improvement Program, as amended, continues to display financial reasonableness and re-affirms the appropriate project selection criteria whereby all requirements for a Transportation Improvement Program in the Fixing America's Surface Transportation Act are met; and

**WHEREAS**, the proposed Transportation Improvement Program amendments were publicized for a 14-day review from October 4, 2023 to October 17, 2023. No comments were received on this project.





**Hagerstown/Eastern Panhandle Metropolitan Planning Organization**

33 W. Washington St., 4th Floor, Suite 402, Hagerstown, MD 21740

Phone: 240-313-2080, Fax: 240-313-2084

[www.hepmo.net](http://www.hepmo.net)

**NOW, THEREFORE, BE IT RESOLVED** that the Hagerstown/Eastern Panhandle Metropolitan Planning Organization, approves the attached amendments to the 2023-2026 Transportation Improvement Program and finds them to conform to the applicable West Virginia State Implementation Plan and requirements of the 1990 Clean Air Act Amendments.

**I HEREBY CERTIFY** that the Hagerstown/Eastern Panhandle Metropolitan Planning Organization approved the aforementioned resolution on October 18, 2023.

10-18-23

Date

Kevin Cerrone, Chair

Hagerstown/Eastern Panhandle MPO

Attest



**Hagerstown/Eastern Panhandle Metropolitan Planning Organization**  
33 W. Washington St., 4th Floor, Suite 402, Hagerstown, MD 21740  
Phone: 240-313-2080, Fax: 240-313-2084  
[www.hepmo.net](http://www.hepmo.net)

**HAGERSTOWN/EASTERN PANHANDLE  
METROPOLITAN PLANNING ORGANIZATION (HEPMPO)**

**RESOLUTION # 2023 – 04**

**AMENDMENT TO THE 2023-2026 TRANSPORTATION IMPROVEMENT PROGRAM**

**WHEREAS**, the Hagerstown/Eastern Panhandle Metropolitan Planning Organization (HEPMPO) is the designated Metropolitan Planning Organization for the Hagerstown-MD-WV-PA urbanized area and region, and includes official representatives of the cities of Hagerstown and Martinsburg, the towns of Washington County and of Berkeley County, the counties of Berkeley, Jefferson and Washington as well as representatives of the Maryland Department of Transportation, the West Virginia Department of Transportation, Washington County Transit, and the Eastern Panhandle Transit Authority; and

**WHEREAS**, the Hagerstown/Eastern Panhandle Metropolitan Planning Organization, as the Metropolitan Planning Organization for the Hagerstown-MD-WV-PA urbanized area and region, approved the 2023-2026 Transportation Improvement Program at its May 18, 2022 meeting, with federal concurrence received July 6, 2022; and

**WHEREAS**, federal regulations require that all transportation-related projects must be listed in the approved Transportation Improvement Program with accurate funding schedules in order to be eligible for federal funding; and

**WHEREAS**, the Transportation Improvement Program consists of projects included in, and in support of, the region's long-range transportation plan and ongoing short-range planning efforts; and

**WHEREAS**, the Maryland Department of Transportation State Highway Administration has requested approval of an amendment to the 2023-2026 Transportation Improvement Program through the approved Transportation Improvement Program amendment process; and

**WHEREAS**, the Maryland Department of Transportation State Highway Administration is requesting to amend four projects: (1) Areawide Safety & Spot Improvements (2) Areawide Resurfacing and Rehabilitation (3) Areawide Bridge Replacement & Rehabilitation and (4) Areawide Congestion Management; and

**WHEREAS**, the Transportation Improvement Program, as amended, continues to display financial reasonableness and re-affirms the appropriate project selection criteria whereby all requirements for a Transportation Improvement Program in the Fixing America's Surface Transportation Act are met; and

**WHEREAS**, the proposed Transportation Improvement Program amendments were publicized for a 14-day review from October 4, 2023 to October 17, 2023. No comments were received on this project.



**Hagerstown/Eastern Panhandle Metropolitan Planning Organization**

33 W. Washington St., 4th Floor, Suite 402, Hagerstown, MD 21740

Phone: 240-313-2080, Fax: 240-313-2084

[www.hepmo.net](http://www.hepmo.net)

**NOW, THEREFORE, BE IT RESOLVED** that the Hagerstown/Eastern Panhandle Metropolitan Planning Organization, approves the attached amendments to the 2023-2026 Transportation Improvement Program and finds them to conform to the applicable West Virginia State Implementation Plan and requirements of the 1990 Clean Air Act Amendments.

**I HEREBY CERTIFY** that the Hagerstown/Eastern Panhandle Metropolitan Planning Organization approved the aforementioned resolution on October 18, 2023.

10-18-23

Date

Kevin Cerrone

Kevin Cerrone, Chair  
Hagerstown/Eastern Panhandle MPO

[Signature]

Attest





**Hagerstown/Eastern Panhandle Metropolitan Planning Organization**  
33 W. Washington St., 4th Floor, Suite 402, Hagerstown, MD 21740  
Phone: 240-313-2080, Fax: 240-313-2084  
www.hepmo.net

**HAGERSTOWN/EASTERN PANHANDLE  
METROPOLITAN PLANNING ORGANIZATION (HEPMPO)**

**RESOLUTION # 2024 – 05**

**AMENDMENT TO THE 2023-2026 TRANSPORTATION IMPROVEMENT PROGRAM**

**WHEREAS**, the Hagerstown/Eastern Panhandle Metropolitan Planning Organization (HEPMPO) is the designated Metropolitan Planning Organization for the Hagerstown-MD-WV-PA-VA urbanized area and region, and includes official representatives of the cities of Hagerstown and Martinsburg, the towns of Washington County and of Berkeley County, the counties of Berkeley, Jefferson and Washington as well as representatives of the Maryland Department of Transportation, the West Virginia Department of Transportation, Washington County Transit, and the Eastern Panhandle Transit Authority; and

**WHEREAS**, the Hagerstown/Eastern Panhandle Metropolitan Planning Organization, as the Metropolitan Planning Organization for the Hagerstown-MD-WV-PA-VA urbanized area and region, approved the 2023-2026 Transportation Improvement Program at its May 18, 2022 meeting, with federal concurrence received June 3, 2022; and

**WHEREAS**, federal regulations require that all transportation-related projects must be listed in the approved Transportation Improvement Program with accurate funding schedules in order to be eligible for federal funding; and

**WHEREAS**, the Transportation Improvement Program consists of projects included in, and in support of, the region's long-range transportation plan and ongoing short-range planning efforts; and

**WHEREAS**, the West Virginia Department of Transportation has requested approval of an amendment to the 2023-2026 Transportation Improvement Program through the approved Transportation Improvement Program amendment process; and

**WHEREAS**, the West Virginia Department of Transportation is requesting to amend one project: Flowing Springs Exit Lighting; and

**WHEREAS**, the Transportation Improvement Program, as amended, continues to display financial reasonableness and re-affirms the appropriate project selection criteria whereby all requirements for a Transportation Improvement Program in the Fixing America's Surface Transportation Act are met; and

**WHEREAS**, the proposed Transportation Improvement Program amendments were publicized for a 14-day review from January 3, 2024 to January 16, 2024. No comments were received on this project

**NOW, THEREFORE, BE IT RESOLVED** that the Hagerstown/Eastern Panhandle Metropolitan Planning Organization, approves the attached amendments to the 2023-2026



**Hagerstown/Eastern Panhandle Metropolitan Planning Organization**

33 W. Washington St., 4th Floor, Suite 402, Hagerstown, MD 21740

Phone: 240-313-2080, Fax: 240-313-2084

[www.hepmo.net](http://www.hepmo.net)

Transportation Improvement Program and finds them to conform to the applicable West Virginia State Implementation Plan and requirements of the 1990 Clean Air Act Amendments.

**I HEREBY CERTIFY** that the Hagerstown/Eastern Panhandle Metropolitan Planning Organization approved the aforementioned resolution on January 17, 2024.

1/17/24  
Date

  
Kevin Cerrone, Chair  
Hagerstown/Eastern Panhandle MPO

  
Attest

## **APPENDIX D**

### **MEMORANDUMS OF UNDERSTANDING AND PLANNING AGREEMENTS**

**MEMORANDUM OF UNDERSTANDING  
Coordination of the Transportation Planning Processes  
Between**

**Franklin County Metropolitan Planning Organization  
and  
Hagerstown/Eastern Panhandle Metropolitan Planning Organization**

**I. Background and Purpose**

- A. The Hagerstown/Eastern Panhandle Metropolitan Planning Organization (HEPMPO) and the Franklin County Metropolitan Planning Organization (Franklin MPO) recognize that the Hagerstown, Maryland, Urbanized Boundary extends into Franklin County, Pennsylvania. The purpose of this agreement is to define the roles and responsibilities of the Metropolitan Planning Organizations (MPOs).
- B. This agreement provides the framework for the responsibilities of the Franklin MPO and HEPMPPO in regard to the federally mandated transportation planning and programming for the Hagerstown Urbanized Area within Franklin County. Each MPO will coordinate with the other on planning and programming of studies and projects that will impact the economy, environment, transportation systems and quality of life for the citizens within their respective planning areas.

**II. General Points of Understanding and Agreement**

- A. We agree to collaborate in the planning, conduct and reporting of transportation related information at the state and regional levels. We agree to share information and plans in order to achieve the goals of state and regional transportation plans, and to assist, where appropriate, in the joint selection of projects, and improve the coordination of investment across borders.
- B. We agree to work together to achieve compliance with all federal planning regulations and guidance.
- C. We agree that staffs of both MPOs will meet as needed to review progress of cooperative efforts, to discuss key findings from program activities, and to discuss the scope, plans and implementation of activities under consideration for the next planning cycle.
- D. We agree that Franklin County will maintain a non-voting seat on the HEPMPPO Board and a representative from the HEPMPPO will have a non-voting seat on the Franklin County MPO Board.
- E. This agreement will be reviewed when either agency identifies the need for a review.



---

### III. Specific Points of Understanding and Agreement

#### A. MPO Boundary

1. We recognize the Franklin MPO Boundary is the entire County of Franklin.

#### B. Long Range Transportation Plans (LRTPs)

1. We recognize the currently adopted Franklin County Metropolitan Planning Organization Long Range Transportation Plan is the transportation plan for Franklin County, Pennsylvania. This includes the portion of the Hagerstown Urbanized Area in Franklin County.
2. We agree the Franklin MPO should address planning/programming needs of the Hagerstown Urbanized Area within Franklin County. Findings of the Franklin MPO concerning its portion of the Hagerstown Urbanized Area will be incorporated in the Long Range Transportation Plan for the Franklin MPO.

#### C. Transportation Improvement Program (TIP)

1. We agree to work together on planning and programming transportation projects for the Hagerstown Urbanized Area within Franklin County where applicable funds are spent on projects and programs that improve the transportation system. However, the Franklin County MPO will program the projects for the section of the Hagerstown Urbanized Area within Franklin County.

#### D. Unified Planning Work Program (UPWP)

1. The Franklin MPO will develop and submit a work plan for all work in the Hagerstown Urbanized Area within Franklin County.
2. To help ensure the continuity of federal funds and help support the planning process within the two existing MPO planning area boundaries, each agency agrees to abide by the methodology and process currently used to allocate planning funds to the respective MPOs.


#### E. Other Planning Activities

1. We agree to work together to identify the need for corridor projects that cross the MPO boundary.
2. We agree the Franklin MPO will address urban area boundary issues and review the functional classification of all public roads and streets within



Franklin County on a periodic basis. This review will be completed using the National Functional Classification System guidelines.


3. We agree to cooperate with planning and implementation of our respective management and monitoring systems, especially the congestion management processes (CMP) system.
4. We agree to coordinate air quality maintenance and conformity issues as they affect the regional attainment status and conformity of each MPO's Long Range Transportation Plan and Transportation Improvement Program. However, the Franklin County MPO will be responsible for air quality maintenance and conformity relative to the Hagerstown Urbanized Area within Franklin County.



Martin E. Brubaker, Chairman  
Hagerstown/Eastern Panhandle MPO

June 5, 2013

Date



Robert Thomas, Chairman  
Franklin County MPO

May 1, 2011

Date

**AGREEMENT AND  
MEMORANDUM OF UNDERSTANDING  
FOR  
COOPERATIVE TRANSPORTATION PLANNING  
BETWEEN  
HAGERSTOWN/EASTERN PANHANDLE METROPOLITAN PLANNING  
ORGANIZATION  
AND  
WASHINGTON COUNTY TRANSIT**

This Memorandum of Understanding is agreed and entered into on this day 9<sup>th</sup> day of March, 2017 between Hagerstown/Eastern Panhandle Metropolitan Planning Organization, hereinafter called HEPMPO, and Washington County Transit, hereinafter called WCT. This agreement specifies the roles and responsibilities of HEPMPO, the Metropolitan Planning Organization (MPO) for Washington County MD, Berkeley County WV, Jefferson County WV, Franklin County PA and WCT, the grantee, a publicly owned operator providing deviated route and demand response transit services for carrying out federal transportation planning and programming requirements for a continuing, cooperative and comprehensive transportation planning process.

This agreement provides the parameters for fulfilling the federal transportation planning requirements, and the cooperative effort between the agencies in meeting these requirements. This MOU specifically addresses the roles and responsibilities related to the development of the annual Unified Planning Work Program of a transit component, development of the local Transportation Improvement Program (TIP) and State Transportation Improvement Program (STIP), Air Quality Conformity Determinations, and the development and maintenance of the Multimodal Long Range Transportation Plan.

The roles and responsibilities of the cooperating agencies under this MOU are as follows:

**Section 1: Role and Responsibilities of HEPMPO**

- A. **Role:** To carry out the continuing, cooperative and comprehensive transportation planning process by providing the technical and administrative services necessary to fulfill all applicable federal transportation planning requirements.
- B. **Responsibilities:** In accordance with the current Statutory Planning and Programming Requirements in Fixing Americas Surface Transportation Act (FAST Act) and the previous legislation Moving Ahead for Progress in the 21<sup>st</sup> Century (MAP-21), as well as other federal and state regulations, HEPMPO is responsible for the following activity:
  - 1. Develop an annual Unified Planning Work Program and budget inclusive of a transit work element.
  - 2. Develop and maintain a fiscally constrained Long Range Multimodal Transportation Plan that addresses the planning factors identified in the transportation legislation. The Long Range Plan and Transportation Improvement Program will incorporate FAST Act and MAP-21 transit provisions including asset management and safety plans with recommendations developed by the transit agency.
  - 3. Develop and maintain a Transportation Improvement Program (TIP) for the HEPMPO metropolitan planning area inclusive of all highway and transit projects programmed during the TIP period consistent with the TIP/STIP guidelines and timeframes.
  - 4. Develop an annual listing of obligated projects from the previous fiscal year. The list is to be developed in conjunction with the state and transit provider and made available for public

Monday, May 01, 2017

review. HEPMPO will contact the transit agency to obtain the information.

5. Develop and maintain a public involvement/participation plan establishing a framework for soliciting public comments on all plans and programs developed by the HEPMPO. Within the plan are procedures and specific timeframes for posting notices and accepting comments relative to the Long Range Transportation Plan and Transportation Improvement Program.
6. HEPMPO may coordinate any plan development requirements initiated by the state to maintain a coordinated effort between public, private, and non-profit transportation service, human service providers and the general public. The project selection and funding requirements under the former New Freedom program was made optional under MAP-21. Participation in the planning process may be required for grant recipients under the Enhanced Mobility of Seniors and Individuals with Disabilities Program (5310).
7. Schedule board meetings with the Policy Board and Technical Advisory Committee. Meeting notices, agendas and proposed resolutions are provided to the board prior to each meeting for review.
8. Provide technical assistance to the local units of government and transit agencies cooperating in the transportation planning process.
9. Perform the required air quality conformity analysis and determination on all plans and programs developed by HEPMPO.
10. Coordinate with state, local units of government, and transit agency in the development of all plans, programs and policies established by HEPMPO.
11. HEPMPO in coordination with the state and transit agency will establish performance targets as required by the Federal Transit Administration's Transit Asset Management and Safety-Related Final Rules.

## **Section 2: Roles and Responsibilities of WCT**

**A. Role:** To provide deviated route and demand response transit service within the service areas of Washington County, Maryland. Participate in the transportation planning process to insure compliance with FAST Act transit provisions.

**B. Responsibilities:** Within the frame work of the transportation planning process WCT is represented on the HEPMPO Interstate Council (voting board) and the Technical Advisory Committee (non-voting). As a TAC member WCT provides the Policy Board with technical guidance when making policy decisions and coordinates with HEPMPO to ensure that transit issues are adequately addressed. The responsibilities of the WCT in the planning process are as follows:

1. To review the planning activity identified in the Unified Planning Work Program to insure that all transit planning emphasis areas are being met.
2. To participate in the development of the Long Range Multimodal Transportation Plan for the region providing transit program improvements, project cost estimates, and fiscal projections.
3. To Participate in the development and maintenance of the Transportation Improvement Program providing HEPMPO with the appropriate project information including capital and operating expenses covering the TIP period.
4. WCT will provide HEPMPO with a list of obligated transit projects from the previous fiscal year to fulfill the annual listing of projects requirement.
5. The transit agency will review public notices as they relate to transit activity to insure that program requirements are fulfilled.
6. As a public transit provider, WCT will serve as a stakeholder/committee member in the development and maintenance of the Coordinated Public Transit-Human Services Transportation Plan.
7. To attend HEPMPO meetings providing transit status reports as necessary.

Monday, May 01, 2017

8. To provide transit related data that supports plans and programs developed through the transportation planning process.
9. To provide the Policy Board with technical assistance that aides in policy decision making.
10. In coordination and cooperation with HEPMPO and the Maryland Transit Administration, WCT will participate in the establishment and maintenance of performance measures and targets.
11. The transit agency will be part of a group transit asset management plan that at a minimum includes capital inventories, condition assessments, and investment prioritization. The transit agency will develop a public safety plan that at a minimum includes safety risk identification and evaluation, minimizing exposure to hazards and performance targets. The information is to be shared with the HEPMPO for incorporation into the Long Range Transportation Plan.


### **Section 3: Amendments**

HEPMPO will continue to review any agreements with WCT to ensure that they continue to satisfy all planning requirements. HEPMPO and WCT may cooperatively amend any sections of this Agreement/MOU in accordance with any new or revised federal regulations. This Agreement/MOU shall remain in effect unless the HEPMPO and WCT terminate the MOU in writing.

Agreed to this 25<sup>th</sup> day of April, 2017  
By:



Matthew Mullenax, Executive Director  
Hagerstown/Eastern Panhandle Metropolitan Planning Organization



Kevin Cerrone, Director  
Washington County Transit

Monday, May 01, 2017

**AGREEMENT AND  
MEMORANDUM OF UNDERSTANDING  
FOR  
COOPERATIVE TRANSPORTATION PLANNING  
BETWEEN  
HAGERSTOWN/EASTERN PANHANDLE METROPOLITAN PLANNING  
ORGANIZATION  
AND  
EASTERN PANHANDLE TRANSIT AUTHORITY**

This Memorandum of Understanding is agreed and entered into on this day 13<sup>th</sup> day of January, 2022 between Hagerstown/Eastern Panhandle Metropolitan Planning Organization, hereinafter called HEPMPO, the Eastern Panhandle Transit Authority, hereinafter called EPTA. This agreement specifies the roles and responsibilities of HEPMPO, the Metropolitan Planning Organization (MPO) for Washington County MD, Berkeley County WV, Jefferson County WV, Franklin County PA and EPTA, the grantee, a publicly owned operator providing deviated route and demand response transit services for carrying out federal transportation planning and programming requirements for a continuing, cooperative and comprehensive transportation planning process.

This agreement provides the parameters for fulfilling the federal transportation planning requirements, and the cooperative effort between the agencies in meeting these requirements. This MOU specifically addresses the roles and responsibilities related to the development of the annual Unified Planning Work Program of a transit component, development of the local Transportation Improvement Program (TIP) and State Transportation Improvement Program (STIP), Air Quality Conformity Determinations, and the development and maintenance of the Multimodal Long Range Transportation Plan.

The roles and responsibilities of the cooperating agencies under this MOU are as follows:

**Section 1: Role and Responsibilities of HEPMPO**

- A. Role:** To carry out the continuing, cooperative and comprehensive transportation planning process by providing the technical and administrative services necessary to fulfill all applicable federal transportation planning requirements.
- B. Responsibilities:** In accordance with the current Statutory Planning and Programming Requirements in Fixing Americas Surface Transportation Act (Fast Act) and the previous legislation Moving Ahead for Progress in the 21<sup>st</sup> Century (MAP-21), as well as other federal and state regulations, HEPMPO is responsible for the following activity:
  - 1. Develop an annual Unified Planning Work Program and budget inclusive of a transit work element.
  - 2. Develop and maintain a fiscally constrained Long Range Multimodal Transportation Plan that addresses the planning factors identified in the transportation legislation. The Long Range Plan and Transportation Improvement Program will incorporate FAST Act and MAP-21 transit provisions including asset management and safety plans with recommendations developed by the transit agency.
  - 3. Develop and maintain a Transportation Improvement Program (TIP) for the HEPMPO metropolitan planning area inclusive of all highway and transit projects programmed during the TIP period consistent with the TIP/STIP guidelines and timeframes.

- review. HEPMPO will contact the transit agency to obtain the information.
5. Develop and maintain a public involvement/participation plan establishing a framework for soliciting public comments on all plans and programs developed by the HEPMPO. Within the plan are procedures and specific timeframes for posting notices and accepting comments relative to the Long Range Transportation Plan and Transportation Improvement Program. EPTA relies on the public participation process for the TIP to satisfy Section 5307 public involvement requirements for the POP.
  6. HEPMPO may coordinate any plan development requirements initiated by the state to maintain a coordinated effort between public, private, and non-profit transportation service, human service providers and the general public. The project selection and funding requirements under the former New Freedom program was made optional under MAP-21. Participation in the planning process may be required for grant recipients under the Enhanced Mobility of Seniors and Individuals with Disabilities Program (5310).
  7. Schedule board meetings with the Policy Board and Technical Advisory Committee. Meeting notices, agendas and proposed resolutions are provided to the board prior to each meeting for review.
  8. Provide technical assistance to the local units of government and transit agencies cooperating in the transportation planning process.
  9. Perform the required air quality conformity analysis and determination on all plans and programs developed by HEPMPO.
  10. Coordinate with state, local units of government, and transit agency in the development of all plans, programs and policies established by HEPMPO.
  11. HEPMPO in coordination with the state and transit agency will establish and maintain performance targets that address national performance measures issued by the U.S. DOT based on goals outlined in the law including transit safety and asset management.

## **Section 2: Roles and Responsibilities of EPTA**

- A. Role:** To provide deviated route and demand response transit service within the service areas of Berkeley & Jefferson Counties, West Virginia. Participate in the transportation planning process to insure compliance with FAST Act transit provisions.
- B. Responsibilities:** Within the frame work of the transportation planning process EPTA is represented on the HEPMPO Interstate Council (voting board) and the Technical Advisory Committee (non-voting). As a TAC member EPTA provides the Policy Board with technical guidance when making policy decisions and coordinates with HEPMPO to ensure that transit issues are adequately addressed. The responsibilities of the EPTA in the planning process are as follows:
  1. To review the planning activity identified in the Unified Planning Work Program to insure that all transit planning emphasis areas are being met.
  2. To participate in the development of the Long Range Multimodal Transportation Plan for the region providing transit program improvements, project cost estimates, and fiscal projections.
  3. To Participate in the development and maintenance of the Transportation Improvement Program providing HEPMPO with the appropriate project information including capital and operating expenses covering the TIP period.
  4. EPTA will provide HEPMPO with a list of obligated transit projects from the previous fiscal year to fulfill the annual listing of projects requirement.
  5. The transit agency will review public notices as they relate to transit activity to insure that program requirements are fulfilled.
  6. As a public transit provider, EPTA will serve as a stakeholder/committee member in the

development and maintenance of the Coordinated Public Transit-Human Services Transportation Plan.

7. To attend HEPMPO meetings providing transit status reports as necessary.
8. To provide transit related data that supports plans and programs developed through the transportation planning process.
9. To provide the Policy Board with technical assistance that aides in policy decision making.
10. In coordination and cooperation with HEPMPO and the state Division of Public Transit, EPTA will participate in the establishment and maintenance of performance measures and targets.
11. The transit agency will develop a transit asset management plan that at a minimum includes capital inventories, condition assessments, and investment prioritization. The transit agency will develop a public safety plan that at a minimum includes safety risk identification and evaluation, minimizing exposure to hazards and performance targets. The information is to be shared with the HEPMPO for incorporation into the Long Range Transportation Plan.

### **Section 3: Amendments**

HEPMPO will continue to review any agreements with EPTA to ensure that they continue to satisfy all planning requirements. HEPMPO and EPTA may cooperatively amend any sections of this Agreement/MOU in accordance with any new or revised federal regulations. This Agreement/MOU shall remain in effect unless the HEPMPO and EPTA terminate the MOU in writing.

Agreed to this 13<sup>th</sup> day of January, 2022

By:



Matthew Mullenax, Executive Director  
Hagerstown/Eastern Panhandle Metropolitan Planning Organization



Elaine Bartoldson, Director  
Eastern Panhandle Transit Authority



**MEMORANDUM OF UNDERSTANDING**  
**Coordination of the Transportation Planning Processes**  
**Between**

**Winchester-Frederick County (WinFred) Metropolitan Planning Organization (MPO)**  
**and**  
**Hagerstown/Eastern Panhandle (HEP) Metropolitan Planning Organization (MPO)**

**I. Background and Purpose**

A. The Hagerstown/Eastern Panhandle Metropolitan Planning Organization (HEPMPO) and the Winchester-Frederick County Metropolitan Planning Organization (WinFred MPO) recognize that the Hagerstown, Maryland, Urban Boundary extends into Frederick County, Virginia. The purpose of this agreement is to define the roles and responsibilities of the Metropolitan Planning Organizations (MPOs).

B. This agreement provides the framework for the responsibilities of the WinFred MPO and HEPMPO in regard to the federally mandated transportation planning and programming for the Hagerstown Urbanized Area within Frederick County. Each MPO will coordinate with the other on planning and programming of studies and projects that will impact the economy, environment, transportation systems and quality of life for the citizens within their respective planning areas.

**II. General Points of Understanding and Agreement**

A. We agree to collaborate in the planning, conduct and reporting of transportation related information at the state and regional levels. We agree to share information and plans to achieve the goals of state and regional transportation plans, and to assist, where appropriate, in the joint selection of projects, and improve the coordination of investment across borders.

B. We agree to work together to achieve compliance with all federal planning regulations and guidance.

C. We agree that staff of both MPOs will meet as needed to review progress of cooperative efforts, to discuss key findings from program activities, and to discuss the scope, plans and implementation of activities under consideration for the next planning cycle.

D. We agree that Frederick County will maintain a non-voting seat on the HEPMPO Board and a representative from the HEPMPO will have a non-voting seat on the WinFred MPO Board.

E. This agreement will be reviewed when either agency identifies the need for a review.



### III. Specific Points of Understanding and Agreement

#### A. MPO Boundary

1. We recognize the WinFred MPO boundary is the eastern portion of Frederick County and the City of Winchester.

#### B. Metropolitan Transportation Plans (MTPs)

1. We recognize the currently adopted WinFred MPO Metropolitan Transportation Plan is the transportation plan for WinFred MPO. This includes the portion of the Hagerstown Urbanized Area in Frederick County.

2. We agree the WinFred MPO should address planning/programming needs of the Hagerstown Urbanized Area within Frederick County. Findings of the WinFred MPO concerning its portion of the Hagerstown Urbanized Area will be incorporated in the Metropolitan Transportation Plan for the WinFred MPO.

#### C. Transportation Improvement Program (TIP)

1. We agree to work together on planning and programming transportation projects for the Hagerstown Urbanized Area within Frederick County where applicable funds are spent on projects and programs that improve the transportation system. However, the WinFred MPO will program the projects for the section of the Hagerstown Urbanized Area within Frederick County.

#### D. Unified Planning Work Program (UPWP)

1. The WinFred MPO will develop and submit a work plan for all work in the Hagerstown Urbanized Area within Frederick County.

2. To help ensure the continuity of federal funds and help support the planning process within the two existing MPO planning area boundaries, each agency agrees to abide by the methodology and process currently used to allocate planning funds to the respective MPOs.

#### E. Other Planning Activities

1. We agree to work together to identify the need for corridor projects that cross the MPO boundary.

2. We agree the WinFred MPO will address urban area boundary issues and VDOT review the functional classification of all public roads and streets within Frederick County on a periodic basis. This review will be completed using the National Functional Classification System guidelines.

3. We agree to coordinate air quality maintenance and conformity issues as they affect the regional attainment status and conformity of each MPO's Metropolitan Transportation Plan and Transportation Improvement Program. However, the WinFred MPO will be responsible for air quality maintenance and conformity relative to the Hagerstown Urbanized Area within Frederick County.



Judith McCann-Slaughter, Chair  
Winchester Frederick County MPO

9-26-2023

Date



Kevin D. Cerrone, Chair  
Hagerstown/Eastern Panhandle  
MPO

10-18-23

Date

## **APPENDIX E**

### **PERFORMANCE MEASURE RESOLUTIONS**



**Hagerstown/Eastern Panhandle Metropolitan Planning Organization**  
33 W. Washington St., 4th Floor, Suite 402, Hagerstown, MD 21740  
Phone: 240-313-2080, Fax: 240-313-2084  
www.hepmo.net

**RESOLUTION NUMBER 2021-07**

**A RESOLUTION BY THE HAGERSTOWN/EASTERN PANHANDLE  
METROPOLITAN PLANNING ORGANIZATION (HEPMPO)**

**ADOPTION OF MARYLAND HIGHWAY PERFORMANCE MEASURE TARGETS**

**RECITALS**

**WHEREAS** the HEPMPO partners with the Maryland Department of Transportation, the Federal Highway Administration, and the Federal Transit Administration to develop short term planning studies and long term multi-modal metropolitan transportation plans through a "continuous, cooperative and comprehensive planning program" that identify and address the transportation needs of our community in an open collaborative process that builds community consensus; and

**WHEREAS**, Federal surface transportation legislation, beginning with MAP-21 in 2012 and continued in the FAST Act, established performance requirements for States and MPOs under the Transportation Performance Management (TPM) program; and

**WHEREAS**, Maryland Department of Transportation coordinated with HEPMPO on the development of their Strategic Highway Safety Plan and targets for five safety performance measures: (1) fatalities, (2) rate of fatalities (3) number of serious injuries (4) rate of serious injuries and (5) number of non-motorized fatalities and non-motorized serious injuries; and

**WHEREAS**, HEPMPO is a multi-state metropolitan planning organization that will adopt the highway safety targets of both Maryland and West Virginia for each State's respective portions of the planning area; and

**WHEREAS**, HEPMPO will report baseline safety performance and progress toward achieving the targets in the system performance report of the Long Range Transportation Plan (LRTP); and

**WHEREAS**, HEPMPO agrees to plan and program projects in the Transportation Improvement Program (TIP) to accomplish the State's targets; and

**WHEREAS**, HEPMPO will provide this resolution (and future ones) as a mutually agreed-upon way to report targets to State;

**NOW THEREFORE BE IT RESOLVED** that the Hagerstown/Eastern Panhandle MPO adopts the State of Maryland's highway safety targets.

PASSED AND DULY ADOPTED this 20<sup>th</sup> day of January 2021.

HAGERSTOWN/EASTERN PANHANDLE  
METROPOLITAN PLANNING ORGANIZATION



**Hagerstown/Eastern Panhandle Metropolitan Planning Organization**  
33 W. Washington St., 4th Floor, Suite 402, Hagerstown, MD 21740  
Phone: 240-313-2080, Fax: 240-313-2084  
[www.hepmo.net](http://www.hepmo.net)

By

*Elaine C. Mauck*

Elaine C. Mauck, Chair

Attest:

*[Signature]*



**Hagerstown/Eastern Panhandle Metropolitan Planning Organization**  
33 W. Washington St., 4th Floor, Suite 402, Hagerstown, MD 21740  
Phone: 240-313-2080, Fax: 240-313-2084  
www.hepmo.net

**RESOLUTION NUMBER 2021-08**

**A RESOLUTION BY THE HAGERSTOWN/EASTERN PANHANDLE  
METROPOLITAN PLANNING ORGANIZATION (HEPMPO)**

**ADOPTION OF WEST VIRGINIA BRIDGE AND PAVEMENT CONDITION  
PERFORMANCE MEASURE TARGETS**

**RECITALS**

**WHEREAS** the HEPMPO partners with the West Virginia Department of Transportation, the Federal Highway Administration, and the Federal Transit Administration to develop short term planning studies and long term multi-modal metropolitan transportation plans through a "continuous, cooperative and comprehensive planning program" that identify and address the transportation needs of our community in an open collaborative process that builds community consensus; and

**WHEREAS**, Federal surface transportation legislation, beginning with MAP-21 in 2012 and continued in the FAST Act, established performance requirements for States and MPOs under the Transportation Performance Management (TPM) program; and

**WHEREAS**, West Virginia Department of Transportation coordinated with HEPMPO on the development of their targets for six bridge and pavement condition performance measures: (1) percent of pavements in good condition on the Interstate system, (2) percent of pavements in good condition on the non-Interstate National Highway System, (3) percent of pavements in poor condition on the Interstate system, (4) percent of pavements in poor condition on the non-Interstate National Highway System, (5) percent of bridges in good condition on the National Highway System and (6) percent of bridges in poor condition on the National Highway System; and

**WHEREAS**, HEPMPO is a multi-state metropolitan planning organization that will adopt the National Highway System infrastructure conditions targets of both Maryland and West Virginia for each State's respective portions of the planning area; and

**WHEREAS**, HEPMPO will report baseline performance and progress toward achieving the targets in the system performance report of the Long Range Transportation Plan (LRTP); and

**WHEREAS**, HEPMPO agrees to plan and program projects in the Transportation Improvement Program (TIP) to accomplish the State's targets; and

**WHEREAS**, HEPMPO will provide this resolution (and future ones) as a mutually agreed-upon way to report targets to State;

**NOW THEREFORE BE IT RESOLVED** that the Hagerstown/Eastern Panhandle MPO adopts the State of West Virginia's National Highway System infrastructure conditions, bridge and pavement, targets.





**Hagerstown/Eastern Panhandle Metropolitan Planning Organization**  
33 W. Washington St., 4th Floor, Suite 402, Hagerstown, MD 21740  
Phone: 240-313-2080, Fax: 240-313-2084  
[www.hepmo.net](http://www.hepmo.net)

PASSED AND DULY ADOPTED this 20<sup>th</sup> day of January 2021.

HAGERSTOWN/EASTERN PANHANDLE  
METROPOLITAN PLANNING ORGANIZATION

By

  
Elaine C. Mauck, Chair

Attest:





**Hagerstown/Eastern Panhandle Metropolitan Planning Organization**

33 W. Washington St., 4th Floor, Suite 402, Hagerstown, MD 21740

Phone: 240-313-2080, Fax: 240-313-2084

www.hepmo.net

**RESOLUTION NUMBER 2021-09**

**A RESOLUTION BY THE HAGERSTOWN/EASTERN PANHANDLE  
METROPOLITAN PLANNING ORGANIZATION (HEPMPO)**

**ADOPTION OF MARYLAND BRIDGE AND PAVEMENT CONDITION  
PERFORMANCE MEASURE TARGETS**

**RECITALS**

**WHEREAS** the HEPMPO partners with the Maryland Department of Transportation, the Federal Highway Administration, and the Federal Transit Administration to develop short term planning studies and long term multi-modal metropolitan transportation plans through a "continuous, cooperative and comprehensive planning program" that identify and address the transportation needs of our community in an open collaborative process that builds community consensus; and

**WHEREAS**, Federal surface transportation legislation, beginning with MAP-21 in 2012 and continued in the FAST Act, established performance requirements for States and MPOs under the Transportation Performance Management (TPM) program; and

**WHEREAS**, Maryland Department of Transportation coordinated with HEPMPO on the development of their targets for six bridge and pavement condition performance measures: (1) percent of pavements in good condition on the Interstate system, (2) percent of pavements in good condition on the non-Interstate National Highway System, (3) percent of pavements in poor condition on the Interstate system, (4) percent of pavements in poor condition on the non-Interstate National Highway System, (5) percent of bridges in good condition on the National Highway System and (6) percent of bridges in poor condition on the National Highway System; and

**WHEREAS**, HEPMPO is a multi-state metropolitan planning organization that will adopt the National Highway System infrastructure conditions targets of both Maryland and West Virginia for each State's respective portions of the planning area; and

**WHEREAS**, HEPMPO will report baseline performance and progress toward achieving the targets in the system performance report of the Long Range Transportation Plan (LRTP); and

**WHEREAS**, HEPMPO agrees to plan and program projects in the Transportation Improvement Program (TIP) to accomplish the State's targets; and

**WHEREAS**, HEPMPO will provide this resolution (and future ones) as a mutually agreed-upon way to report targets to State;

**NOW THEREFORE BE IT RESOLVED** that the Hagerstown/Eastern Panhandle MPO adopts the State of Maryland's National Highway System infrastructure conditions, bridge and pavement, targets.



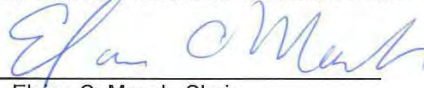


**Hagerstown/Eastern Panhandle Metropolitan Planning Organization**  
33 W. Washington St., 4th Floor, Suite 402, Hagerstown, MD 21740  
Phone: 240-313-2080, Fax: 240-313-2084  
www.hepmo.net

PASSED AND DULY ADOPTED this 20<sup>th</sup> day of January 2021.

HAGERSTOWN/EASTERN PANHANDLE  
METROPOLITAN PLANNING ORGANIZATION

By

  
Elaine C. Mauck, Chair

Attest:





**Hagerstown/Eastern Panhandle Metropolitan Planning Organization**

33 W. Washington St., 4th Floor, Suite 402, Hagerstown, MD 21740

Phone: 240-313-2080, Fax: 240-313-2084

www.hepmo.net

**RESOLUTION NUMBER 2021-10**

**A RESOLUTION BY THE HAGERSTOWN/EASTERN PANHANDLE  
METROPOLITAN PLANNING ORGANIZATION (HEPMPO)**

**ADOPTION OF WEST VIRGINIA SYSTEM PERFORMANCE/FREIGHT/CMAQ  
PERFORMANCE MEASURE TARGETS**

**RECITALS**

**WHEREAS** the HEPMPO partners with the West Virginia Department of Transportation, the Federal Highway Administration, and the Federal Transit Administration to develop short term planning studies and long term multi-modal metropolitan transportation plans through a "continuous, cooperative and comprehensive planning program" that identify and address the transportation needs of our community in an open collaborative process that builds community consensus; and

**WHEREAS**, Federal surface transportation legislation, beginning with MAP-21 in 2012 and continued in the FAST Act, established performance requirements for States and MPOs under the Transportation Performance Management (TPM) program; and

**WHEREAS**, West Virginia Department of Transportation coordinated with HEPMPO on the development of their three applicable system performance/freight/CMAQ performance measures: (1) percent of the Person-Miles Traveled on the Interstate That Are Reliable, (2) percent of the Person-Miles Traveled on the non-Interstate National Highway System That Are Reliable, (3) Truck Travel Time Reliability Index; and

**WHEREAS**, HEPMPO is a multi-state metropolitan planning organization that will adopt the applicable system performance/freight/CMAQ performance targets required for the HEPMPO planning area of both Maryland and West Virginia for each State's respective portions of the planning area; and

**WHEREAS**, HEPMPO will report baseline performance and progress toward achieving the targets in the system performance report of the Long Range Transportation Plan (LRTP); and

**WHEREAS**, HEPMPO agrees to plan and program projects in the Transportation Improvement Program (TIP) to accomplish the State's targets; and

**WHEREAS**, HEPMPO will provide this resolution (and future ones) as a mutually agreed-upon way to report targets to State;

**NOW THEREFORE BE IT RESOLVED** that the Hagerstown/Eastern Panhandle MPO adopts the State of West Virginia's system performance/freight/CMAQ targets.

PASSED AND DULY ADOPTED this 20<sup>th</sup> day of January 2021.



**Hagerstown/Eastern Panhandle Metropolitan Planning Organization**


33 W. Washington St., 4th Floor, Suite 402, Hagerstown, MD 21740

Phone: 240-313-2080, Fax: 240-313-2084

[www.hepmo.net](http://www.hepmo.net)

HAGERSTOWN/EASTERN PANHANDLE  
METROPOLITAN PLANNING ORGANIZATION

By

  
Elaine C. Mauck, Chair

Attest:





**Hagerstown/Eastern Panhandle Metropolitan Planning Organization**

33 W. Washington St., 4th Floor, Suite 402, Hagerstown, MD 21740

Phone: 240-313-2080, Fax: 240-313-2084

www.hepmo.net

**RESOLUTION NUMBER 2021-11**

**A RESOLUTION BY THE HAGERSTOWN/EASTERN PANHANDLE  
METROPOLITAN PLANNING ORGANIZATION (HEPMPO)**

**ADOPTION OF MARYLAND SYSTEM PERFORMANCE/FREIGHT/CMAQ  
PERFORMANCE MEASURE TARGETS**

**RECITALS**

**WHEREAS** the HEPMPO partners with the Maryland Department of Transportation, the Federal Highway Administration, and the Federal Transit Administration to develop short term planning studies and long term multi-modal metropolitan transportation plans through a "continuous, cooperative and comprehensive planning program" that identify and address the transportation needs of our community in an open collaborative process that builds community consensus; and

**WHEREAS**, Federal surface transportation legislation, beginning with MAP-21 in 2012 and continued in the FAST Act, established performance requirements for States and MPOs under the Transportation Performance Management (TPM) program; and

**WHEREAS**, Maryland Department of Transportation coordinated with HEPMPO on the development of their three applicable system performance/freight/CMAQ performance measures: (1) percent of the Person-Miles Traveled on the Interstate That Are Reliable, (2) percent of the Person-Miles Traveled on the non-Interstate National Highway System That Are Reliable, (3) Truck Travel Time Reliability Index; and

**WHEREAS**, HEPMPO is a multi-state metropolitan planning organization that will adopt the applicable system performance/freight/CMAQ performance targets required for the HEPMPO planning area of both Maryland and West Virginia for each State's respective portions of the planning area; and

**WHEREAS**, HEPMPO will report baseline performance and progress toward achieving the targets in the system performance report of the Long Range Transportation Plan (LRTP); and

**WHEREAS**, HEPMPO agrees to plan and program projects in the Transportation Improvement Program (TIP) to accomplish the State's targets; and

**WHEREAS**, HEPMPO will provide this resolution (and future ones) as a mutually agreed-upon way to report targets to State;

**NOW THEREFORE BE IT RESOLVED** that the Hagerstown/Eastern Panhandle MPO adopts the State of Maryland's system performance/freight/CMAQ targets.

PASSED AND DULY ADOPTED this 20<sup>th</sup> day of January 2021.





**Hagerstown/Eastern Panhandle Metropolitan Planning Organization**

33 W. Washington St., 4th Floor, Suite 402, Hagerstown, MD 21740

Phone: 240-313-2080, Fax: 240-313-2084

[www.hepmo.net](http://www.hepmo.net)

HAGERSTOWN/EASTERN PANHANDLE  
METROPOLITAN PLANNING ORGANIZATION

By

Elaine C. Mauck, Chair

Attest:



**Hagerstown/Eastern Panhandle Metropolitan Planning Organization**  
33 W. Washington St., 4th Floor, Suite 402, Hagerstown, MD 21740  
Phone: 240-313-2080, Fax: 240-313-2084  
[www.hepmo.net](http://www.hepmo.net)

**RESOLUTION NUMBER 2022-06**

**A RESOLUTION BY THE HAGERSTOWN/EASTERN PANHANDLE  
METROPOLITAN PLANNING ORGANIZATION (HEPMPO)**

**ADOPTION OF WEST VIRGINIA HIGHWAY PERFORMANCE MEASURE TARGETS**

**RECITALS**

**WHEREAS** the HEPMPO partners with the West Virginia Department of Transportation, the Federal Highway Administration, and the Federal Transit Administration to develop short term planning studies and long term multi-modal metropolitan transportation plans through a "continuous, cooperative and comprehensive planning program" that identify and address the transportation needs of our community in an open collaborative process that builds community consensus; and

**WHEREAS**, Federal surface transportation legislation, beginning with MAP-21 in 2012 and continued in the FAST Act, established performance requirements for States and MPOs under the Transportation Performance Management (TPM) program; and

**WHEREAS**, West Virginia Department of Transportation coordinated with HEPMPO on the development of their Strategic Highway Safety Plan and targets for five safety performance measures: (1) fatalities, (2) rate of fatalities (3) number of serious injuries (4) rate of serious injuries and (5) number of non-motorized fatalities and non-motorized serious injuries; and

**WHEREAS**, HEPMPO is a multi-state metropolitan planning organization that will adopt the highway safety targets of both Maryland and West Virginia for each State's respective portions of the planning area; and

**WHEREAS**, HEPMPO will report baseline safety performance and progress toward achieving the targets in the system performance report of the Long Range Transportation Plan (LRTP); and

**WHEREAS**, HEPMPO agrees to plan and program projects in the Transportation Improvement Program (TIP) to accomplish the State's targets; and

**WHEREAS**, HEPMPO will provide this resolution (and future ones) as a mutually agreed-upon way to report targets to State;

**NOW THEREFORE BE IT RESOLVED** that the Hagerstown/Eastern Panhandle MPO adopts the State of West Virginia's highway safety targets.

PASSED AND DULY ADOPTED this 20<sup>th</sup> day of October 2021.

HAGERSTOWN/EASTERN PANHANDLE  
METROPOLITAN PLANNING ORGANIZATION



**Hagerstown/Eastern Panhandle Metropolitan Planning Organization**

33 W. Washington St., 4th Floor, Suite 402, Hagerstown, MD 21740

Phone: 240-313-2080, Fax: 240-313-2084

[www.hepmo.net](http://www.hepmo.net)

By



Mark Baldwin, Chair

Attest:





**Hagerstown/Eastern Panhandle Metropolitan Planning Organization**  
33 W. Washington St., 4th Floor, Suite 402, Hagerstown, MD 21740  
Phone: 240-313-2080, Fax: 240-313-2084  
www.hepmo.net

**RESOLUTION NUMBER 2022-09**

**A RESOLUTION BY THE HAGERSTOWN/EASTERN PANHANDLE  
METROPOLITAN PLANNING ORGANIZATION (HEPMPO)**

**ADOPTION OF MARYLAND HIGHWAY PERFORMANCE MEASURE TARGETS**

**RECITALS**

**WHEREAS** the HEPMPO partners with the Maryland Department of Transportation, the Federal Highway Administration, and the Federal Transit Administration to develop short term planning studies and long term multi-modal metropolitan transportation plans through a "continuous, cooperative and comprehensive planning program" that identify and address the transportation needs of our community in an open collaborative process that builds community consensus; and

**WHEREAS**, Federal surface transportation legislation, beginning with MAP-21 in 2012 and continued in the Infrastructure Investment and Jobs Act (IIJA), established performance requirements for States and MPOs under the Transportation Performance Management (TPM) program; and

**WHEREAS**, Maryland Department of Transportation coordinated with HEPMPO on the development of their Strategic Highway Safety Plan and targets for five safety performance measures: (1) fatalities, (2) rate of fatalities (3) number of serious injuries (4) rate of serious injuries and (5) number of non-motorized fatalities and non-motorized serious injuries; and

**WHEREAS**, HEPMPO is a multi-state metropolitan planning organization that will adopt the highway safety targets of both Maryland and West Virginia for each State's respective portions of the planning area; and

**WHEREAS**, HEPMPO will report baseline safety performance and progress toward achieving the targets in the system performance report of the Long Range Transportation Plan (LRTP); and

**WHEREAS**, HEPMPO agrees to plan and program projects in the Transportation Improvement Program (TIP) to accomplish the State's targets; and

**WHEREAS**, HEPMPO will provide this resolution (and future ones) as a mutually agreed-upon way to report targets to State;

**NOW THEREFORE BE IT RESOLVED** that the Hagerstown/Eastern Panhandle MPO adopts the State of Maryland's highway safety targets.

PASSED AND DULY ADOPTED this 2<sup>nd</sup> day of February 2022.

HAGERSTOWN/EASTERN PANHANDLE





**Hagerstown/Eastern Panhandle Metropolitan Planning Organization**  
33 W. Washington St., 4th Floor, Suite 402, Hagerstown, MD 21740  
Phone: 240-313-2080, Fax: 240-313-2084  
[www.hepmo.net](http://www.hepmo.net)

METROPOLITAN PLANNING ORGANIZATION

2/4/2022  
Date

Mark Baldwin  
Mark Baldwin, Chair  
Hagerstown/Eastern Panhandle MPO

Debra L. Eppard  
Attest



**Hagerstown/Eastern Panhandle Metropolitan Planning Organization**  
33 W. Washington St., 4th Floor, Suite 402, Hagerstown, MD 21740  
Phone: 240-313-2080, Fax: 240-313-2084  
www.hepmo.net

**RESOLUTION NUMBER 2023-06**

**A RESOLUTION BY THE HAGERSTOWN/EASTERN PANHANDLE  
METROPOLITAN PLANNING ORGANIZATION (HEPMPO)**

**ADOPTION OF MARYLAND HIGHWAY PERFORMANCE MEASURE TARGETS**

**RECITALS**

**WHEREAS** the HEPMPO partners with the Maryland Department of Transportation, the Federal Highway Administration, and the Federal Transit Administration to develop short term planning studies and long term multi-modal metropolitan transportation plans through a "continuous, cooperative and comprehensive planning program" that identify and address the transportation needs of our community in an open collaborative process that builds community consensus; and

**WHEREAS**, Federal surface transportation legislation, beginning with MAP-21 in 2012 and continued in the Infrastructure Investment and Jobs Act (IIJA), established performance requirements for States and MPOs under the Transportation Performance Management (TPM) program; and

**WHEREAS**, Maryland Department of Transportation coordinated with HEPMPO on the development of their Strategic Highway Safety Plan and targets for five safety performance measures: (1) fatalities, (2) rate of fatalities (3) number of serious injuries (4) rate of serious injuries and (5) number of non-motorized fatalities and non-motorized serious injuries; and

**WHEREAS**, HEPMPO is a multi-state metropolitan planning organization that will adopt the highway safety targets of both Maryland and West Virginia for each State's respective portions of the planning area; and

**WHEREAS**, HEPMPO will report baseline safety performance and progress toward achieving the targets in the system performance report of the Long Range Transportation Plan (LRTP); and

**WHEREAS**, HEPMPO agrees to plan and program projects in the Transportation Improvement Program (TIP) to accomplish the State's targets; and

**WHEREAS**, HEPMPO will provide this resolution (and future ones) as a mutually agreed-upon way to report targets to State;

**NOW THEREFORE BE IT RESOLVED** that the Hagerstown/Eastern Panhandle MPO adopts the State of Maryland's highway safety targets.

PASSED AND DULY ADOPTED this 18<sup>th</sup> day of January 2023.

HAGERSTOWN/EASTERN PANHANDLE



**Hagerstown/Eastern Panhandle Metropolitan Planning Organization**

33 W. Washington St., 4th Floor, Suite 402, Hagerstown, MD 21740

Phone: 240-313-2080, Fax: 240-313-2084

[www.hepmpo.net](http://www.hepmpo.net)

METROPOLITAN PLANNING ORGANIZATION

By

*Kevin Cerrone*  
Kevin Cerrone, Chair

Attest: *Heather Sue Eckard*



**Hagerstown/Eastern Panhandle Metropolitan Planning Organization**  
33 W. Washington St., 4th Floor, Suite 402, Hagerstown, MD 21740  
Phone: 240-313-2080, Fax: 240-313-2084  
[www.hepmo.net](http://www.hepmo.net)

**RESOLUTION NUMBER 2023-07**

**A RESOLUTION BY THE HAGERSTOWN/EASTERN PANHANDLE  
METROPOLITAN PLANNING ORGANIZATION (HEPMPO)**

**ADOPTION OF MARYLAND BRIDGE AND PAVEMENT CONDITION  
PERFORMANCE MEASURE TARGETS**

**RECITALS**

**WHEREAS** the HEPMPO partners with the Maryland Department of Transportation, the Federal Highway Administration, and the Federal Transit Administration to develop short term planning studies and long term multi-modal metropolitan transportation plans through a "continuous, cooperative and comprehensive planning program" that identify and address the transportation needs of our community in an open collaborative process that builds community consensus; and

**WHEREAS**, Federal surface transportation legislation, beginning with MAP-21 in 2012 and continued in the Infrastructure Investment and Jobs Act (IIJA), established performance requirements for States and MPOs under the Transportation Performance Management (TPM) program; and

**WHEREAS**, Maryland Department of Transportation coordinated with HEPMPO on the development of their targets for six bridge and pavement condition performance measures: (1) percent of pavements in good condition on the Interstate system, (2) percent of pavements in good condition on the non-Interstate National Highway System, (3) percent of pavements in poor condition on the Interstate system, (4) percent of pavements in poor condition on the non-Interstate National Highway System, (5) percent of bridges in good condition on the National Highway System and (6) percent of bridges in poor condition on the National Highway System; and

**WHEREAS**, HEPMPO is a multi-state metropolitan planning organization that will adopt the National Highway System infrastructure conditions targets of both Maryland and West Virginia for each State's respective portions of the planning area; and

**WHEREAS**, HEPMPO will report baseline performance and progress toward achieving the targets in the system performance report of the Long Range Transportation Plan (LRTP); and

**WHEREAS**, HEPMPO agrees to plan and program projects in the Transportation Improvement Program (TIP) to accomplish the State's targets; and

**WHEREAS**, HEPMPO will provide this resolution (and future ones) as a mutually agreed-upon way to report targets to State;



**Hagerstown/Eastern Panhandle Metropolitan Planning Organization**

33 W. Washington St., 4th Floor, Suite 402, Hagerstown, MD 21740

Phone: 240-313-2080, Fax: 240-313-2084

www.hepmo.net

**NOW THEREFORE BE IT RESOLVED** that the Hagerstown/Eastern Panhandle MPO adopts the State of Maryland's National Highway System infrastructure conditions, bridge and pavement, targets.

PASSED AND DULY ADOPTED this 18<sup>th</sup> day of January 2023.

HAGERSTOWN/EASTERN PANHANDLE  
METROPOLITAN PLANNING ORGANIZATION

By

Kevin Cerrone  
Kevin Cerrone, Chair

Attest:

Delva S. Eckard



**Hagerstown/Eastern Panhandle Metropolitan Planning Organization**  
33 W. Washington St., 4th Floor, Suite 402, Hagerstown, MD 21740  
Phone: 240-313-2080, Fax: 240-313-2084  
[www.hepmo.net](http://www.hepmo.net)

**RESOLUTION NUMBER 2023-08**

**A RESOLUTION BY THE HAGERSTOWN/EASTERN PANHANDLE  
METROPOLITAN PLANNING ORGANIZATION (HEPMPO)**

**ADOPTION OF MARYLAND SYSTEM PERFORMANCE/FREIGHT/CMAQ  
PERFORMANCE MEASURE TARGETS**

**RECITALS**

**WHEREAS** the HEPMPO partners with the Maryland Department of Transportation, the Federal Highway Administration, and the Federal Transit Administration to develop short term planning studies and long term multi-modal metropolitan transportation plans through a "continuous, cooperative and comprehensive planning program" that identify and address the transportation needs of our community in an open collaborative process that builds community consensus; and

**WHEREAS**, Federal surface transportation legislation, beginning with MAP-21 in 2012 and continued in the Infrastructure Investment and Jobs Act (IIJA), established performance requirements for States and MPOs under the Transportation Performance Management (TPM) program; and

**WHEREAS**, Maryland Department of Transportation coordinated with HEPMPO on the development of their three applicable system performance/freight/CMAQ performance measures: (1) percent of the Person-Miles Traveled on the Interstate That Are Reliable, (2) percent of the Person-Miles Traveled on the non-Interstate National Highway System That Are Reliable, (3) Truck Travel Time Reliability Index; and

**WHEREAS**, HEPMPO is a multi-state metropolitan planning organization that will adopt the applicable system performance/freight/CMAQ performance targets required for the HEPMPO planning area of both Maryland and West Virginia for each State's respective portions of the planning area; and

**WHEREAS**, HEPMPO will report baseline performance and progress toward achieving the targets in the system performance report of the Long Range Transportation Plan (LRTP); and

**WHEREAS**, HEPMPO agrees to plan and program projects in the Transportation Improvement Program (TIP) to accomplish the State's targets; and

**WHEREAS**, HEPMPO will provide this resolution (and future ones) as a mutually agreed-upon way to report targets to State;

**NOW THEREFORE BE IT RESOLVED** that the Hagerstown/Eastern Panhandle MPO adopts the State of Maryland's system performance/freight/CMAQ targets.



**Hagerstown/Eastern Panhandle Metropolitan Planning Organization**

33 W. Washington St., 4th Floor, Suite 402, Hagerstown, MD 21740

Phone: 240-313-2080, Fax: 240-313-2084


[www.hepmo.net](http://www.hepmo.net)

PASSED AND DULY ADOPTED this 18<sup>th</sup> day of January 2023.

HAGERSTOWN/EASTERN PANHANDLE  
METROPOLITAN PLANNING ORGANIZATION

By

  
Kevin Cerrone, Chair

Attest: 



**Hagerstown/Eastern Panhandle Metropolitan Planning Organization**  
33 W. Washington St., 4th Floor, Suite 402, Hagerstown, MD 21740  
Phone: 240-313-2080, Fax: 240-313-2084  
www.hepmo.net

**RESOLUTION NUMBER 2023-09**

**A RESOLUTION BY THE HAGERSTOWN/EASTERN PANHANDLE  
METROPOLITAN PLANNING ORGANIZATION (HEPMPO)**

**ADOPTION OF WEST VIRGINIA HIGHWAY PERFORMANCE MEASURE TARGETS**

**RECITALS**

**WHEREAS** the HEPMPO partners with the West Virginia Department of Transportation, the Federal Highway Administration, and the Federal Transit Administration to develop short term planning studies and long term multi-modal metropolitan transportation plans through a "continuous, cooperative and comprehensive planning program" that identify and address the transportation needs of our community in an open collaborative process that builds community consensus; and

**WHEREAS**, Federal surface transportation legislation, beginning with MAP-21 in 2012 and continued in the Infrastructure Investment and Jobs Act (IIJA), established performance requirements for States and MPOs under the Transportation Performance Management (TPM) program; and

**WHEREAS**, West Virginia Department of Transportation coordinated with HEPMPO on the development of their Strategic Highway Safety Plan and targets for five safety performance measures: (1) fatalities, (2) rate of fatalities (3) number of serious injuries (4) rate of serious injuries and (5) number of non-motorized fatalities and non-motorized serious injuries; and

**WHEREAS**, HEPMPO is a multi-state metropolitan planning organization that will adopt the highway safety targets of both Maryland and West Virginia for each State's respective portions of the planning area; and

**WHEREAS**, HEPMPO will report baseline safety performance and progress toward achieving the targets in the system performance report of the Long Range Transportation Plan (LRTP); and

**WHEREAS**, HEPMPO agrees to plan and program projects in the Transportation Improvement Program (TIP) to accomplish the State's targets; and

**WHEREAS**, HEPMPO will provide this resolution (and future ones) as a mutually agreed-upon way to report targets to State;

**NOW THEREFORE BE IT RESOLVED** that the Hagerstown/Eastern Panhandle MPO adopts the State of West Virginia's highway safety targets.

PASSED AND DULY ADOPTED this 18<sup>th</sup> day of January 2023.

HAGERSTOWN/EASTERN PANHANDLE





**Hagerstown/Eastern Panhandle Metropolitan Planning Organization**

33 W. Washington St., 4th Floor, Suite 402, Hagerstown, MD 21740

Phone: 240-313-2080, Fax: 240-313-2084


[www.hepmo.net](http://www.hepmo.net)

METROPOLITAN PLANNING ORGANIZATION

By

  
Kevin Cerrone, Chair

Attest:





**Hagerstown/Eastern Panhandle Metropolitan Planning Organization**  
33 W. Washington St., 4th Floor, Suite 402, Hagerstown, MD 21740  
Phone: 240-313-2080, Fax: 240-313-2084  
[www.hepmo.net](http://www.hepmo.net)

**RESOLUTION NUMBER 2023-10**

**A RESOLUTION BY THE HAGERSTOWN/EASTERN PANHANDLE  
METROPOLITAN PLANNING ORGANIZATION (HEPMPO)**

**ADOPTION OF WEST VIRGINIA BRIDGE AND PAVEMENT CONDITION  
PERFORMANCE MEASURE TARGETS**

**RECITALS**

**WHEREAS** the HEPMPO partners with the West Virginia Department of Transportation, the Federal Highway Administration; and the Federal Transit Administration to develop short term planning studies and long term multi-modal metropolitan transportation plans through a "continuous, cooperative and comprehensive planning program" that identify and address the transportation needs of our community in an open collaborative process that builds community consensus; and

**WHEREAS**, Federal surface transportation legislation, beginning with MAP-21 in 2012 and continued in the Infrastructure Investment and Jobs Act (IIJA), established performance requirements for States and MPOs under the Transportation Performance Management (TPM) program; and

**WHEREAS**, West Virginia Department of Transportation coordinated with HEPMPO on the development of their targets for six bridge and pavement condition performance measures: (1) percent of pavements in good condition on the Interstate system, (2) percent of pavements in good condition on the non-Interstate National Highway System, (3) percent of pavements in poor condition on the Interstate system, (4) percent of pavements in poor condition on the non-Interstate National Highway System, (5) percent of bridges in good condition on the National Highway System and (6) percent of bridges in poor condition on the National Highway System; and

**WHEREAS**, HEPMPO is a multi-state metropolitan planning organization that will adopt the National Highway System infrastructure conditions targets of both Maryland and West Virginia for each State's respective portions of the planning area; and

**WHEREAS**, HEPMPO will report baseline performance and progress toward achieving the targets in the system performance report of the Long Range Transportation Plan (LRTP); and

**WHEREAS**, HEPMPO agrees to plan and program projects in the Transportation Improvement Program (TIP) to accomplish the State's targets; and

**WHEREAS**, HEPMPO will provide this resolution (and future ones) as a mutually agreed-upon way to report targets to State;



**Hagerstown/Eastern Panhandle Metropolitan Planning Organization**

33 W. Washington St., 4th Floor, Suite 402, Hagerstown, MD 21740

Phone: 240-313-2080, Fax: 240-313-2084

www.hepmo.net

**NOW THEREFORE BE IT RESOLVED** that the Hagerstown/Eastern Panhandle MPO adopts the State of West Virginia's National Highway System infrastructure conditions, bridge and pavement, targets.


PASSED AND DULY ADOPTED this 18<sup>th</sup> day of January 2023.

HAGERSTOWN/EASTERN PANHANDLE  
METROPOLITAN PLANNING ORGANIZATION

By

  
Kevin Cerrone, Chair

Attest:





**Hagerstown/Eastern Panhandle Metropolitan Planning Organization**

33 W. Washington St., 4th Floor, Suite 402, Hagerstown, MD 21740

Phone: 240-313-2080, Fax: 240-313-2084

www.hepmo.net

**RESOLUTION NUMBER 2023-11**

**A RESOLUTION BY THE HAGERSTOWN/EASTERN PANHANDLE  
METROPOLITAN PLANNING ORGANIZATION (HEPMPO)**

**ADOPTION OF WEST VIRGINIA SYSTEM PERFORMANCE/FREIGHT/CMAQ  
PERFORMANCE MEASURE TARGETS**

**RECITALS**

**WHEREAS** the HEPMPO partners with the West Virginia Department of Transportation, the Federal Highway Administration, and the Federal Transit Administration to develop short term planning studies and long term multi-modal metropolitan transportation plans through a "continuous, cooperative and comprehensive planning program" that identify and address the transportation needs of our community in an open collaborative process that builds community consensus; and

**WHEREAS**, Federal surface transportation legislation, beginning with MAP-21 in 2012 and continued in the Infrastructure Investment and Jobs Act (IIJA), established performance requirements for States and MPOs under the Transportation Performance Management (TPM) program; and

**WHEREAS**, West Virginia Department of Transportation coordinated with HEPMPO on the development of their three applicable system performance/freight/CMAQ performance measures: (1) percent of the Person-Miles Traveled on the Interstate That Are Reliable, (2) percent of the Person-Miles Traveled on the non-Interstate National Highway System That Are Reliable, (3) Truck Travel Time Reliability Index; and

**WHEREAS**, HEPMPO is a multi-state metropolitan planning organization that will adopt the applicable system performance/freight/CMAQ performance targets required for the HEPMPO planning area of both Maryland and West Virginia for each State's respective portions of the planning area; and

**WHEREAS**, HEPMPO will report baseline performance and progress toward achieving the targets in the system performance report of the Long Range Transportation Plan (LRTP); and

**WHEREAS**, HEPMPO agrees to plan and program projects in the Transportation Improvement Program (TIP) to accomplish the State's targets; and

**WHEREAS**, HEPMPO will provide this resolution (and future ones) as a mutually agreed-upon way to report targets to State;

**NOW THEREFORE BE IT RESOLVED** that the Hagerstown/Eastern Panhandle MPO adopts the State of West Virginia's system performance/freight/CMAQ targets.



**Hagerstown/Eastern Panhandle Metropolitan Planning Organization**

33 W. Washington St., 4th Floor, Suite 402, Hagerstown, MD 21740

Phone: 240-313-2080, Fax: 240-313-2084

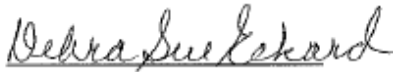
www.hepmo.net

PASSED AND DULY ADOPTED this 18<sup>th</sup> day of January 2023.

HAGERSTOWN/EASTERN PANHANDLE  
METROPOLITAN PLANNING ORGANIZATION

By

  
Kevin Cerrone, Chair

Attest: 



**Hagerstown/Eastern Panhandle Metropolitan Planning Organization**  
33 W. Washington St., 4th Floor, Suite 402, Hagerstown, MD 21740  
Phone: 240-313-2080, Fax: 240-313-2084  
[www.hepmo.net](http://www.hepmo.net)

**RESOLUTION NUMBER 2024-06**

**A RESOLUTION BY THE HAGERSTOWN/EASTERN PANHANDLE  
METROPOLITAN PLANNING ORGANIZATION (HEPMPO)**

**ADOPTION OF MARYLAND HIGHWAY PERFORMANCE MEASURE TARGETS**

**RECITALS**

**WHEREAS** the HEPMPO partners with the Maryland Department of Transportation, the Federal Highway Administration, and the Federal Transit Administration to develop short term planning studies and long term multi-modal metropolitan transportation plans through a "continuous, cooperative and comprehensive planning program" that identify and address the transportation needs of our community in an open collaborative process that builds community consensus; and

**WHEREAS**, Federal surface transportation legislation, beginning with MAP-21 in 2012 and continued in the Infrastructure Investment and Jobs Act (IIJA), established performance requirements for States and MPOs under the Transportation Performance Management (TPM) program; and

**WHEREAS**, Maryland Department of Transportation coordinated with HEPMPO on the development of their Strategic Highway Safety Plan and targets for five safety performance measures: (1) fatalities, (2) rate of fatalities (3) number of serious injuries (4) rate of serious injuries and (5) number of non-motorized fatalities and non-motorized serious injuries; and

**WHEREAS**, HEPMPO is a multi-state metropolitan planning organization that will adopt the highway safety targets of both Maryland and West Virginia for each State's respective portions of the planning area; and

**WHEREAS**, HEPMPO will report baseline safety performance and progress toward achieving the targets in the system performance report of the Long Range Transportation Plan (LRTP); and

**WHEREAS**, HEPMPO agrees to plan and program projects in the Transportation Improvement Program (TIP) to accomplish the State's targets; and

**WHEREAS**, HEPMPO will provide this resolution (and future ones) as a mutually agreed-upon way to report targets to State;

**NOW THEREFORE BE IT RESOLVED** that the Hagerstown/Eastern Panhandle MPO adopts the State of Maryland's highway safety targets.

PASSED AND DULY ADOPTED this 17<sup>th</sup> day of January 2024.

HAGERSTOWN/EASTERN PANHANDLE



**Hagerstown/Eastern Panhandle Metropolitan Planning Organization**

33 W. Washington St., 4th Floor, Suite 402, Hagerstown, MD 21740

Phone: 240-313-2080, Fax: 240-313-2084

[www.hepmpo.net](http://www.hepmpo.net)

METROPOLITAN PLANNING ORGANIZATION

By

Kevin Cerrone, Chair

Attest:





**Hagerstown/Eastern Panhandle Metropolitan Planning Organization**  
33 W. Washington St., 4th Floor, Suite 402, Hagerstown, MD 21740  
Phone: 240-313-2080, Fax: 240-313-2084  
[www.hepmo.net](http://www.hepmo.net)

**RESOLUTION NUMBER 2024-07**

**A RESOLUTION BY THE HAGERSTOWN/EASTERN PANHANDLE  
METROPOLITAN PLANNING ORGANIZATION (HEPMPO)**

**ADOPTION OF WEST VIRGINIA HIGHWAY PERFORMANCE MEASURE TARGETS**

**RECITALS**

**WHEREAS** the HEPMPO partners with the West Virginia Department of Transportation, the Federal Highway Administration, and the Federal Transit Administration to develop short term planning studies and long term multi-modal metropolitan transportation plans through a "continuous, cooperative and comprehensive planning program" that identify and address the transportation needs of our community in an open collaborative process that builds community consensus; and

**WHEREAS**, Federal surface transportation legislation, beginning with MAP-21 in 2012 and continued in the Infrastructure Investment and Jobs Act (IIJA), established performance requirements for States and MPOs under the Transportation Performance Management (TPM) program; and

**WHEREAS**, West Virginia Department of Transportation coordinated with HEPMPO on the development of their Strategic Highway Safety Plan and targets for five safety performance measures: (1) fatalities, (2) rate of fatalities (3) number of serious injuries (4) rate of serious injuries and (5) number of non-motorized fatalities and non-motorized serious injuries; and

**WHEREAS**, HEPMPO is a multi-state metropolitan planning organization that will adopt the highway safety targets of both Maryland and West Virginia for each State's respective portions of the planning area; and

**WHEREAS**, HEPMPO will report baseline safety performance and progress toward achieving the targets in the system performance report of the Long Range Transportation Plan (LRTP); and

**WHEREAS**, HEPMPO agrees to plan and program projects in the Transportation Improvement Program (TIP) to accomplish the State's targets; and

**WHEREAS**, HEPMPO will provide this resolution (and future ones) as a mutually agreed-upon way to report targets to State;

**NOW THEREFORE BE IT RESOLVED** that the Hagerstown/Eastern Panhandle MPO adopts the State of West Virginia's highway safety targets.

PASSED AND DULY ADOPTED this 17<sup>th</sup> day of January 2024.

HAGERSTOWN/EASTERN PANHANDLE





**Hagerstown/Eastern Panhandle Metropolitan Planning Organization**

33 W. Washington St., 4th Floor, Suite 402, Hagerstown, MD 21740

Phone: 240-313-2080, Fax: 240-313-2084

[www.hepmpo.net](http://www.hepmpo.net)

METROPOLITAN PLANNING ORGANIZATION

By

Kevin Cerrone

Kevin Cerrone, Chair

Attest:

Debra Sue Eckard

## **APPENDIX F**

### **PUBLIC PARTICIPATION DOCUMENTATION**

(RECEIVED)  
5/13/22

# LOCALiQ

The Herald-Mail

PO Box 630519 Cincinnati, OH 45263-0519

## PROOF OF PUBLICATION

Hagerstown-Eastern Panhandle Mpo  
Hagerstown-Eastern Panhandle Mpo  
33 W WASHINGTON ST STE 402  
HAGERSTOWN MD 21740

STATE OF MARYLAND, COUNTY OF WASHINGTON

The Herald-Mail is a daily newspaper of general circulation, printed in the English language and published in the City of Hagerstown in said County and State, and that annexed hereto is a copy of a certain order taken from said newspaper in which the order was published.

Published in the issue dated:  
04/15/2022, 05/04/2022

Sworn to and subscribed before on 05/04/2022

Legal Clerk

Notary, State of WI, County of Brown

My commission expires

Publication Cost: \$279.40

Order No: 7143124

Customer No: 564191

PO #: TIP FY 2023

# of Copies:

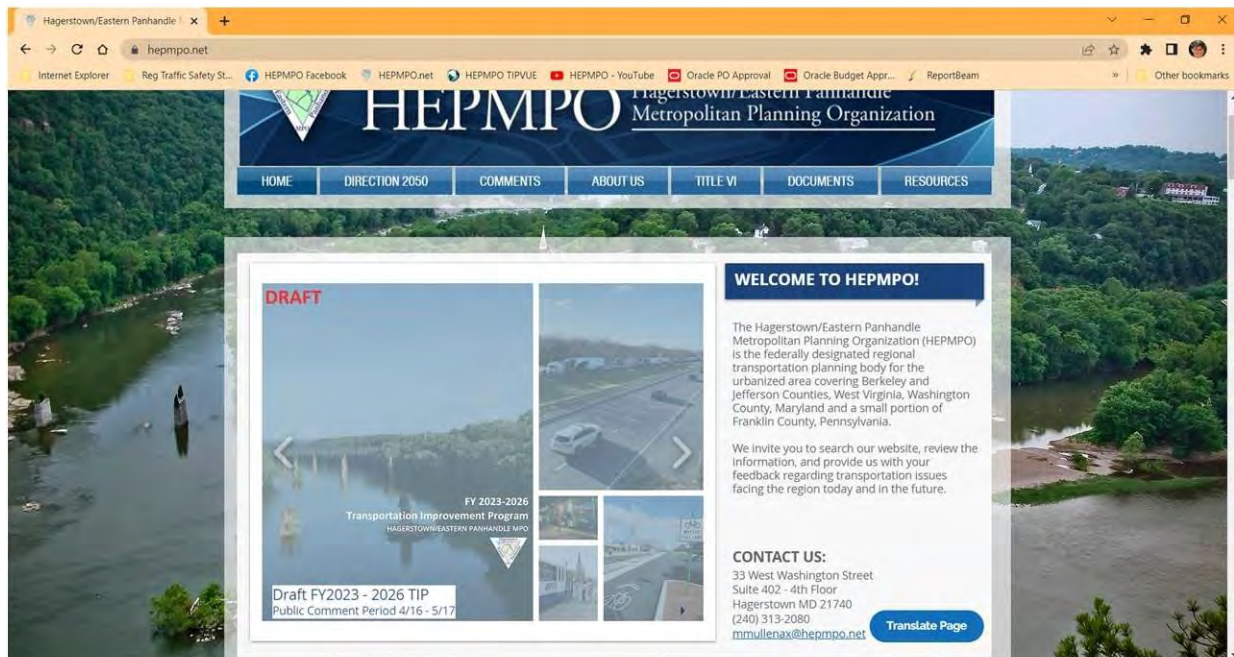
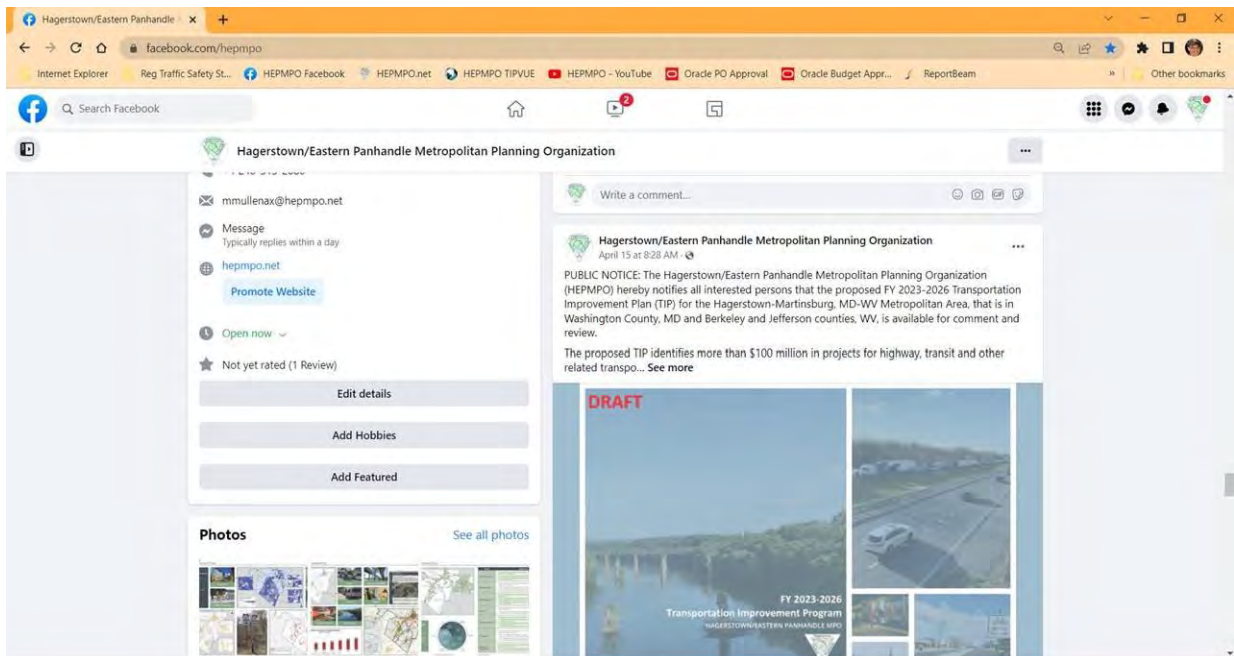
1

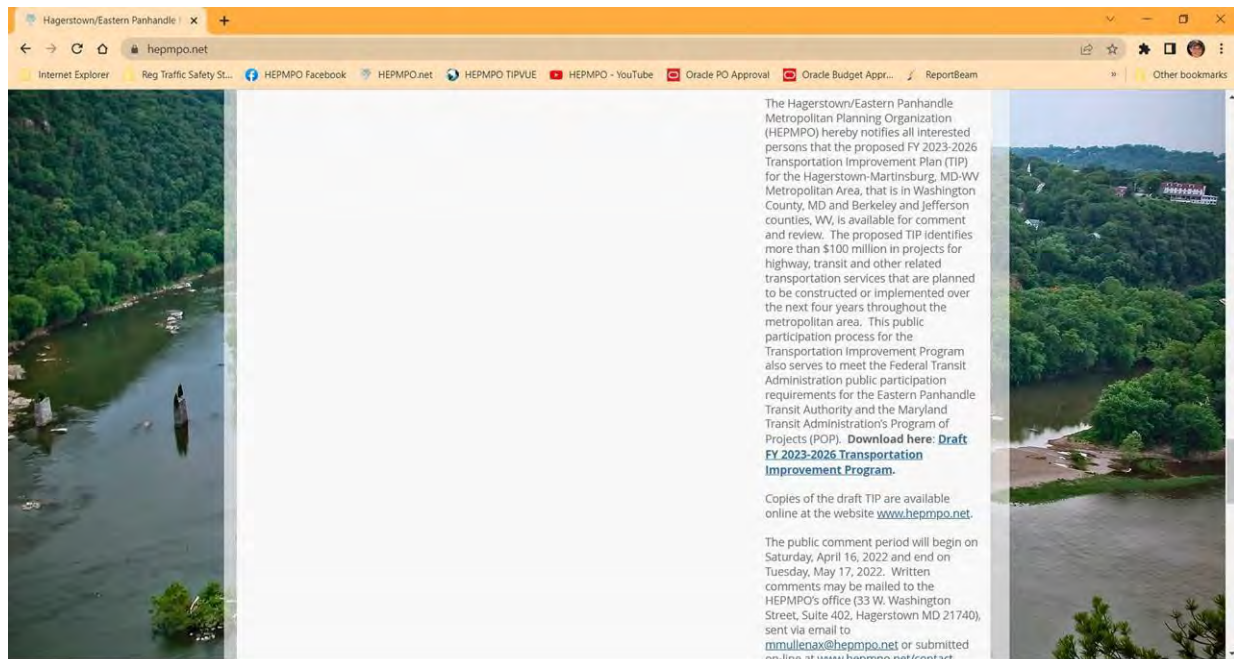
THIS IS NOT AN INVOICE!

Please do not use this form for payment remittance.

Public Notice  
The Hagerstown/Eastern Panhandle Metropolitan Planning Organization (HEPMPO) hereby notifies all interested persons that the proposed FY 2023-2026 Transportation Improvement Plan (TIP) for the Hagerstown-Martinsburg, MD-WV Metropolitan Area, that is in Washington County, MD and Berkeley and Jefferson counties, WV, is available for comment and review. The proposed TIP identifies more than \$100 million in projects for highway, transit and other related transportation services that are planned to be constructed or implemented over the next four years throughout the metropolitan area. This public participation process for the Transportation Improvement Program also serves to meet the Federal Transit Administration public participation requirements for the Eastern Panhandle Transit Authority and the Maryland Transit Administration's Program of Projects (POP). Copies of the draft TIP are available online at the website [www.hepmo.net](http://www.hepmo.net) and on display at the Washington County Free Library-Hagerstown, Martinsburg-Berkeley County Library, and the Charles Town Library. The public comment period will begin on Saturday, April 16, 2022 and end on Tuesday, May 17, 2022. Written comments may be mailed to the HEPMPO's office (33 W. Washington Street, Suite 402, Hagerstown MD 21740), sent via email to [mmullenax@hepmo.net](mailto:mmullenax@hepmo.net) or submitted on-line at [www.hepmo.net/contact](http://www.hepmo.net/contact). Only written comments will be accepted. Questions should be directed to Matt Mullenax at (240) 313-2081. Apr. 15, May 4, 2022 #7143124

SARAH BERTELSEN  
Notary Public  
State of Wisconsin





## **APPENDIX G**

### **MARYLAND OBLIGATED PROJECT LIST**

MPO ID	Project Description	Year of Obligation	Total Cost (in thousands)
<b>MD Highways</b>			
W2018-02	Professional Boulevard Extended – Phase 2	2023	\$7,859,200
<b>Transit - WCT</b>			



## APPENDIX H

### WEST VIRGINIA OBLIGATED PROJECT LIST

MPO ID	Project Description	Phase	Year of Obligation	Total Cost
<b>Berkeley County Highways</b>				
B2022-15	I-81 TSMO	ENG	2022	\$100,000
NA	Interchange Modification Report NB Exit 12	ENG	2022	\$281,250
B2021-12	Martinsburg ADA Ramps +5	CON	2022	\$1,314,000
B2021-09	US 11 TWLTL	ROW	2022	\$100,000
B2022-01	WV 9 @ WV 901 LTL/Traffic Signal	ROW	2022	\$75,000
B2021-04	Inwood – Tablers Station	CON	2022	\$2,703,502
B2022-02	Meadow Lane Traffic Signal	ROW	2022	\$40,000
B2021-19	Nichols Overhead (Split Funded)	ENG	2023	\$40,000
B2023-08	Lutz Avenue Traffic Signal	CON	2023	\$565,072
B2023-10	Keyser +1	CON	2023	\$1,789,192
B2023-12	WV 901-Spring Mills Interchange	CON	2023	\$700,394
B2023-13	I-81 Signing	ENG	2023	\$500,000
B2023-07	Specks Run Rd Traffic Signal	ROW	2023	\$75,000
B2024-03	Arden-Nollville	ENG	2023	\$5,000
B2021-17	Hedgesville-Welltown	ENG	2023	\$5,000
B2021-18	Hedgesville ADA Ramps +2	CON	2024	\$396,000
B2024-02	Butts Mill Bridge	ENG	2023	\$400,000
B2023-09	Warm Springs Ave Traffic Signal	CON	2023	\$10,000
B2024-09	Elk Branch #3	ENG	2023	\$3,800
B2021-19	Nichols Overhead	ROW	2023	\$10,000
B2024-01	Bessemer Overhead +1	ENG	2023	\$38,700
B2022-17	Meadow Ln RR	CON	2023	\$400,000
B2024-03	Arden – Nollville (AC Payback)	CON	2023	\$1,307,166
B2021-17	Hedgesville - Welltown	CON	2023	\$729,306
B2024-11	Queen St @ Moler Ave Signal Renovation and Ped Upgrade	ENG	2023	\$10,000
B2024-13	I81 Exit 20 SB Ramp Widening	ENG	2023	\$15,000
B2021-11	Hedgesville HS Bridge (GO BOND 2/3)	CON	2023	\$1,072,000
B2022-16	Berkeley County Roundhouse P2	CON	2023	\$742,889
B2024-14	Hammonds Mill Rd RTL	ENG	2024	\$15,000
B2024-11	Queen St @ Moler Ave Signal Renovation and Ped Upgrade	CON	2024	\$607,733
B2024-08	Old Mill Road Bridge	ENG	2024	\$600,000
B2024-15	Clarence Martin Jr Memorial Br	CON	2024	\$1,375,628



B2023-15	Sewage Treatment Plant Bridge	ENG	2024	\$300,000
B2024-13	I81 Exit 20 SB Ramp Widening	CON	2024	\$556,946
B2024-12	US 11 @ Hatchery Rd Improvement	ENG	2024	\$75,000
MPO ID	Project Description	Phase	Year of Obligation	Total Cost
<b>Jefferson County Highways</b>				
J2015-05	US 340 Rock Slide Investigation	ROW	2022	\$38,750
J2023-02	VA Line-Charles Town Rd (Design/Build)	ROW	2022	\$14,300,000
J2021-05	W Washington Street	ENG	2022	\$101,073
NA	Aldridge-Charles Town	CON	2023	\$600,491
J2015-05	US 340 Rock Slide Investigation	CON	2023	\$12,479,923
J2023-03	Fifth Avenue Streetscape	ENG	2023	\$60,935
J2021-07	Shepherdstown +2	CON	2023	\$872,239
J2024-03	Ranson (N. Mildred)	ENG	2023	\$5,000
J2024-02	Ridge Road-Morgan Grove	ENG	2023	\$5,000
J2024-05	Arsenio Albert Alvarez Memorial Bridge	ENG	2023	\$20,000
J2024-06	Hillside Dr Roundabout	ENG	2023	\$60,000
J2024-01	Jefferson Ave Turn Lane & Traffic Signal	ENG	2023	\$10,000
J2024-01	Jefferson Ave Turn Lane & Traffic Signal	ROW	2023	\$20,000
J2024-13	Flowing Springs Exit Improvements	CON	2023	\$1,565,308
J2023-05	US 340 Signing (AC PAYBACK)	ENG	2023	\$250,000
J2024-07	VA Line-Charles Town Rd Mitigation	OTH	2023	\$34,920
J2021-03	Evitts Creek Br/Bloomery (GO BOND 2/3)	CON	2023	\$1,258,000
J2024-01	Jefferson Ave Turn Lane & Traffic Signal	CON	2024	\$570,287
J2024-08	Maddex Square Ped Crossing	ROW	2024	\$10,000
J2024-05	Arsenio Albert Alvarez Memorial Bridge	CON	2024	\$792,735
J2024-04	Charles Town South George Street Pedestrian Improvements	CON	2024	\$511,229
MPO ID	Project Description	Phase	Year of Obligation	Total Cost
<b>Transit - EPTA</b>				

**APPENDIX I**  
**INDIVIDUAL PROJECT SHEETS**

**West Virginia Highway Projects**

**Maryland Highway Projects**

**Eastern Panhandle Transit Authority Projects**

**Washington County Transit Projects**

***Disclaimer*** - *The mapping products in this document are for informational purposes and may not have been prepared for, or be suitable for legal, engineering, or surveying purposes. Users of this information should review or consult the primary data and information sources to ascertain the usability of the information.*



## Bunker Hill Mill

<b>MPO ID</b>	B2024-04
<b>Resp. Agency</b>	WV DOT
<b>Project Category</b>	Roadways
<b>State</b>	West Virginia
<b>CIP or CTP ID(s)</b>	STBG0026074D

**Description:**  
Bridge Replacement

<b>Project Category</b>	TIP
<b>Functional Class</b>	Local
<b>County</b>	Berkeley County
<b>Est. Total Cost</b>	8260
<b>Prior Years Cost</b>	0
<b>Future Years Cost</b>	8260

**Limits:**

### L RTP Relationship: System Preservation





## 2023 - 2026 Transportation Improvement Program

## Bunker Hill Mill

(Funding in Thousands)

## HWI-BR

Phase	Prior Funds	FY 2023 Funds	FY 2024 Funds	FY 2025 Funds	FY 2026 Funds	FY 2027 Funds	FY 2028 Funds	Future Funds	Total Four-Year Funding Request
ENG	\$0	\$0	\$0	\$0	\$0	\$0	\$0	\$0	\$832
ROW	\$0	\$0	\$0	\$0	\$0	\$0	\$0	\$0	\$240
CON	\$0	\$0	\$0	\$0	\$0	\$0	\$0	\$0	\$5,536
Transit	\$0	\$0	\$0	\$0	\$0	\$0	\$0	\$0	\$0
MPO	\$0	\$0	\$0	\$0	\$0	\$0	\$0	\$0	\$0
<b>OTH</b>	<b>\$0</b>	<b>\$0</b>	<b>\$0</b>	<b>\$0</b>	<b>\$0</b>	<b>\$0</b>	<b>\$0</b>	<b>\$0</b>	<b>\$0</b>
ENG	\$0	\$0	\$0	\$0	\$0	\$0	\$0	\$0	\$208
ROW	\$0	\$0	\$0	\$0	\$0	\$0	\$0	\$0	\$60
CON	\$0	\$0	\$0	\$0	\$0	\$0	\$0	\$0	\$1,384
Transit	\$0	\$0	\$0	\$0	\$0	\$0	\$0	\$0	\$0
MPO	\$0	\$0	\$0	\$0	\$0	\$0	\$0	\$0	\$0
<b>OTH</b>	<b>\$0</b>	<b>\$0</b>	<b>\$0</b>	<b>\$0</b>	<b>\$0</b>	<b>\$0</b>	<b>\$0</b>	<b>\$0</b>	<b>\$0</b>



WV DOT

# 2023 - 2026 Transportation Improvement Program

Roadways

## Tuscarora Creek Bridge

MPO ID	B2024-05	Project Category	TIP
Resp. Agency	WV DOT	Functional Class	Major Collector
Project Category	Roadways	County	Berkeley County
State	West Virginia	Est. Total Cost	99
CIP or CTP ID(s)	STBG0015133D	Prior Years Cost	0
Description:		Future Years Cost	99
Bridge rehab			

Limits:

L RTP Relationship:





## 2023 - 2026 Transportation Improvement Program

## Tuscarora Creek Bridge

(Funding in Thousands)

## HWI-BR

Phase	Prior Funds	FY 2023 Funds	FY 2024 Funds	FY 2025 Funds	FY 2026 Funds	FY 2027 Funds	FY 2028 Funds	Future Funds	Total Four-Year Funding Request
ENG	\$0	\$0	\$0	\$0	\$0	\$0	\$0	\$0	\$10
ROW	\$0	\$0	\$0	\$0	\$0	\$0	\$0	\$0	\$0
CON	\$0	\$0	\$0	\$0	\$0	\$0	\$0	\$0	\$70
Transit	\$0	\$0	\$0	\$0	\$0	\$0	\$0	\$0	\$0
MPO	\$0	\$0	\$0	\$0	\$0	\$0	\$0	\$0	\$0
<b>OTH</b>	<b>\$0</b>	<b>\$0</b>	<b>\$0</b>	<b>\$0</b>	<b>\$0</b>	<b>\$0</b>	<b>\$0</b>	<b>\$0</b>	<b>\$0</b>
ENG	\$0	\$0	\$0	\$0	\$0	\$0	\$0	\$0	\$2
ROW	\$0	\$0	\$0	\$0	\$0	\$0	\$0	\$0	\$0
CON	\$0	\$0	\$0	\$0	\$0	\$0	\$0	\$0	\$17
Transit	\$0	\$0	\$0	\$0	\$0	\$0	\$0	\$0	\$0
MPO	\$0	\$0	\$0	\$0	\$0	\$0	\$0	\$0	\$0
<b>OTH</b>	<b>\$0</b>	<b>\$0</b>	<b>\$0</b>	<b>\$0</b>	<b>\$0</b>	<b>\$0</b>	<b>\$0</b>	<b>\$0</b>	<b>\$0</b>



US11 TWLTL Extension

**MPO ID** B2021-09  
**Resp. Agency** WV DOT  
**Project Category** Roadways  
**State** West Virginia  
**CIP or CTP ID(s)** STP0011170D

**Project Category** TIP  
**Functional Class** Minor Arterial  
**County** Berkeley County  
**Est. Total Cost** \$1,610  
**Prior Years Cost** \$160  
**Future Years Cost** \$0

**Description:**  
Extend existing two-way left-turn lane extension.

**Limits:**  
US-11 0.58

**LRTP Relationship:**  
Congestion Management





## 2023 - 2026 Transportation Improvement Program

## US11 TWLTL Extension

(Funding in Thousands)

## State Funding - West Virginia

Phase	Prior Funds	FY 2023 Funds	FY 2024 Funds	FY 2025 Funds	FY 2026 Funds	FY 2027 Funds	FY 2028 Funds	Future Funds	Total Four-Year Funding Request
ENG	\$2	\$0	\$0	\$0	\$0	\$0	\$0	\$0	\$2
ROW	\$30	\$0	\$0	\$0	\$0	\$0	\$0	\$0	\$30
CON	\$0	\$0	\$290	\$0	\$0	\$0	\$0	\$0	\$290
Transit	\$0	\$0	\$0	\$0	\$0	\$0	\$0	\$0	\$0
MPO	\$0	\$0	\$0	\$0	\$0	\$0	\$0	\$0	\$0
OTH	\$0	\$0	\$0	\$0	\$0	\$0	\$0	\$0	\$0
<b>Subtotal</b>	<b>\$32</b>	<b>\$0</b>	<b>\$290</b>	<b>\$0</b>	<b>\$0</b>	<b>\$0</b>	<b>\$0</b>	<b>\$0</b>	<b>\$322</b>

## Surface Transportation Program

Phase	Prior Funds	FY 2023 Funds	FY 2024 Funds	FY 2025 Funds	FY 2026 Funds	FY 2027 Funds	FY 2028 Funds	Future Funds	Total Four-Year Funding Request
ENG	\$8	\$0	\$0	\$0	\$0	\$0	\$0	\$0	\$8
ROW	\$0	\$0	\$0	\$0	\$0	\$0	\$0	\$0	\$0
CON	\$0	\$0	\$0	\$0	\$0	\$0	\$0	\$0	\$0
Transit	\$0	\$0	\$0	\$0	\$0	\$0	\$0	\$0	\$0
MPO	\$0	\$0	\$0	\$0	\$0	\$0	\$0	\$0	\$0
OTH	\$0	\$0	\$0	\$0	\$0	\$0	\$0	\$0	\$0
<b>Subtotal</b>	<b>\$8</b>	<b>\$0</b>	<b>\$0</b>	<b>\$0</b>	<b>\$0</b>	<b>\$0</b>	<b>\$0</b>	<b>\$0</b>	<b>\$8</b>



**2023 - 2026 Transportation Improvement Program****US11 TWLTL Extension**

(Funding in Thousands)

**Congestion Management and Air Quality**

Phase	Prior Funds	FY 2023 Funds	FY 2024 Funds	FY 2025 Funds	FY 2026 Funds	FY 2027 Funds	FY 2028 Funds	Future Funds	Total Four-Year Funding Request
ENG	\$0	\$0	\$0	\$0	\$0	\$0	\$0	\$0	\$0
ROW	\$120	\$0	\$0	\$0	\$0	\$0	\$0	\$0	\$120
CON	\$0	\$0	\$1160	\$0	\$0	\$0	\$0	\$0	\$1,160
Transit	\$0	\$0	\$0	\$0	\$0	\$0	\$0	\$0	\$0
MPO	\$0	\$0	\$0	\$0	\$0	\$0	\$0	\$0	\$0
OTH	\$0	\$0	\$0	\$0	\$0	\$0	\$0	\$0	\$0
<b>Subtotal</b>	<b>\$120</b>	<b>\$0</b>	<b>\$1160</b>	<b>\$0</b>	<b>\$0</b>	<b>\$0</b>	<b>\$0</b>	<b>\$0</b>	<b>\$1,280</b>
<b>Total</b>	<b>\$160</b>	<b>\$0</b>	<b>\$1450</b>	<b>\$0</b>	<b>\$0</b>	<b>\$0</b>	<b>\$0</b>	<b>\$0</b>	<b>\$1,610</b>



Nichols Overhead

**MPO ID** B2021-19  
**Resp. Agency** WV DOT  
**Project Category** Roadways  
**State** West Virginia  
**CIP or CTP ID(s)** STP0011179-81D

**Description:**  
Clean and paint bridge

**Limits:**

**LRTP Relationship:**  
System Preservation

**Project Category** TIP  
**Functional Class** Principal Arterial  
**County** Berkeley County  
**Est. Total Cost** \$369  
**Prior Years Cost** \$0  
**Future Years Cost** \$0





## 2023 - 2026 Transportation Improvement Program

## Nichols Overhead

(Funding in Thousands)

## HWI-BR

Phase	Prior Funds	FY 2023 Funds	FY 2024 Funds	FY 2025 Funds	FY 2026 Funds	FY 2027 Funds	FY 2028 Funds	Future Funds	Total Four-Year Funding Request
ENG	\$0	\$28	\$0	\$0	\$0	\$0	\$0	\$0	\$28
ROW	\$0	\$8	\$0	\$0	\$0	\$0	\$0	\$0	\$8
CON	\$0	\$0	\$256	\$0	\$0	\$0	\$0	\$0	\$256
Transit	\$0	\$0	\$0	\$0	\$0	\$0	\$0	\$0	\$0
MPO	\$0	\$0	\$0	\$0	\$0	\$0	\$0	\$0	\$0
OTH	\$0	\$0	\$0	\$0	\$0	\$0	\$0	\$0	\$0
<b>Subtotal</b>	<b>\$0</b>	<b>\$36</b>	<b>\$256</b>	<b>\$0</b>	<b>\$0</b>	<b>\$0</b>	<b>\$0</b>	<b>\$0</b>	<b>\$292</b>

## State Funding - West Virginia

Phase	Prior Funds	FY 2023 Funds	FY 2024 Funds	FY 2025 Funds	FY 2026 Funds	FY 2027 Funds	FY 2028 Funds	Future Funds	Total Four-Year Funding Request
ENG	\$0	\$8	\$0	\$0	\$0	\$0	\$0	\$0	\$8
ROW	\$0	\$2	\$0	\$0	\$0	\$0	\$0	\$0	\$2
CON	\$0	\$0	\$64	\$0	\$0	\$0	\$0	\$0	\$64
Transit	\$0	\$0	\$0	\$0	\$0	\$0	\$0	\$0	\$0
MPO	\$0	\$0	\$0	\$0	\$0	\$0	\$0	\$0	\$0
OTH	\$0	\$0	\$0	\$0	\$0	\$0	\$0	\$0	\$0
<b>Subtotal</b>	<b>\$0</b>	<b>\$10</b>	<b>\$64</b>	<b>\$0</b>	<b>\$0</b>	<b>\$0</b>	<b>\$0</b>	<b>\$0</b>	<b>\$74</b>

**2023 - 2026 Transportation Improvement Program****Nichols Overhead**

(Funding in Thousands)

**Surface Transportation Block Grant program**

Phase	Prior Funds	FY 2023 Funds	FY 2024 Funds	FY 2025 Funds	FY 2026 Funds	FY 2027 Funds	FY 2028 Funds	Future Funds	Total Four-Year Funding Request
ENG	\$0	\$3	\$0	\$0	\$0	\$0	\$0	\$0	\$3
ROW	\$0	\$0	\$0	\$0	\$0	\$0	\$0	\$0	\$0
CON	\$0	\$0	\$0	\$0	\$0	\$0	\$0	\$0	\$0
Transit	\$0	\$0	\$0	\$0	\$0	\$0	\$0	\$0	\$0
MPO	\$0	\$0	\$0	\$0	\$0	\$0	\$0	\$0	\$0
OTH	\$0	\$0	\$0	\$0	\$0	\$0	\$0	\$0	\$0
<b>Subtotal</b>	<b>\$0</b>	<b>\$3</b>	<b>\$0</b>	<b>\$0</b>	<b>\$0</b>	<b>\$0</b>	<b>\$0</b>	<b>\$0</b>	<b>\$3</b>
<b>Total</b>	<b>\$0</b>	<b>\$49</b>	<b>\$320</b>	<b>\$0</b>	<b>\$0</b>	<b>\$0</b>	<b>\$0</b>	<b>\$0</b>	<b>\$369</b>



WV DOT

## 2023 - 2026 Transportation Improvement Program

Roadways

### Meadow Lane Traffic Signal

**MPO ID** B2022-02  
**Resp. Agency** WV DOT  
**Project Category** Roadways  
**State** West Virginia  
**CIP or CTP ID(s)** RHCH0011183D

**Project Category** TIP  
**Functional Class** Minor Arterial  
**County** Berkeley County  
**Est. Total Cost** \$1,050  
**Prior Years Cost** \$0  
**Future Years Cost** \$0

**Description:**

Install traffic signal, construct right turn lane

**Limits:**

**LRTP Relationship:**

Safety





## 2023 - 2026 Transportation Improvement Program

## Meadow Lane Traffic Signal

(Funding in Thousands)

## Highway Safety Improvement Program

Phase	Prior Funds	FY 2023 Funds	FY 2024 Funds	FY 2025 Funds	FY 2026 Funds	FY 2027 Funds	FY 2028 Funds	Future Funds	Total Four-Year Funding Request
ENG	\$0	\$0	\$0	\$0	\$0	\$0	\$0	\$0	\$0
ROW	\$0	\$36	\$0	\$0	\$0	\$0	\$0	\$0	\$36
CON	\$0	\$0	\$0	\$0	\$0	\$0	\$0	\$0	\$0
Transit	\$0	\$0	\$0	\$0	\$0	\$0	\$0	\$0	\$0
MPO	\$0	\$0	\$0	\$0	\$0	\$0	\$0	\$0	\$0
OTH	\$0	\$0	\$0	\$0	\$0	\$0	\$0	\$0	\$0
<b>Subtotal</b>	<b>\$0</b>	<b>\$36</b>	<b>\$0</b>	<b>\$0</b>	<b>\$0</b>	<b>\$0</b>	<b>\$0</b>	<b>\$0</b>	<b>\$36</b>



## 2023 - 2026 Transportation Improvement Program

## Meadow Lane Traffic Signal

(Funding in Thousands)

## State Funding - West Virginia

Phase	Prior Funds	FY 2023 Funds	FY 2024 Funds	FY 2025 Funds	FY 2026 Funds	FY 2027 Funds	FY 2028 Funds	Future Funds	Total Four-Year Funding Request
ENG	\$0	\$0	\$0	\$0	\$0	\$0	\$0	\$0	\$0
ROW	\$0	\$4	\$0	\$0	\$0	\$0	\$0	\$0	\$4
CON	\$0	\$0	\$202	\$0	\$0	\$0	\$0	\$0	\$202
Transit	\$0	\$0	\$0	\$0	\$0	\$0	\$0	\$0	\$0
MPO	\$0	\$0	\$0	\$0	\$0	\$0	\$0	\$0	\$0
OTH	\$0	\$0	\$0	\$0	\$0	\$0	\$0	\$0	\$0
<b>Subtotal</b>	<b>\$0</b>	<b>\$4</b>	<b>\$202</b>	<b>\$0</b>	<b>\$0</b>	<b>\$0</b>	<b>\$0</b>	<b>\$0</b>	<b>\$206</b>

## Congestion Management and Air Quality

Phase	Prior Funds	FY 2023 Funds	FY 2024 Funds	FY 2025 Funds	FY 2026 Funds	FY 2027 Funds	FY 2028 Funds	Future Funds	Total Four-Year Funding Request
ENG	\$0	\$0	\$0	\$0	\$0	\$0	\$0	\$0	\$0
ROW	\$0	\$0	\$0	\$0	\$0	\$0	\$0	\$0	\$0
CON	\$0	\$0	\$808	\$0	\$0	\$0	\$0	\$0	\$808
Transit	\$0	\$0	\$0	\$0	\$0	\$0	\$0	\$0	\$0
MPO	\$0	\$0	\$0	\$0	\$0	\$0	\$0	\$0	\$0
OTH	\$0	\$0	\$0	\$0	\$0	\$0	\$0	\$0	\$0
<b>Subtotal</b>	<b>\$0</b>	<b>\$0</b>	<b>\$808</b>	<b>\$0</b>	<b>\$0</b>	<b>\$0</b>	<b>\$0</b>	<b>\$0</b>	<b>\$808</b>
<b>Total</b>	<b>\$0</b>	<b>\$40</b>	<b>\$1010</b>	<b>\$0</b>	<b>\$0</b>	<b>\$0</b>	<b>\$0</b>	<b>\$0</b>	<b>\$1,050</b>



WV DOT

## 2023 - 2026 Transportation Improvement Program

Roadways

### Meadow Lane Roundabout

**MPO ID** B2022-14  
**Resp. Agency** WV DOT  
**Project Category** Roadways  
**State** West Virginia  
**CIP or CTP ID(s)** U30245504500

**Description:**  
Construct roundabout

**Project Category** TIP  
**Functional Class** Major Collector  
**County** Berkeley County  
**Est. Total Cost** \$870  
**Prior Years Cost** \$0  
**Future Years Cost** \$0

**Limits:**

**LRTP Relationship:**  
Safety







# 2023 - 2026 Transportation Improvement Program

## Meadow Lane Roundabout

(Funding in Thousands)

### Congestion Management and Air Quality

Phase	Prior Funds	FY 2023 Funds	FY 2024 Funds	FY 2025 Funds	FY 2026 Funds	FY 2027 Funds	FY 2028 Funds	Future Funds	Total Four-Year Funding Request
ENG	\$0	\$0	\$0	\$0	\$0	\$0	\$0	\$0	\$0
ROW	\$0	\$0	\$0	\$0	\$0	\$0	\$0	\$0	\$0
CON	\$0	\$0	\$696	\$0	\$0	\$0	\$0	\$0	\$696
Transit	\$0	\$0	\$0	\$0	\$0	\$0	\$0	\$0	\$0
MPO	\$0	\$0	\$0	\$0	\$0	\$0	\$0	\$0	\$0
OTH	\$0	\$0	\$0	\$0	\$0	\$0	\$0	\$0	\$0
Subtotal	\$0	\$0	\$696	\$0	\$0	\$0	\$0	\$0	\$696



2023 - 2026 Transportation Improvement Program

Meadow Lane Roundabout

(Funding in Thousands)

State Funding - West Virginia

Phase	Prior Funds	FY 2023 Funds	FY 2024 Funds	FY 2025 Funds	FY 2026 Funds	FY 2027 Funds	FY 2028 Funds	Future Funds	Total Four-Year Funding Request
ENG	\$0	\$0	\$0	\$0	\$0	\$0	\$0	\$0	\$0
ROW	\$0	\$0	\$0	\$0	\$0	\$0	\$0	\$0	\$0
CON	\$0	\$0	\$174	\$0	\$0	\$0	\$0	\$0	\$174
Transit	\$0	\$0	\$0	\$0	\$0	\$0	\$0	\$0	\$0
MPO	\$0	\$0	\$0	\$0	\$0	\$0	\$0	\$0	\$0
OTH	\$0	\$0	\$0	\$0	\$0	\$0	\$0	\$0	\$0
Subtotal	\$0	\$0	\$174	\$0	\$0	\$0	\$0	\$0	\$174
Total	\$0	\$0	\$870	\$0	\$0	\$0	\$0	\$0	\$870



# Martinsburg North Queen St

<b>MPO ID</b>	B2022-18	<b>Project Category</b>	TIP
<b>Resp. Agency</b>	WV DOT	<b>Functional Class</b>	Community Development
<b>Project Category</b>	Roadways	<b>County</b>	Berkeley County
<b>State</b>	West Virginia	<b>Est. Total Cost</b>	\$1,177
<b>CIP or CTP ID(s)</b>	TAP2020069D	<b>Prior Years Cost</b>	\$100
		<b>Future Years Cost</b>	\$0

**Description:**  
Design ADA sidewalks

**Limits:**  
Race Street to Pennsylvania Avenue heading NB on US11/Queen St in City of Martinsburg

**LRTP Relationship:**  
Bicycle and Pedestrian Element





# 2023 - 2026 Transportation Improvement Program

## Martinsburg North Queen St

(Funding in Thousands)

### Local Match

Phase	Prior Funds	FY 2023 Funds	FY 2024 Funds	FY 2025 Funds	FY 2026 Funds	FY 2027 Funds	FY 2028 Funds	Future Funds	Total Four-Year Funding Request
ENG	\$20	\$0	\$0	\$0	\$0	\$0	\$0	\$0	\$20
ROW	\$0	\$0	\$0	\$0	\$0	\$0	\$0	\$0	\$0
CON	\$0	\$215	\$0	\$0	\$0	\$0	\$0	\$0	\$215
Transit	\$0	\$0	\$0	\$0	\$0	\$0	\$0	\$0	\$0
MPO	\$0	\$0	\$0	\$0	\$0	\$0	\$0	\$0	\$0
OTH	\$0	\$0	\$0	\$0	\$0	\$0	\$0	\$0	\$0
Subtotal	\$20	\$215	\$0	\$0	\$0	\$0	\$0	\$0	\$235



## 2023 - 2026 Transportation Improvement Program

## Martinsburg North Queen St

(Funding in Thousands)

## Transportation Alternatives Program

Phase	Prior Funds	FY 2023 Funds	FY 2024 Funds	FY 2025 Funds	FY 2026 Funds	FY 2027 Funds	FY 2028 Funds	Future Funds	Total Four-Year Funding Request
ENG	\$80	\$0	\$0	\$0	\$0	\$0	\$0	\$0	\$80
ROW	\$0	\$0	\$0	\$0	\$0	\$0	\$0	\$0	\$0
CON	\$0	\$0	\$0	\$0	\$0	\$0	\$0	\$0	\$0
Transit	\$0	\$0	\$0	\$0	\$0	\$0	\$0	\$0	\$0
MPO	\$0	\$0	\$0	\$0	\$0	\$0	\$0	\$0	\$0
OTH	\$0	\$0	\$0	\$0	\$0	\$0	\$0	\$0	\$0
<b>Subtotal</b>	<b>\$80</b>	<b>\$0</b>	<b>\$0</b>	<b>\$0</b>	<b>\$0</b>	<b>\$0</b>	<b>\$0</b>	<b>\$0</b>	<b>\$80</b>

## TAP 5-200K POP

Phase	Prior Funds	FY 2023 Funds	FY 2024 Funds	FY 2025 Funds	FY 2026 Funds	FY 2027 Funds	FY 2028 Funds	Future Funds	Total Four-Year Funding Request
ENG	\$0	\$0	\$0	\$0	\$0	\$0	\$0	\$0	\$0
ROW	\$0	\$0	\$0	\$0	\$0	\$0	\$0	\$0	\$0
CON	\$0	\$862	\$0	\$0	\$0	\$0	\$0	\$0	\$862
Transit	\$0	\$0	\$0	\$0	\$0	\$0	\$0	\$0	\$0
MPO	\$0	\$0	\$0	\$0	\$0	\$0	\$0	\$0	\$0
OTH	\$0	\$0	\$0	\$0	\$0	\$0	\$0	\$0	\$0
<b>Subtotal</b>	<b>\$0</b>	<b>\$862</b>	<b>\$0</b>	<b>\$0</b>	<b>\$0</b>	<b>\$0</b>	<b>\$0</b>	<b>\$0</b>	<b>\$862</b>
<b>Total</b>	<b>\$100</b>	<b>\$1077</b>	<b>\$0</b>	<b>\$0</b>	<b>\$0</b>	<b>\$0</b>	<b>\$0</b>	<b>\$0</b>	<b>\$1,177</b>



Roadway Striping (D5)

**MPO ID** B2023-04  
**Resp. Agency** WV DOT  
**Project Category** Roadways  
**State** West Virginia  
**CIP or CTP ID(s)** STP2020024D

**Project Category** TIP  
**Functional Class** NA  
**County** Berkeley County  
**Est. Total Cost** \$15,292  
**Prior Years Cost** \$6,475  
**Future Years Cost** \$0

**Description:**  
Install pavement markings.

**Limits:**

**LRTP Relationship:**  
System Preservation





# 2023 - 2026 Transportation Improvement Program

## Roadway Striping (D5)

(Funding in Thousands)

### Highway Safety Improvement Program

Phase	Prior Funds	FY 2023 Funds	FY 2024 Funds	FY 2025 Funds	FY 2026 Funds	FY 2027 Funds	FY 2028 Funds	Future Funds	Total Four-Year Funding Request
ENG	\$0	\$0	\$0	\$0	\$0	\$0	\$0	\$0	\$0
ROW	\$0	\$0	\$0	\$0	\$0	\$0	\$0	\$0	\$0
CON	\$0	\$1976	\$0	\$0	\$0	\$0	\$0	\$0	\$1,976
Transit	\$0	\$0	\$0	\$0	\$0	\$0	\$0	\$0	\$0
MPO	\$0	\$0	\$0	\$0	\$0	\$0	\$0	\$0	\$0
OTH	\$0	\$0	\$0	\$0	\$0	\$0	\$0	\$0	\$0
Subtotal	\$0	\$1976	\$0	\$0	\$0	\$0	\$0	\$0	\$1,976

**2023 - 2026 Transportation Improvement Program****Roadway Striping (D5)**

(Funding in Thousands)

**State Funding - West Virginia**

Phase	Prior Funds	FY 2023 Funds	FY 2024 Funds	FY 2025 Funds	FY 2026 Funds	FY 2027 Funds	FY 2028 Funds	Future Funds	Total Four-Year Funding Request
ENG	\$0	\$0	\$0	\$0	\$0	\$0	\$0	\$0	\$0
ROW	\$0	\$0	\$0	\$0	\$0	\$0	\$0	\$0	\$0
CON	\$701	\$1854	\$0	\$580	\$580	\$0	\$0	\$0	\$3,715
Transit	\$0	\$0	\$0	\$0	\$0	\$0	\$0	\$0	\$0
MPO	\$0	\$0	\$0	\$0	\$0	\$0	\$0	\$0	\$0
OTH	\$0	\$0	\$0	\$0	\$0	\$0	\$0	\$0	\$0
<b>Subtotal</b>	<b>\$701</b>	<b>\$1854</b>	<b>\$0</b>	<b>\$580</b>	<b>\$580</b>	<b>\$0</b>	<b>\$0</b>	<b>\$0</b>	<b>\$3,715</b>

**Surface Transportation Block Grant program**

Phase	Prior Funds	FY 2023 Funds	FY 2024 Funds	FY 2025 Funds	FY 2026 Funds	FY 2027 Funds	FY 2028 Funds	Future Funds	Total Four-Year Funding Request
ENG	\$0	\$0	\$0	\$0	\$0	\$0	\$0	\$0	\$0
ROW	\$0	\$0	\$0	\$0	\$0	\$0	\$0	\$0	\$0
CON	\$4138	\$0	\$0	\$0	\$0	\$0	\$0	\$0	\$4,138
Transit	\$0	\$0	\$0	\$0	\$0	\$0	\$0	\$0	\$0
MPO	\$0	\$0	\$0	\$0	\$0	\$0	\$0	\$0	\$0
OTH	\$0	\$0	\$0	\$0	\$0	\$0	\$0	\$0	\$0
<b>Subtotal</b>	<b>\$4138</b>	<b>\$0</b>	<b>\$0</b>	<b>\$0</b>	<b>\$0</b>	<b>\$0</b>	<b>\$0</b>	<b>\$0</b>	<b>\$4,138</b>





## 2023 - 2026 Transportation Improvement Program

## Roadway Striping (D5)

(Funding in Thousands)

## Surface Transportation Block Grant program

Phase	Prior Funds	FY 2023 Funds	FY 2024 Funds	FY 2025 Funds	FY 2026 Funds	FY 2027 Funds	FY 2028 Funds	Future Funds	Total Four-Year Funding Request
ENG	\$0	\$0	\$0	\$0	\$0	\$0	\$0	\$0	\$0
ROW	\$0	\$0	\$0	\$0	\$0	\$0	\$0	\$0	\$0
CON	\$818	\$0	\$0	\$0	\$0	\$0	\$0	\$0	\$818
Transit	\$0	\$0	\$0	\$0	\$0	\$0	\$0	\$0	\$0
MPO	\$0	\$0	\$0	\$0	\$0	\$0	\$0	\$0	\$0
OTH	\$0	\$0	\$0	\$0	\$0	\$0	\$0	\$0	\$0
<b>Subtotal</b>	<b>\$818</b>	<b>\$0</b>	<b>\$0</b>	<b>\$0</b>	<b>\$0</b>	<b>\$0</b>	<b>\$0</b>	<b>\$0</b>	<b>\$818</b>

## Surface Transportation Block Grant program

Phase	Prior Funds	FY 2023 Funds	FY 2024 Funds	FY 2025 Funds	FY 2026 Funds	FY 2027 Funds	FY 2028 Funds	Future Funds	Total Four-Year Funding Request
ENG	\$0	\$0	\$0	\$0	\$0	\$0	\$0	\$0	\$0
ROW	\$0	\$0	\$0	\$0	\$0	\$0	\$0	\$0	\$0
CON	\$818	\$2349	\$0	\$739	\$739	\$0	\$0	\$0	\$4,645
Transit	\$0	\$0	\$0	\$0	\$0	\$0	\$0	\$0	\$0
MPO	\$0	\$0	\$0	\$0	\$0	\$0	\$0	\$0	\$0
OTH	\$0	\$0	\$0	\$0	\$0	\$0	\$0	\$0	\$0
<b>Subtotal</b>	<b>\$818</b>	<b>\$2349</b>	<b>\$0</b>	<b>\$739</b>	<b>\$739</b>	<b>\$0</b>	<b>\$0</b>	<b>\$0</b>	<b>\$4,645</b>
<b>Total</b>	<b>\$6475</b>	<b>\$6179</b>	<b>\$0</b>	<b>\$1319</b>	<b>\$1319</b>	<b>\$0</b>	<b>\$0</b>	<b>\$0</b>	<b>\$15,292</b>



D-5 Recall Striping

**MPO ID** B2023-05  
**Resp. Agency** WV DOT  
**Project Category** Roadways  
**State** West Virginia  
**CIP or CTP ID(s)** STP2021012D

**Project Category** TIP  
**Functional Class** NA  
**County** Berkeley County  
**Est. Total Cost** \$2,095  
**Prior Years Cost** \$630  
**Future Years Cost** \$0

**Description:**  
Pavement marking (paint)

**Limits:**

**LRTP Relationship:**  
System Preservation





2023 - 2026 Transportation Improvement Program

D-5 Recall Striping

(Funding in Thousands)

Highway Safety Improvement Program

Phase	Prior Funds	FY 2023 Funds	FY 2024 Funds	FY 2025 Funds	FY 2026 Funds	FY 2027 Funds	FY 2028 Funds	Future Funds	Total Four-Year Funding Request
ENG	\$0	\$0	\$0	\$0	\$0	\$0	\$0	\$0	\$0
ROW	\$0	\$0	\$0	\$0	\$0	\$0	\$0	\$0	\$0
CON	\$0	\$100	\$100	\$0	\$0	\$0	\$0	\$0	\$200
Transit	\$0	\$0	\$0	\$0	\$0	\$0	\$0	\$0	\$0
MPO	\$0	\$0	\$0	\$0	\$0	\$0	\$0	\$0	\$0
OTH	\$0	\$0	\$0	\$0	\$0	\$0	\$0	\$0	\$0
Subtotal	\$0	\$100	\$100	\$0	\$0	\$0	\$0	\$0	\$200



## 2023 - 2026 Transportation Improvement Program

## D-5 Recall Striping

(Funding in Thousands)

## State Funding - West Virginia

Phase	Prior Funds	FY 2023 Funds	FY 2024 Funds	FY 2025 Funds	FY 2026 Funds	FY 2027 Funds	FY 2028 Funds	Future Funds	Total Four-Year Funding Request
ENG	\$0	\$0	\$0	\$0	\$0	\$0	\$0	\$0	\$0
ROW	\$0	\$0	\$0	\$0	\$0	\$0	\$0	\$0	\$0
CON	\$189	\$143	\$143	\$84	\$69	\$0	\$0	\$0	\$628
Transit	\$0	\$0	\$0	\$0	\$0	\$0	\$0	\$0	\$0
MPO	\$0	\$0	\$0	\$0	\$0	\$0	\$0	\$0	\$0
OTH	\$0	\$0	\$0	\$0	\$0	\$0	\$0	\$0	\$0
<b>Subtotal</b>	<b>\$189</b>	<b>\$143</b>	<b>\$143</b>	<b>\$84</b>	<b>\$69</b>	<b>\$0</b>	<b>\$0</b>	<b>\$0</b>	<b>\$628</b>

## Surface Transportation Block Grant program

Phase	Prior Funds	FY 2023 Funds	FY 2024 Funds	FY 2025 Funds	FY 2026 Funds	FY 2027 Funds	FY 2028 Funds	Future Funds	Total Four-Year Funding Request
ENG	\$0	\$0	\$0	\$0	\$0	\$0	\$0	\$0	\$0
ROW	\$0	\$0	\$0	\$0	\$0	\$0	\$0	\$0	\$0
CON	\$0	\$234	\$234	\$196	\$162	\$0	\$0	\$0	\$826
Transit	\$0	\$0	\$0	\$0	\$0	\$0	\$0	\$0	\$0
MPO	\$0	\$0	\$0	\$0	\$0	\$0	\$0	\$0	\$0
OTH	\$0	\$0	\$0	\$0	\$0	\$0	\$0	\$0	\$0
<b>Subtotal</b>	<b>\$0</b>	<b>\$234</b>	<b>\$234</b>	<b>\$196</b>	<b>\$162</b>	<b>\$0</b>	<b>\$0</b>	<b>\$0</b>	<b>\$826</b>

**2023 - 2026 Transportation Improvement Program****D-5 Recall Striping**

(Funding in Thousands)

**Surface Transportation Program**

Phase	Prior Funds	FY 2023 Funds	FY 2024 Funds	FY 2025 Funds	FY 2026 Funds	FY 2027 Funds	FY 2028 Funds	Future Funds	Total Four-Year Funding Request
ENG	\$0	\$0	\$0	\$0	\$0	\$0	\$0	\$0	\$0
ROW	\$0	\$0	\$0	\$0	\$0	\$0	\$0	\$0	\$0
CON	\$441	\$0	\$0	\$0	\$0	\$0	\$0	\$0	\$441
Transit	\$0	\$0	\$0	\$0	\$0	\$0	\$0	\$0	\$0
MPO	\$0	\$0	\$0	\$0	\$0	\$0	\$0	\$0	\$0
OTH	\$0	\$0	\$0	\$0	\$0	\$0	\$0	\$0	\$0
<b>Subtotal</b>	<b>\$441</b>	<b>\$0</b>	<b>\$0</b>	<b>\$0</b>	<b>\$0</b>	<b>\$0</b>	<b>\$0</b>	<b>\$0</b>	<b>\$441</b>
<b>Total</b>	<b>\$630</b>	<b>\$477</b>	<b>\$477</b>	<b>\$280</b>	<b>\$231</b>	<b>\$0</b>	<b>\$0</b>	<b>\$0</b>	<b>\$2,095</b>



SF BR Inspect - D5

**MPO ID** B2023-06  
**Resp. Agency** WV DOT  
**Project Category** Roadways  
**State** West Virginia  
**CIP or CTP ID(s)** NHST2023016D

**Project Category** TIP  
**Functional Class** NA  
**County** Berkeley County  
**Est. Total Cost** \$3,900  
**Prior Years Cost** \$900  
**Future Years Cost** \$0

**Description:**  
Bridge inspection by SF

**Limits:**

**L RTP Relationship:**  
System Preservation





## 2023 - 2026 Transportation Improvement Program

## SF BR Inspect - D5

(Funding in Thousands)

## HWI-BR

Phase	Prior Funds	FY 2023 Funds	FY 2024 Funds	FY 2025 Funds	FY 2026 Funds	FY 2027 Funds	FY 2028 Funds	Future Funds	Total Four-Year Funding Request
ENG	\$0	\$0	\$0	\$240	\$0	\$0	\$0	\$0	\$240
ROW	\$0	\$0	\$0	\$0	\$0	\$0	\$0	\$0	\$0
CON	\$0	\$0	\$0	\$0	\$0	\$0	\$0	\$0	\$0
Transit	\$0	\$0	\$0	\$0	\$0	\$0	\$0	\$0	\$0
MPO	\$0	\$0	\$0	\$0	\$0	\$0	\$0	\$0	\$0
OTH	\$0	\$0	\$0	\$0	\$0	\$0	\$0	\$0	\$0
<b>Subtotal</b>	<b>\$0</b>	<b>\$0</b>	<b>\$0</b>	<b>\$240</b>	<b>\$0</b>	<b>\$0</b>	<b>\$0</b>	<b>\$0</b>	<b>\$240</b>

## State Funding - West Virginia

Phase	Prior Funds	FY 2023 Funds	FY 2024 Funds	FY 2025 Funds	FY 2026 Funds	FY 2027 Funds	FY 2028 Funds	Future Funds	Total Four-Year Funding Request
ENG	\$180	\$300	\$0	\$120	\$180	\$0	\$0	\$0	\$780
ROW	\$0	\$0	\$0	\$0	\$0	\$0	\$0	\$0	\$0
CON	\$0	\$0	\$0	\$0	\$0	\$0	\$0	\$0	\$0
Transit	\$0	\$0	\$0	\$0	\$0	\$0	\$0	\$0	\$0
MPO	\$0	\$0	\$0	\$0	\$0	\$0	\$0	\$0	\$0
OTH	\$0	\$0	\$0	\$0	\$0	\$0	\$0	\$0	\$0
<b>Subtotal</b>	<b>\$180</b>	<b>\$300</b>	<b>\$0</b>	<b>\$120</b>	<b>\$180</b>	<b>\$0</b>	<b>\$0</b>	<b>\$0</b>	<b>\$780</b>



## 2023 - 2026 Transportation Improvement Program

## SF BR Inspect - D5

(Funding in Thousands)

## Surface Transportation Block Grant program

Phase	Prior Funds	FY 2023 Funds	FY 2024 Funds	FY 2025 Funds	FY 2026 Funds	FY 2027 Funds	FY 2028 Funds	Future Funds	Total Four-Year Funding Request
ENG	\$360	\$0	\$0	\$0	\$0	\$0	\$0	\$0	\$360
ROW	\$0	\$0	\$0	\$0	\$0	\$0	\$0	\$0	\$0
CON	\$0	\$0	\$0	\$0	\$0	\$0	\$0	\$0	\$0
Transit	\$0	\$0	\$0	\$0	\$0	\$0	\$0	\$0	\$0
MPO	\$0	\$0	\$0	\$0	\$0	\$0	\$0	\$0	\$0
OTH	\$0	\$0	\$0	\$0	\$0	\$0	\$0	\$0	\$0
<b>Subtotal</b>	<b>\$360</b>	<b>\$0</b>	<b>\$0</b>	<b>\$0</b>	<b>\$0</b>	<b>\$0</b>	<b>\$0</b>	<b>\$0</b>	<b>\$360</b>

## Surface Transportation Block Grant program

Phase	Prior Funds	FY 2023 Funds	FY 2024 Funds	FY 2025 Funds	FY 2026 Funds	FY 2027 Funds	FY 2028 Funds	Future Funds	Total Four-Year Funding Request
ENG	\$0	\$600	\$0	\$0	\$360	\$0	\$0	\$0	\$960
ROW	\$0	\$0	\$0	\$0	\$0	\$0	\$0	\$0	\$0
CON	\$0	\$0	\$0	\$0	\$0	\$0	\$0	\$0	\$0
Transit	\$0	\$0	\$0	\$0	\$0	\$0	\$0	\$0	\$0
MPO	\$0	\$0	\$0	\$0	\$0	\$0	\$0	\$0	\$0
OTH	\$0	\$0	\$0	\$0	\$0	\$0	\$0	\$0	\$0
<b>Subtotal</b>	<b>\$0</b>	<b>\$600</b>	<b>\$0</b>	<b>\$0</b>	<b>\$360</b>	<b>\$0</b>	<b>\$0</b>	<b>\$0</b>	<b>\$960</b>





WV DOT

# 2023 - 2026 Transportation Improvement Program

Roadways

## SF BR Inspect - D5

(Funding in Thousands)

### STBG Off

Phase	Prior Funds	FY 2023 Funds	FY 2024 Funds	FY 2025 Funds	FY 2026 Funds	FY 2027 Funds	FY 2028 Funds	Future Funds	Total Four-Year Funding Request
ENG	\$360	\$600	\$0	\$240	\$360	\$0	\$0	\$0	\$1,560
ROW	\$0	\$0	\$0	\$0	\$0	\$0	\$0	\$0	\$0
CON	\$0	\$0	\$0	\$0	\$0	\$0	\$0	\$0	\$0
Transit	\$0	\$0	\$0	\$0	\$0	\$0	\$0	\$0	\$0
MPO	\$0	\$0	\$0	\$0	\$0	\$0	\$0	\$0	\$0
OTH	\$0	\$0	\$0	\$0	\$0	\$0	\$0	\$0	\$0
Subtotal	\$360	\$600	\$0	\$240	\$360	\$0	\$0	\$0	\$1,560
Total	\$900	\$1500	\$0	\$600	\$900	\$0	\$0	\$0	\$3,900



# Specks Run Rd Traffic Signal

**MPO ID** B2023-07  
**Resp. Agency** WV DOT  
**Project Category** Roadways  
**State** West Virginia  
**CIP or CTP ID(s)** STBG0011187D

**Description:**  
Install traffic signal

**Limits:**

**LRTP Relationship:**  
Fiscally Constrained Project

**Project Category** TIP  
**Functional Class** Minor Arterial  
**County** Berkeley County  
**Est. Total Cost** \$475  
**Prior Years Cost** \$0  
**Future Years Cost** \$0





## 2023 - 2026 Transportation Improvement Program

## Specks Run Rd Traffic Signal

(Funding in Thousands)

## State Funding - West Virginia

Phase	Prior Funds	FY 2023 Funds	FY 2024 Funds	FY 2025 Funds	FY 2026 Funds	FY 2027 Funds	FY 2028 Funds	Future Funds	Total Four-Year Funding Request
ENG	\$0	\$0	\$0	\$0	\$0	\$0	\$0	\$0	\$0
ROW	\$0	\$15	\$0	\$0	\$0	\$0	\$0	\$0	\$15
CON	\$0	\$0	\$80	\$0	\$0	\$0	\$0	\$0	\$80
Transit	\$0	\$0	\$0	\$0	\$0	\$0	\$0	\$0	\$0
MPO	\$0	\$0	\$0	\$0	\$0	\$0	\$0	\$0	\$0
OTH	\$0	\$0	\$0	\$0	\$0	\$0	\$0	\$0	\$0
<b>Subtotal</b>	<b>\$0</b>	<b>\$15</b>	<b>\$80</b>	<b>\$0</b>	<b>\$0</b>	<b>\$0</b>	<b>\$0</b>	<b>\$0</b>	<b>\$95</b>

## Surface Transportation Block Grant program

Phase	Prior Funds	FY 2023 Funds	FY 2024 Funds	FY 2025 Funds	FY 2026 Funds	FY 2027 Funds	FY 2028 Funds	Future Funds	Total Four-Year Funding Request
ENG	\$0	\$0	\$0	\$0	\$0	\$0	\$0	\$0	\$0
ROW	\$0	\$60	\$0	\$0	\$0	\$0	\$0	\$0	\$60
CON	\$0	\$0	\$320	\$0	\$0	\$0	\$0	\$0	\$320
Transit	\$0	\$0	\$0	\$0	\$0	\$0	\$0	\$0	\$0
MPO	\$0	\$0	\$0	\$0	\$0	\$0	\$0	\$0	\$0
OTH	\$0	\$0	\$0	\$0	\$0	\$0	\$0	\$0	\$0
<b>Subtotal</b>	<b>\$0</b>	<b>\$60</b>	<b>\$320</b>	<b>\$0</b>	<b>\$0</b>	<b>\$0</b>	<b>\$0</b>	<b>\$0</b>	<b>\$380</b>
<b>Total</b>	<b>\$0</b>	<b>\$75</b>	<b>\$400</b>	<b>\$0</b>	<b>\$0</b>	<b>\$0</b>	<b>\$0</b>	<b>\$0</b>	<b>\$475</b>



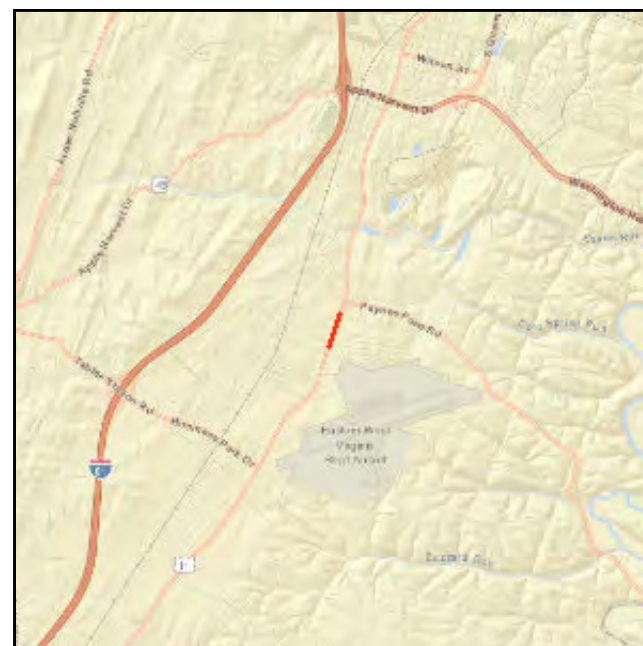
## Route 11 Turning Improvements

<b>MPO ID</b>	B2023-11	<b>Project Category</b>	TIP
<b>Resp. Agency</b>	WV DOT	<b>Functional Class</b>	Minor Arterial
<b>Project Category</b>	Roadways	<b>County</b>	Berkeley County
<b>State</b>	West Virginia	<b>Est. Total Cost</b>	\$1,366
<b>CIP or CTP ID(s)</b>	CMAQ0011190D	<b>Prior Years Cost</b>	\$0
<b>Description:</b>		<b>Future Years Cost</b>	\$0

**Description:**  
Construct turning lanes

**Limits:**

**L RTP Relationship:**  
Congestion Management





## 2023 - 2026 Transportation Improvement Program

## Route 11 Turning Improvements

(Funding in Thousands)

## CMAQ 2.5

Phase	Prior Funds	FY 2023 Funds	FY 2024 Funds	FY 2025 Funds	FY 2026 Funds	FY 2027 Funds	FY 2028 Funds	Future Funds	Total Four-Year Funding Request
ENG	\$0	\$0	\$0	\$0	\$0	\$0	\$0	\$0	\$0
ROW	\$0	\$0	\$0	\$0	\$0	\$0	\$0	\$0	\$0
CON	\$0	\$0	\$1093	\$0	\$0	\$0	\$0	\$0	\$1,093
Transit	\$0	\$0	\$0	\$0	\$0	\$0	\$0	\$0	\$0
MPO	\$0	\$0	\$0	\$0	\$0	\$0	\$0	\$0	\$0
OTH	\$0	\$0	\$0	\$0	\$0	\$0	\$0	\$0	\$0
<b>Subtotal</b>	<b>\$0</b>	<b>\$0</b>	<b>\$1093</b>	<b>\$0</b>	<b>\$0</b>	<b>\$0</b>	<b>\$0</b>	<b>\$0</b>	<b>\$1,093</b>

## State Funding - West Virginia

Phase	Prior Funds	FY 2023 Funds	FY 2024 Funds	FY 2025 Funds	FY 2026 Funds	FY 2027 Funds	FY 2028 Funds	Future Funds	Total Four-Year Funding Request
ENG	\$0	\$0	\$0	\$0	\$0	\$0	\$0	\$0	\$0
ROW	\$0	\$0	\$0	\$0	\$0	\$0	\$0	\$0	\$0
CON	\$0	\$0	\$273	\$0	\$0	\$0	\$0	\$0	\$273
Transit	\$0	\$0	\$0	\$0	\$0	\$0	\$0	\$0	\$0
MPO	\$0	\$0	\$0	\$0	\$0	\$0	\$0	\$0	\$0
OTH	\$0	\$0	\$0	\$0	\$0	\$0	\$0	\$0	\$0
<b>Subtotal</b>	<b>\$0</b>	<b>\$0</b>	<b>\$273</b>	<b>\$0</b>	<b>\$0</b>	<b>\$0</b>	<b>\$0</b>	<b>\$0</b>	<b>\$273</b>
<b>Total</b>	<b>\$0</b>	<b>\$0</b>	<b>\$1366</b>	<b>\$0</b>	<b>\$0</b>	<b>\$0</b>	<b>\$0</b>	<b>\$0</b>	<b>\$1,366</b>



I-81 Signing

**MPO ID** B2023-13  
**Resp. Agency** WV DOT  
**Project Category** Roadways  
**State** West Virginia  
**CIP or CTP ID(s)** STGB0081037D

**Description:**  
Renovate signing

**Project Category** TIP  
**Functional Class** Interstates  
**County** Berkeley County  
**Est. Total Cost** \$5,500  
**Prior Years Cost** \$0  
**Future Years Cost** \$0

**Limits:**

**LRTP Relationship:**  
Safety



**2023 - 2026 Transportation Improvement Program****I-81 Signing**

(Funding in Thousands)

**National Highway Performance Program**

Phase	Prior Funds	FY 2023 Funds	FY 2024 Funds	FY 2025 Funds	FY 2026 Funds	FY 2027 Funds	FY 2028 Funds	Future Funds	Total Four-Year Funding Request
ENG	\$0	\$500	\$0	\$0	\$0	\$0	\$0	\$0	\$500
ROW	\$0	\$0	\$0	\$0	\$0	\$0	\$0	\$0	\$0
CON	\$0	\$0	\$0	\$5000	\$0	\$0	\$0	\$0	\$5,000
Transit	\$0	\$0	\$0	\$0	\$0	\$0	\$0	\$0	\$0
MPO	\$0	\$0	\$0	\$0	\$0	\$0	\$0	\$0	\$0
OTH	\$0	\$0	\$0	\$0	\$0	\$0	\$0	\$0	\$0
<b>Subtotal</b>	<b>\$0</b>	<b>\$500</b>	<b>\$0</b>	<b>\$5000</b>	<b>\$0</b>	<b>\$0</b>	<b>\$0</b>	<b>\$0</b>	<b>\$5,500</b>
<b>Total</b>	<b>\$0</b>	<b>\$500</b>	<b>\$0</b>	<b>\$5000</b>	<b>\$0</b>	<b>\$0</b>	<b>\$0</b>	<b>\$0</b>	<b>\$5,500</b>



D5 Rdway Departure

**MPO ID** B2023-14  
**Resp. Agency** WV DOT  
**Project Category** Roadways  
**State** West Virginia  
**CIP or CTP ID(s)** HSIP2023040D

**Description:**  
Signing;Delineators

**Project Category** TIP  
**Functional Class**  
**County** Berkeley-Jefferson Regional  
**Est. Total Cost** \$124  
**Prior Years Cost** \$0  
**Future Years Cost** \$0

**Limits:**

**LRTP Relationship:**







2023 - 2026 Transportation Improvement Program

D5 Rdway Departure

(Funding in Thousands)

Highway Safety Improvement Program

Phase	Prior Funds	FY 2023 Funds	FY 2024 Funds	FY 2025 Funds	FY 2026 Funds	FY 2027 Funds	FY 2028 Funds	Future Funds	Total Four-Year Funding Request
ENG	\$0	\$0	\$0	\$0	\$0	\$0	\$0	\$0	\$0
ROW	\$0	\$0	\$0	\$0	\$0	\$0	\$0	\$0	\$0
CON	\$0	\$0	\$112	\$0	\$0	\$0	\$0	\$0	\$112
Transit	\$0	\$0	\$0	\$0	\$0	\$0	\$0	\$0	\$0
MPO	\$0	\$0	\$0	\$0	\$0	\$0	\$0	\$0	\$0
OTH	\$0	\$0	\$0	\$0	\$0	\$0	\$0	\$0	\$0
Subtotal	\$0	\$0	\$112	\$0	\$0	\$0	\$0	\$0	\$112



## 2023 - 2026 Transportation Improvement Program

## D5 Rdway Departure

(Funding in Thousands)

## State Funding - West Virginia

Phase	Prior Funds	FY 2023 Funds	FY 2024 Funds	FY 2025 Funds	FY 2026 Funds	FY 2027 Funds	FY 2028 Funds	Future Funds	Total Four-Year Funding Request
ENG	\$0	\$0	\$0	\$0	\$0	\$0	\$0	\$0	\$0
ROW	\$0	\$0	\$0	\$0	\$0	\$0	\$0	\$0	\$0
CON	\$0	\$0	\$12	\$0	\$0	\$0	\$0	\$0	\$12
Transit	\$0	\$0	\$0	\$0	\$0	\$0	\$0	\$0	\$0
MPO	\$0	\$0	\$0	\$0	\$0	\$0	\$0	\$0	\$0
OTH	\$0	\$0	\$0	\$0	\$0	\$0	\$0	\$0	\$0
Subtotal	\$0	\$0	\$12	\$0	\$0	\$0	\$0	\$0	\$12
Total	\$0	\$0	\$124	\$0	\$0	\$0	\$0	\$0	\$124



Sewage Treatment Plant Bridge

MPO ID	B2023-15	Project Category	TIP
Resp. Agency	WV DOT	Functional Class	
Project Category	Roadways	County	Berkeley County
State	West Virginia	Est. Total Cost	\$435
CIP or CTP ID(s)	STBG2023207D	Prior Years Cost	\$0
Description:		Future Years Cost	\$0
Bridge Repair			

Limits:

LRTP Relationship:  
System Preservation





2023 - 2026 Transportation Improvement Program

Sewage Treatment Plant Bridge

(Funding in Thousands)

HWI-OFF									
Phase	Prior Funds	FY 2023 Funds	FY 2024 Funds	FY 2025 Funds	FY 2026 Funds	FY 2027 Funds	FY 2028 Funds	Future Funds	Total Four-Year Funding Request
ENG	\$0	\$0	\$300	\$0	\$0	\$0	\$0	\$0	\$300
ROW	\$0	\$0	\$0	\$10	\$0	\$0	\$0	\$0	\$10
CON	\$0	\$0	\$0	\$0	\$125	\$0	\$0	\$0	\$125
Transit	\$0	\$0	\$0	\$0	\$0	\$0	\$0	\$0	\$0
MPO	\$0	\$0	\$0	\$0	\$0	\$0	\$0	\$0	\$0
OTH	\$0	\$0	\$0	\$0	\$0	\$0	\$0	\$0	\$0
Subtotal	\$0	\$0	\$300	\$10	\$125	\$0	\$0	\$0	\$435
Total	\$0	\$0	\$300	\$10	\$125	\$0	\$0	\$0	\$435



WV DOT

## 2023 - 2026 Transportation Improvement Program

Roadways

### Bessemer Overhead +1

<b>MPO ID</b>	B2024-01	<b>Project Category</b>	TIP
<b>Resp. Agency</b>	WV DOT	<b>Functional Class</b>	Interstates
<b>Project Category</b>	Roadways	<b>County</b>	Berkeley County
<b>State</b>	West Virginia	<b>Est. Total Cost</b>	\$264
<b>CIP or CTP ID(s)</b>	STBG0081045D	<b>Prior Years Cost</b>	\$0
<b>Description:</b>		<b>Future Years Cost</b>	\$0

Limits:

LRTP Relationship:





2023 - 2026 Transportation Improvement Program

Bessemer Overhead +1

(Funding in Thousands)

HWI-BR

Phase	Prior Funds	FY 2023 Funds	FY 2024 Funds	FY 2025 Funds	FY 2026 Funds	FY 2027 Funds	FY 2028 Funds	Future Funds	Total Four-Year Funding Request
ENG	\$0	\$30	\$0	\$0	\$0	\$0	\$0	\$0	\$30
ROW	\$0	\$0	\$0	\$0	\$0	\$0	\$0	\$0	\$0
CON	\$0	\$0	\$0	\$182	\$0	\$0	\$0	\$0	\$182
Transit	\$0	\$0	\$0	\$0	\$0	\$0	\$0	\$0	\$0
MPO	\$0	\$0	\$0	\$0	\$0	\$0	\$0	\$0	\$0
OTH	\$0	\$0	\$0	\$0	\$0	\$0	\$0	\$0	\$0
Subtotal	\$0	\$30	\$0	\$182	\$0	\$0	\$0	\$0	\$212



## 2023 - 2026 Transportation Improvement Program

## Bessemer Overhead +1

(Funding in Thousands)

## State Funding - West Virginia

Phase	Prior Funds	FY 2023 Funds	FY 2024 Funds	FY 2025 Funds	FY 2026 Funds	FY 2027 Funds	FY 2028 Funds	Future Funds	Total Four-Year Funding Request
ENG	\$0	\$7	\$0	\$0	\$0	\$0	\$0	\$0	\$7
ROW	\$0	\$0	\$0	\$0	\$0	\$0	\$0	\$0	\$0
CON	\$0	\$0	\$0	\$45	\$0	\$0	\$0	\$0	\$45
Transit	\$0	\$0	\$0	\$0	\$0	\$0	\$0	\$0	\$0
MPO	\$0	\$0	\$0	\$0	\$0	\$0	\$0	\$0	\$0
OTH	\$0	\$0	\$0	\$0	\$0	\$0	\$0	\$0	\$0
Subtotal	\$0	\$7	\$0	\$45	\$0	\$0	\$0	\$0	\$52
Total	\$0	\$37	\$0	\$227	\$0	\$0	\$0	\$0	\$264







2023 - 2026 Transportation Improvement Program

Butts Mill Bridge

(Funding in Thousands)

State Funding - West Virginia

Phase	Prior Funds	FY 2023 Funds	FY 2024 Funds	FY 2025 Funds	FY 2026 Funds	FY 2027 Funds	FY 2028 Funds	Future Funds	Total Four-Year Funding Request
ENG	\$0	\$80	\$0	\$0	\$0	\$0	\$0	\$0	\$80
ROW	\$0	\$0	\$6	\$0	\$0	\$0	\$0	\$0	\$6
CON	\$0	\$0	\$0	\$0	\$0	\$0	\$180	\$0	\$180
Transit	\$0	\$0	\$0	\$0	\$0	\$0	\$0	\$0	\$0
MPO	\$0	\$0	\$0	\$0	\$0	\$0	\$0	\$0	\$0
OTH	\$0	\$0	\$0	\$0	\$0	\$0	\$0	\$0	\$0
Subtotal	\$0	\$80	\$6	\$0	\$0	\$0	\$180	\$0	\$266



## 2023 - 2026 Transportation Improvement Program

## Butts Mill Bridge

(Funding in Thousands)

## STBG Off

Phase	Prior Funds	FY 2023 Funds	FY 2024 Funds	FY 2025 Funds	FY 2026 Funds	FY 2027 Funds	FY 2028 Funds	Future Funds	Total Four-Year Funding Request
ENG	\$0	\$320	\$0	\$0	\$0	\$0	\$0	\$0	\$320
ROW	\$0	\$0	\$0	\$0	\$0	\$0	\$0	\$0	\$0
CON	\$0	\$0	\$0	\$0	\$0	\$0	\$0	\$0	\$0
Transit	\$0	\$0	\$0	\$0	\$0	\$0	\$0	\$0	\$0
MPO	\$0	\$0	\$0	\$0	\$0	\$0	\$0	\$0	\$0
OTH	\$0	\$0	\$0	\$0	\$0	\$0	\$0	\$0	\$0
<b>Subtotal</b>	<b>\$0</b>	<b>\$320</b>	<b>\$0</b>	<b>\$0</b>	<b>\$0</b>	<b>\$0</b>	<b>\$0</b>	<b>\$0</b>	<b>\$320</b>

## HWI-OFF

Phase	Prior Funds	FY 2023 Funds	FY 2024 Funds	FY 2025 Funds	FY 2026 Funds	FY 2027 Funds	FY 2028 Funds	Future Funds	Total Four-Year Funding Request
ENG	\$0	\$0	\$0	\$0	\$0	\$0	\$0	\$0	\$0
ROW	\$0	\$0	\$24	\$0	\$0	\$0	\$0	\$0	\$24
CON	\$0	\$0	\$0	\$0	\$0	\$0	\$0	\$0	\$0
Transit	\$0	\$0	\$0	\$0	\$0	\$0	\$0	\$0	\$0
MPO	\$0	\$0	\$0	\$0	\$0	\$0	\$0	\$0	\$0
OTH	\$0	\$0	\$0	\$0	\$0	\$0	\$0	\$0	\$0
<b>Subtotal</b>	<b>\$0</b>	<b>\$0</b>	<b>\$24</b>	<b>\$0</b>	<b>\$0</b>	<b>\$0</b>	<b>\$0</b>	<b>\$0</b>	<b>\$24</b>



2023 - 2026 Transportation Improvement Program

Butts Mill Bridge  
(Funding in Thousands)

HWI-BR

Phase	Prior Funds	FY 2023 Funds	FY 2024 Funds	FY 2025 Funds	FY 2026 Funds	FY 2027 Funds	FY 2028 Funds	Future Funds	Total Four-Year Funding Request
ENG	\$0	\$0	\$0	\$0	\$0	\$0	\$0	\$0	\$0
ROW	\$0	\$0	\$0	\$0	\$0	\$0	\$0	\$0	\$0
CON	\$0	\$0	\$0	\$0	\$0	\$0	\$720	\$0	\$720
Transit	\$0	\$0	\$0	\$0	\$0	\$0	\$0	\$0	\$0
MPO	\$0	\$0	\$0	\$0	\$0	\$0	\$0	\$0	\$0
OTH	\$0	\$0	\$0	\$0	\$0	\$0	\$0	\$0	\$0
Subtotal	\$0	\$0	\$0	\$0	\$0	\$0	\$720	\$0	\$720
Total	\$0	\$400	\$30	\$0	\$0	\$0	\$900	\$0	\$1,330



Harlan Run Bridge

**MPO ID** B2024-06  
**Resp. Agency** WV DOT  
**Project Category** Roadways  
**State** West Virginia  
**CIP or CTP ID(s)** STBG0001323D

**Description:**  
Bridge Replacement

**Limits:**

**L RTP Relationship:**

**Project Category** TIP  
**Functional Class** Local  
**County** Berkeley County  
**Est. Total Cost** \$450  
**Prior Years Cost** \$0  
**Future Years Cost** \$0





## 2023 - 2026 Transportation Improvement Program

## Harlan Run Bridge

(Funding in Thousands)

## HWI-BR

Phase	Prior Funds	FY 2023 Funds	FY 2024 Funds	FY 2025 Funds	FY 2026 Funds	FY 2027 Funds	FY 2028 Funds	Future Funds	Total Four-Year Funding Request
ENG	\$0	\$0	\$0	\$360	\$0	\$0	\$0	\$0	\$360
ROW	\$0	\$0	\$0	\$0	\$0	\$0	\$0	\$0	\$0
CON	\$0	\$0	\$0	\$0	\$0	\$0	\$0	\$0	\$0
Transit	\$0	\$0	\$0	\$0	\$0	\$0	\$0	\$0	\$0
MPO	\$0	\$0	\$0	\$0	\$0	\$0	\$0	\$0	\$0
OTH	\$0	\$0	\$0	\$0	\$0	\$0	\$0	\$0	\$0
<b>Subtotal</b>	<b>\$0</b>	<b>\$0</b>	<b>\$0</b>	<b>\$360</b>	<b>\$0</b>	<b>\$0</b>	<b>\$0</b>	<b>\$0</b>	<b>\$360</b>

## State Funding - West Virginia

Phase	Prior Funds	FY 2023 Funds	FY 2024 Funds	FY 2025 Funds	FY 2026 Funds	FY 2027 Funds	FY 2028 Funds	Future Funds	Total Four-Year Funding Request
ENG	\$0	\$0	\$0	\$90	\$0	\$0	\$0	\$0	\$90
ROW	\$0	\$0	\$0	\$0	\$0	\$0	\$0	\$0	\$0
CON	\$0	\$0	\$0	\$0	\$0	\$0	\$0	\$0	\$0
Transit	\$0	\$0	\$0	\$0	\$0	\$0	\$0	\$0	\$0
MPO	\$0	\$0	\$0	\$0	\$0	\$0	\$0	\$0	\$0
OTH	\$0	\$0	\$0	\$0	\$0	\$0	\$0	\$0	\$0
<b>Subtotal</b>	<b>\$0</b>	<b>\$0</b>	<b>\$0</b>	<b>\$90</b>	<b>\$0</b>	<b>\$0</b>	<b>\$0</b>	<b>\$0</b>	<b>\$90</b>
<b>Total</b>	<b>\$0</b>	<b>\$0</b>	<b>\$0</b>	<b>\$450</b>	<b>\$0</b>	<b>\$0</b>	<b>\$0</b>	<b>\$0</b>	<b>\$450</b>



New GM Access Road Bridge

MPO ID	B2024-07	Project Category	TIP
Resp. Agency	WV DOT	Functional Class	
Project Category	Roadways	County	Berkeley County
State	West Virginia	Est. Total Cost	\$900
CIP or CTP ID(s)	STBG030043D	Prior Years Cost	\$0
Description:		Future Years Cost	\$0
Bridge repair			

Limits:

L RTP Relationship:





## 2023 - 2026 Transportation Improvement Program

## New GM Access Road Bridge

(Funding in Thousands)

## HWI-BR

Phase	Prior Funds	FY 2023 Funds	FY 2024 Funds	FY 2025 Funds	FY 2026 Funds	FY 2027 Funds	FY 2028 Funds	Future Funds	Total Four-Year Funding Request
ENG	\$0	\$0	\$0	\$40	\$0	\$0	\$0	\$0	\$40
ROW	\$0	\$0	\$0	\$160	\$0	\$0	\$0	\$0	\$160
CON	\$0	\$0	\$0	\$0	\$520	\$0	\$0	\$0	\$520
Transit	\$0	\$0	\$0	\$0	\$0	\$0	\$0	\$0	\$0
MPO	\$0	\$0	\$0	\$0	\$0	\$0	\$0	\$0	\$0
OTH	\$0	\$0	\$0	\$0	\$0	\$0	\$0	\$0	\$0
Subtotal	\$0	\$0	\$0	\$200	\$520	\$0	\$0	\$0	\$720

## State Funding - West Virginia

Phase	Prior Funds	FY 2023 Funds	FY 2024 Funds	FY 2025 Funds	FY 2026 Funds	FY 2027 Funds	FY 2028 Funds	Future Funds	Total Four-Year Funding Request
ENG	\$0	\$0	\$0	\$10	\$0	\$0	\$0	\$0	\$10
ROW	\$0	\$0	\$0	\$40	\$0	\$0	\$0	\$0	\$40
CON	\$0	\$0	\$0	\$0	\$130	\$0	\$0	\$0	\$130
Transit	\$0	\$0	\$0	\$0	\$0	\$0	\$0	\$0	\$0
MPO	\$0	\$0	\$0	\$0	\$0	\$0	\$0	\$0	\$0
OTH	\$0	\$0	\$0	\$0	\$0	\$0	\$0	\$0	\$0
Subtotal	\$0	\$0	\$0	\$50	\$130	\$0	\$0	\$0	\$180
Total	\$0	\$0	\$0	\$250	\$650	\$0	\$0	\$0	\$900



WV DOT

# 2023 - 2026 Transportation Improvement Program

Roadways

## Old Mill Road Bridge

**MPO ID** B2024-08  
**Resp. Agency** WV DOT  
**Project Category** Roadways  
**State** West Virginia  
**CIP or CTP ID(s)** STBG4256002DBC

**Project Category** TIP  
**Functional Class** Major Collector  
**County** Berkeley County  
**Est. Total Cost** \$2,700  
**Prior Years Cost** \$0  
**Future Years Cost** \$2,100

**Description:**  
Bridge repair

**Limits:**

**LRTP Relationship:**







## 2023 - 2026 Transportation Improvement Program

## Old Mill Road Bridge

(Funding in Thousands)

## HWI-BR

Phase	Prior Funds	FY 2023 Funds	FY 2024 Funds	FY 2025 Funds	FY 2026 Funds	FY 2027 Funds	FY 2028 Funds	Future Funds	Total Four-Year Funding Request
ENG	\$0	\$0	\$600	\$0	\$0	\$0	\$0	\$0	\$600
ROW	\$0	\$0	\$0	\$0	\$0	\$0	\$0	\$0	\$100
CON	\$0	\$0	\$0	\$0	\$0	\$0	\$0	\$0	\$2,000
Transit	\$0	\$0	\$0	\$0	\$0	\$0	\$0	\$0	\$0
MPO	\$0	\$0	\$0	\$0	\$0	\$0	\$0	\$0	\$0
OTH	\$0	\$0	\$0	\$0	\$0	\$0	\$0	\$0	\$0
Subtotal	\$0	\$0	\$600	\$0	\$0	\$0	\$0	\$0	\$2,700

## State Funding - West Virginia

Phase	Prior Funds	FY 2023 Funds	FY 2024 Funds	FY 2025 Funds	FY 2026 Funds	FY 2027 Funds	FY 2028 Funds	Future Funds	Total Four-Year Funding Request
ENG	\$0	\$0	\$0	\$0	\$0	\$0	\$0	\$0	\$0
ROW	\$0	\$0	\$0	\$0	\$0	\$0	\$0	\$0	\$0
CON	\$0	\$0	\$0	\$0	\$0	\$0	\$0	\$0	\$0
Transit	\$0	\$0	\$0	\$0	\$0	\$0	\$0	\$0	\$0
MPO	\$0	\$0	\$0	\$0	\$0	\$0	\$0	\$0	\$0
OTH	\$0	\$0	\$0	\$0	\$0	\$0	\$0	\$0	\$0
Subtotal	\$0	\$0	\$0	\$0	\$0	\$0	\$0	\$0	\$0
Total	\$0	\$0	\$600	\$0	\$0	\$0	\$0	\$0	\$2,700



Elk Branch #3

**MPO ID** B2024-09  
**Resp. Agency** WV DOT  
**Project Category** Roadways  
**State** West Virginia  
**CIP or CTP ID(s)** STBG0007364D

**Project Category** TIP  
**Functional Class** Major Collector  
**County** Berkeley County  
**Est. Total Cost** \$26  
**Prior Years Cost** \$0  
**Future Years Cost** \$23

**Description:**  
Bridge Rehab

**Limits:**

**LRTP Relationship:**





## 2023 - 2026 Transportation Improvement Program

## Elk Branch #3

(Funding in Thousands)

## HWI-BR

Phase	Prior Funds	FY 2023 Funds	FY 2024 Funds	FY 2025 Funds	FY 2026 Funds	FY 2027 Funds	FY 2028 Funds	Future Funds	Total Four-Year Funding Request
ENG	\$0	\$3	\$0	\$0	\$0	\$0	\$0	\$0	\$3
ROW	\$0	\$0	\$0	\$0	\$0	\$0	\$0	\$0	\$0
CON	\$0	\$0	\$0	\$0	\$0	\$0	\$19	\$0	\$19
Transit	\$0	\$0	\$0	\$0	\$0	\$0	\$0	\$0	\$0
MPO	\$0	\$0	\$0	\$0	\$0	\$0	\$0	\$0	\$0
OTH	\$0	\$0	\$0	\$0	\$0	\$0	\$0	\$0	\$0
Subtotal	\$0	\$3	\$0	\$0	\$0	\$0	\$19	\$0	\$22

## State Funding - West Virginia

Phase	Prior Funds	FY 2023 Funds	FY 2024 Funds	FY 2025 Funds	FY 2026 Funds	FY 2027 Funds	FY 2028 Funds	Future Funds	Total Four-Year Funding Request
ENG	\$0	\$0	\$0	\$0	\$0	\$0	\$0	\$0	\$0
ROW	\$0	\$0	\$0	\$0	\$0	\$0	\$0	\$0	\$0
CON	\$0	\$0	\$0	\$0	\$0	\$0	\$4	\$0	\$4
Transit	\$0	\$0	\$0	\$0	\$0	\$0	\$0	\$0	\$0
MPO	\$0	\$0	\$0	\$0	\$0	\$0	\$0	\$0	\$0
OTH	\$0	\$0	\$0	\$0	\$0	\$0	\$0	\$0	\$0
Subtotal	\$0	\$0	\$0	\$0	\$0	\$0	\$4	\$0	\$4
Total	\$0	\$3	\$0	\$0	\$0	\$0	\$23	\$0	\$26



I-81 Welcome Centers & Overnight Truck Parking

MPO ID	B2024-10	Project Category	TIP
Resp. Agency	WV DOT	Functional Class	Interstates
Project Category	Roadways	County	Berkeley County
State	West Virginia	Est. Total Cost	\$19,200
CIP or CTP ID(s)	NHPP0081051D	Prior Years Cost	\$0
Description:		Future Years Cost	\$0

Limits:

L RTP Relationship:  
Safety





## 2023 - 2026 Transportation Improvement Program

## I-81 Welcome Centers &amp; Overnight Truck Parking

(Funding in Thousands)

## National Highway Performance Program

Phase	Prior Funds	FY 2023 Funds	FY 2024 Funds	FY 2025 Funds	FY 2026 Funds	FY 2027 Funds	FY 2028 Funds	Future Funds	Total Four-Year Funding Request
ENG	\$0	\$0	\$1080	\$0	\$0	\$0	\$0	\$0	\$1,080
ROW	\$0	\$0	\$0	\$0	\$0	\$0	\$0	\$0	\$0
CON	\$0	\$0	\$0	\$16200	\$0	\$0	\$0	\$0	\$16,200
Transit	\$0	\$0	\$0	\$0	\$0	\$0	\$0	\$0	\$0
MPO	\$0	\$0	\$0	\$0	\$0	\$0	\$0	\$0	\$0
OTH	\$0	\$0	\$0	\$0	\$0	\$0	\$0	\$0	\$0
Subtotal	\$0	\$0	\$1080	\$16200	\$0	\$0	\$0	\$0	\$17,280



## 2023 - 2026 Transportation Improvement Program

## I-81 Welcome Centers &amp; Overnight Truck Parking

(Funding in Thousands)

## State Funding - West Virginia

Phase	Prior Funds	FY 2023 Funds	FY 2024 Funds	FY 2025 Funds	FY 2026 Funds	FY 2027 Funds	FY 2028 Funds	Future Funds	Total Four-Year Funding Request
ENG	\$0	\$0	\$120	\$0	\$0	\$0	\$0	\$0	\$120
ROW	\$0	\$0	\$0	\$0	\$0	\$0	\$0	\$0	\$0
CON	\$0	\$0	\$0	\$1800	\$0	\$0	\$0	\$0	\$1,800
Transit	\$0	\$0	\$0	\$0	\$0	\$0	\$0	\$0	\$0
MPO	\$0	\$0	\$0	\$0	\$0	\$0	\$0	\$0	\$0
OTH	\$0	\$0	\$0	\$0	\$0	\$0	\$0	\$0	\$0
Subtotal	\$0	\$0	\$120	\$1800	\$0	\$0	\$0	\$0	\$1,920
Total	\$0	\$0	\$1200	\$18000	\$0	\$0	\$0	\$0	\$19,200



Queen St @ Moler Ave Signal Renovation and Ped Upgrade

**MPO ID** B2024-11  
**Resp. Agency** WV DOT  
**Project Category** Roadways  
**State** West Virginia  
**CIP or CTP ID(s)** CARB0011206-08D

**Project Category** TIP  
**Functional Class** Principal Arterial  
**County** Berkeley County  
**Est. Total Cost** \$340  
**Prior Years Cost** \$0  
**Future Years Cost** \$0

**Description:**  
Traffic Signal Renovation

**Limits:**

**LRTP Relationship:**  
Bicycle and Pedestrian Element





## 2023 - 2026 Transportation Improvement Program

## Queen St @ Moler Ave Signal Renovation and Ped Upgrade

(Funding in Thousands)

## Carbon Reduction Program 50-200K POP

Phase	Prior Funds	FY 2023 Funds	FY 2024 Funds	FY 2025 Funds	FY 2026 Funds	FY 2027 Funds	FY 2028 Funds	Future Funds	Total Four-Year Funding Request
ENG	\$0	\$10	\$0	\$0	\$0	\$0	\$0	\$0	\$10
ROW	\$0	\$0	\$10	\$0	\$0	\$0	\$0	\$0	\$10
CON	\$0	\$0	\$320	\$0	\$0	\$0	\$0	\$0	\$320
Transit	\$0	\$0	\$0	\$0	\$0	\$0	\$0	\$0	\$0
MPO	\$0	\$0	\$0	\$0	\$0	\$0	\$0	\$0	\$0
OTH	\$0	\$0	\$0	\$0	\$0	\$0	\$0	\$0	\$0
Subtotal	\$0	\$10	\$330	\$0	\$0	\$0	\$0	\$0	\$340
Total	\$0	\$10	\$330	\$0	\$0	\$0	\$0	\$0	\$340





WV DOT

## 2023 - 2026 Transportation Improvement Program

Roadways

### US 11 @ Hatchery Rd Improvements

**MPO ID** B2024-12  
**Resp. Agency** WV DOT  
**Project Category** Roadways  
**State** West Virginia  
**CIP or CTP ID(s)** STBG0011212D

**Project Category** TIP  
**Functional Class** Minor Arterial  
**County** Berkeley County  
**Est. Total Cost** \$2,675  
**Prior Years Cost** \$0  
**Future Years Cost** \$0

**Description:**

Turn Lane, Bridge Replacement, Signal

**Limits:**

**LRTP Relationship:**

System Preservation





## 2023 - 2026 Transportation Improvement Program

## US 11 @ Hatchery Rd Improvements

(Funding in Thousands)

## State Funding - West Virginia

Phase	Prior Funds	FY 2023 Funds	FY 2024 Funds	FY 2025 Funds	FY 2026 Funds	FY 2027 Funds	FY 2028 Funds	Future Funds	Total Four-Year Funding Request
ENG	\$0	\$0	\$15	\$0	\$0	\$0	\$0	\$0	\$15
ROW	\$0	\$0	\$0	\$20	\$0	\$0	\$0	\$0	\$20
CON	\$0	\$0	\$0	\$0	\$0	\$0	\$0	\$0	\$0
Transit	\$0	\$0	\$0	\$0	\$0	\$0	\$0	\$0	\$0
MPO	\$0	\$0	\$0	\$0	\$0	\$0	\$0	\$0	\$0
OTH	\$0	\$0	\$0	\$0	\$0	\$0	\$0	\$0	\$0
<b>Subtotal</b>	<b>\$0</b>	<b>\$0</b>	<b>\$15</b>	<b>\$20</b>	<b>\$0</b>	<b>\$0</b>	<b>\$0</b>	<b>\$0</b>	<b>\$35</b>

## Surface Transportation Block Grant program

Phase	Prior Funds	FY 2023 Funds	FY 2024 Funds	FY 2025 Funds	FY 2026 Funds	FY 2027 Funds	FY 2028 Funds	Future Funds	Total Four-Year Funding Request
ENG	\$0	\$0	\$60	\$0	\$0	\$0	\$0	\$0	\$60
ROW	\$0	\$0	\$0	\$80	\$0	\$0	\$0	\$0	\$80
CON	\$0	\$0	\$0	\$0	\$0	\$0	\$0	\$0	\$0
Transit	\$0	\$0	\$0	\$0	\$0	\$0	\$0	\$0	\$0
MPO	\$0	\$0	\$0	\$0	\$0	\$0	\$0	\$0	\$0
OTH	\$0	\$0	\$0	\$0	\$0	\$0	\$0	\$0	\$0
<b>Subtotal</b>	<b>\$0</b>	<b>\$0</b>	<b>\$60</b>	<b>\$80</b>	<b>\$0</b>	<b>\$0</b>	<b>\$0</b>	<b>\$0</b>	<b>\$140</b>



## 2023 - 2026 Transportation Improvement Program

## US 11 @ Hatchery Rd Improvements

(Funding in Thousands)

## Surface Transportation Block Grant program

Phase	Prior Funds	FY 2023 Funds	FY 2024 Funds	FY 2025 Funds	FY 2026 Funds	FY 2027 Funds	FY 2028 Funds	Future Funds	Total Four-Year Funding Request
ENG	\$0	\$0	\$0	\$0	\$0	\$0	\$0	\$0	\$0
ROW	\$0	\$0	\$0	\$0	\$0	\$0	\$0	\$0	\$0
CON	\$0	\$0	\$0	\$0	\$2500	\$0	\$0	\$0	\$2,500
Transit	\$0	\$0	\$0	\$0	\$0	\$0	\$0	\$0	\$0
MPO	\$0	\$0	\$0	\$0	\$0	\$0	\$0	\$0	\$0
OTH	\$0	\$0	\$0	\$0	\$0	\$0	\$0	\$0	\$0
Subtotal	\$0	\$0	\$0	\$0	\$2500	\$0	\$0	\$0	\$2,500
Total	\$0	\$0	\$75	\$100	\$2500	\$0	\$0	\$0	\$2,675



WV DOT

## 2023 - 2026 Transportation Improvement Program

Roadways

### I81 Exit 20 SB Ramp Widening

**MPO ID** B2024-13  
**Resp. Agency** WV DOT  
**Project Category** Roadways  
**State** West Virginia  
**CIP or CTP ID(s)** NHPP00810490

**Project Category** TIP  
**Functional Class** Interstates  
**County**  
**Est. Total Cost** \$580  
**Prior Years Cost** \$0  
**Future Years Cost** \$0

**Description:**  
Widen exit 20 SB

**Limits:**

**L RTP Relationship:**  
Congestion Management





# 2023 - 2026 Transportation Improvement Program

## I81 Exit 20 SB Ramp Widening

(Funding in Thousands)

### National Highway Performance Program

Phase	Prior Funds	FY 2023 Funds	FY 2024 Funds	FY 2025 Funds	FY 2026 Funds	FY 2027 Funds	FY 2028 Funds	Future Funds	Total Four-Year Funding Request
ENG	\$0	\$13	\$0	\$0	\$0	\$0	\$0	\$0	\$13
ROW	\$0	\$0	\$9	\$0	\$0	\$0	\$0	\$0	\$9
CON	\$0	\$0	\$501	\$0	\$0	\$0	\$0	\$0	\$501
Transit	\$0	\$0	\$0	\$0	\$0	\$0	\$0	\$0	\$0
MPO	\$0	\$0	\$0	\$0	\$0	\$0	\$0	\$0	\$0
OTH	\$0	\$0	\$0	\$0	\$0	\$0	\$0	\$0	\$0
Subtotal	\$0	\$13	\$510	\$0	\$0	\$0	\$0	\$0	\$523



## 2023 - 2026 Transportation Improvement Program

## I81 Exit 20 SB Ramp Widening

(Funding in Thousands)

## State Funding - West Virginia

Phase	Prior Funds	FY 2023 Funds	FY 2024 Funds	FY 2025 Funds	FY 2026 Funds	FY 2027 Funds	FY 2028 Funds	Future Funds	Total Four-Year Funding Request
ENG	\$0	\$1	\$0	\$0	\$0	\$0	\$0	\$0	\$1
ROW	\$0	\$0	\$1	\$0	\$0	\$0	\$0	\$0	\$1
CON	\$0	\$0	\$55	\$0	\$0	\$0	\$0	\$0	\$55
Transit	\$0	\$0	\$0	\$0	\$0	\$0	\$0	\$0	\$0
MPO	\$0	\$0	\$0	\$0	\$0	\$0	\$0	\$0	\$0
OTH	\$0	\$0	\$0	\$0	\$0	\$0	\$0	\$0	\$0
Subtotal	\$0	\$1	\$56	\$0	\$0	\$0	\$0	\$0	\$57
Total	\$0	\$14	\$566	\$0	\$0	\$0	\$0	\$0	\$580



## Hammonds Mill Rd RTL

<b>MPO ID</b>	B2024-14
<b>Resp. Agency</b>	WV DOT
<b>Project Category</b>	Roadways
<b>State</b>	West Virginia
<b>CIP or CTP ID(s)</b>	STBG0901009D

**Description:**  
construct right turn lane

**Limits:**

**L RTP Relationship:**  
Congestion Management

<b>Project Category</b>	TIP
<b>Functional Class</b>	Minor Arterial
<b>County</b>	Berkeley County
<b>Est. Total Cost</b>	\$275
<b>Prior Years Cost</b>	\$0
<b>Future Years Cost</b>	\$0





2023 - 2026 Transportation Improvement Program

Hammonds Mill Rd RTL

(Funding in Thousands)

Carbon Reduction Program 50-200K POP

Phase	Prior Funds	FY 2023 Funds	FY 2024 Funds	FY 2025 Funds	FY 2026 Funds	FY 2027 Funds	FY 2028 Funds	Future Funds	Total Four-Year Funding Request
ENG	\$0	\$0	\$12	\$0	\$0	\$0	\$0	\$0	\$12
ROW	\$0	\$0	\$8	\$0	\$0	\$0	\$0	\$0	\$8
CON	\$0	\$0	\$200	\$0	\$0	\$0	\$0	\$0	\$200
Transit	\$0	\$0	\$0	\$0	\$0	\$0	\$0	\$0	\$0
MPO	\$0	\$0	\$0	\$0	\$0	\$0	\$0	\$0	\$0
OTH	\$0	\$0	\$0	\$0	\$0	\$0	\$0	\$0	\$0
Subtotal	\$0	\$0	\$220	\$0	\$0	\$0	\$0	\$0	\$220





2023 - 2026 Transportation Improvement Program

Hammonds Mill Rd RTL

(Funding in Thousands)

State Funding - West Virginia

Phase	Prior Funds	FY 2023 Funds	FY 2024 Funds	FY 2025 Funds	FY 2026 Funds	FY 2027 Funds	FY 2028 Funds	Future Funds	Total Four-Year Funding Request
ENG	\$0	\$0	\$3	\$0	\$0	\$0	\$0	\$0	\$3
ROW	\$0	\$0	\$2	\$0	\$0	\$0	\$0	\$0	\$2
CON	\$0	\$0	\$50	\$0	\$0	\$0	\$0	\$0	\$50
Transit	\$0	\$0	\$0	\$0	\$0	\$0	\$0	\$0	\$0
MPO	\$0	\$0	\$0	\$0	\$0	\$0	\$0	\$0	\$0
OTH	\$0	\$0	\$0	\$0	\$0	\$0	\$0	\$0	\$0
Subtotal	\$0	\$0	\$55	\$0	\$0	\$0	\$0	\$0	\$55
Total	\$0	\$0	\$275	\$0	\$0	\$0	\$0	\$0	\$275



WV DOT

## 2023 - 2026 Transportation Improvement Program

Roadways

**MPO ID** B2024-15  
**Resp. Agency** WV DOT  
**Project Category** Roadways  
**State** West Virginia  
**CIP or CTP ID(s)** STBG0009252D

**Description:**  
Clean & Paint

**Limits:**

**L RTP Relationship:**  
System Preservation

### Clarence Martin Jr Memorial Br

**Project Category** TIP  
**Functional Class** Principal Arterial  
**County** Berkeley County  
**Est. Total Cost** \$1,375  
**Prior Years Cost** \$0  
**Future Years Cost** \$0





## 2023 - 2026 Transportation Improvement Program

## Clarence Martin Jr Memorial Br

(Funding in Thousands)

## HWI-BR

Phase	Prior Funds	FY 2023 Funds	FY 2024 Funds	FY 2025 Funds	FY 2026 Funds	FY 2027 Funds	FY 2028 Funds	Future Funds	Total Four-Year Funding Request
ENG	\$0	\$0	\$0	\$0	\$0	\$0	\$0	\$0	\$0
ROW	\$0	\$0	\$0	\$0	\$0	\$0	\$0	\$0	\$0
CON	\$0	\$0	\$1100	\$0	\$0	\$0	\$0	\$0	\$1,100
Transit	\$0	\$0	\$0	\$0	\$0	\$0	\$0	\$0	\$0
MPO	\$0	\$0	\$0	\$0	\$0	\$0	\$0	\$0	\$0
OTH	\$0	\$0	\$0	\$0	\$0	\$0	\$0	\$0	\$0
Subtotal	\$0	\$0	\$1100	\$0	\$0	\$0	\$0	\$0	\$1,100

## State Funding - West Virginia

Phase	Prior Funds	FY 2023 Funds	FY 2024 Funds	FY 2025 Funds	FY 2026 Funds	FY 2027 Funds	FY 2028 Funds	Future Funds	Total Four-Year Funding Request
ENG	\$0	\$0	\$0	\$0	\$0	\$0	\$0	\$0	\$0
ROW	\$0	\$0	\$0	\$0	\$0	\$0	\$0	\$0	\$0
CON	\$0	\$0	\$275	\$0	\$0	\$0	\$0	\$0	\$275
Transit	\$0	\$0	\$0	\$0	\$0	\$0	\$0	\$0	\$0
MPO	\$0	\$0	\$0	\$0	\$0	\$0	\$0	\$0	\$0
OTH	\$0	\$0	\$0	\$0	\$0	\$0	\$0	\$0	\$0
Subtotal	\$0	\$0	\$275	\$0	\$0	\$0	\$0	\$0	\$275
Total	\$0	\$0	\$1375	\$0	\$0	\$0	\$0	\$0	\$1,375



D5 District Wide IDIQ Guardrail

MPO ID	B2024-16	Project Category	TIP
Resp. Agency	WV DOT	Functional Class	
Project Category	Roadways	County	Berkeley-Jefferson Regional
State	West Virginia	Est. Total Cost	\$1,194
CIP or CTP ID(s)	NHPP2023115D	Prior Years Cost	\$0
Description:		Future Years Cost	\$0
Guardrail			

Limits:

L RTP Relationship:





## 2023 - 2026 Transportation Improvement Program

## D5 District Wide IDIQ Guardrail

(Funding in Thousands)

## Highway Safety Improvement Program

Phase	Prior Funds	FY 2023 Funds	FY 2024 Funds	FY 2025 Funds	FY 2026 Funds	FY 2027 Funds	FY 2028 Funds	Future Funds	Total Four-Year Funding Request
ENG	\$0	\$0	\$0	\$0	\$0	\$0	\$0	\$0	\$0
ROW	\$0	\$0	\$0	\$0	\$0	\$0	\$0	\$0	\$0
CON	\$0	\$1075	\$0	\$0	\$0	\$0	\$0	\$0	\$1,075
Transit	\$0	\$0	\$0	\$0	\$0	\$0	\$0	\$0	\$0
MPO	\$0	\$0	\$0	\$0	\$0	\$0	\$0	\$0	\$0
OTH	\$0	\$0	\$0	\$0	\$0	\$0	\$0	\$0	\$0
Subtotal	\$0	\$1075	\$0	\$0	\$0	\$0	\$0	\$0	\$1,075

## State Funding - West Virginia

Phase	Prior Funds	FY 2023 Funds	FY 2024 Funds	FY 2025 Funds	FY 2026 Funds	FY 2027 Funds	FY 2028 Funds	Future Funds	Total Four-Year Funding Request
ENG	\$0	\$0	\$0	\$0	\$0	\$0	\$0	\$0	\$0
ROW	\$0	\$0	\$0	\$0	\$0	\$0	\$0	\$0	\$0
CON	\$0	\$119	\$0	\$0	\$0	\$0	\$0	\$0	\$119
Transit	\$0	\$0	\$0	\$0	\$0	\$0	\$0	\$0	\$0
MPO	\$0	\$0	\$0	\$0	\$0	\$0	\$0	\$0	\$0
OTH	\$0	\$0	\$0	\$0	\$0	\$0	\$0	\$0	\$0
Subtotal	\$0	\$119	\$0	\$0	\$0	\$0	\$0	\$0	\$119
Total	\$0	\$1194	\$0	\$0	\$0	\$0	\$0	\$0	\$1,194



2024 D5 Guardrail Project

MPO ID	B2024-17	Project Category	TIP
Resp. Agency	WV DOT	Functional Class	
Project Category	Roadways	County	Berkeley-Jefferson Regional
State	West Virginia	Est. Total Cost	\$520
CIP or CTP ID(s)	HSIP0011204D	Prior Years Cost	\$0
		Future Years Cost	\$0

Description:  
Upgrade Guardrail

Limits:

L RTP Relationship:





## 2023 - 2026 Transportation Improvement Program

## 2024 D5 Guardrail Project

(Funding in Thousands)

## Highway Safety Improvement Program

Phase	Prior Funds	FY 2023 Funds	FY 2024 Funds	FY 2025 Funds	FY 2026 Funds	FY 2027 Funds	FY 2028 Funds	Future Funds	Total Four-Year Funding Request
ENG	\$0	\$18	\$0	\$0	\$0	\$0	\$0	\$0	\$18
ROW	\$0	\$0	\$0	\$0	\$0	\$0	\$0	\$0	\$0
CON	\$0	\$0	\$450	\$0	\$0	\$0	\$0	\$0	\$450
Transit	\$0	\$0	\$0	\$0	\$0	\$0	\$0	\$0	\$0
MPO	\$0	\$0	\$0	\$0	\$0	\$0	\$0	\$0	\$0
OTH	\$0	\$0	\$0	\$0	\$0	\$0	\$0	\$0	\$0
<b>Subtotal</b>	<b>\$0</b>	<b>\$18</b>	<b>\$450</b>	<b>\$0</b>	<b>\$0</b>	<b>\$0</b>	<b>\$0</b>	<b>\$0</b>	<b>\$468</b>

## State Funding - West Virginia

Phase	Prior Funds	FY 2023 Funds	FY 2024 Funds	FY 2025 Funds	FY 2026 Funds	FY 2027 Funds	FY 2028 Funds	Future Funds	Total Four-Year Funding Request
ENG	\$0	\$2	\$0	\$0	\$0	\$0	\$0	\$0	\$2
ROW	\$0	\$0	\$0	\$0	\$0	\$0	\$0	\$0	\$0
CON	\$0	\$0	\$50	\$0	\$0	\$0	\$0	\$0	\$50
Transit	\$0	\$0	\$0	\$0	\$0	\$0	\$0	\$0	\$0
MPO	\$0	\$0	\$0	\$0	\$0	\$0	\$0	\$0	\$0
OTH	\$0	\$0	\$0	\$0	\$0	\$0	\$0	\$0	\$0
<b>Subtotal</b>	<b>\$0</b>	<b>\$2</b>	<b>\$50</b>	<b>\$0</b>	<b>\$0</b>	<b>\$0</b>	<b>\$0</b>	<b>\$0</b>	<b>\$52</b>
<b>Total</b>	<b>\$0</b>	<b>\$20</b>	<b>\$500</b>	<b>\$0</b>	<b>\$0</b>	<b>\$0</b>	<b>\$0</b>	<b>\$0</b>	<b>\$520</b>



SFY 24 BKAMPP-District 5 On-Systems Bridges

MPO ID	B2024-18	Project Category	TIP
Resp. Agency	WV DOT	Functional Class	
Project Category	Roadways	County	Berkeley-Jefferson Regional
State	West Virginia	Est. Total Cost	\$1,469
CIP or CTP ID(s)	n/a	Prior Years Cost	\$0
		Future Years Cost	\$0

**Description:**  
Maintenance and Preservation  
Federal ID changes by phase and fund type

**Limits:**

**LRTP Relationship:**







2023 - 2026 Transportation Improvement Program

SFY 24 BKAMPP-District 5 On-Systems Bridges

(Funding in Thousands)

State Funding - West Virginia

Phase	Prior Funds	FY 2023 Funds	FY 2024 Funds	FY 2025 Funds	FY 2026 Funds	FY 2027 Funds	FY 2028 Funds	Future Funds	Total Four-Year Funding Request
ENG	\$0	\$0	\$0	\$0	\$0	\$0	\$0	\$0	\$0
ROW	\$0	\$0	\$0	\$0	\$0	\$0	\$0	\$0	\$0
CON	\$0	\$293	\$0	\$0	\$0	\$0	\$0	\$0	\$293
Transit	\$0	\$0	\$0	\$0	\$0	\$0	\$0	\$0	\$0
MPO	\$0	\$0	\$0	\$0	\$0	\$0	\$0	\$0	\$0
OTH	\$0	\$0	\$0	\$0	\$0	\$0	\$0	\$0	\$0
Subtotal	\$0	\$293	\$0	\$0	\$0	\$0	\$0	\$0	\$293



## 2023 - 2026 Transportation Improvement Program

## SFY 24 BKAMPP-District 5 On-Systems Bridges

(Funding in Thousands)

## Surface Transportation Block Grant program

Phase	Prior Funds	FY 2023 Funds	FY 2024 Funds	FY 2025 Funds	FY 2026 Funds	FY 2027 Funds	FY 2028 Funds	Future Funds	Total Four-Year Funding Request
ENG	\$0	\$0	\$0	\$0	\$0	\$0	\$0	\$0	\$0
ROW	\$0	\$0	\$0	\$0	\$0	\$0	\$0	\$0	\$0
CON	\$0	\$961	\$0	\$0	\$0	\$0	\$0	\$0	\$961
Transit	\$0	\$0	\$0	\$0	\$0	\$0	\$0	\$0	\$0
MPO	\$0	\$0	\$0	\$0	\$0	\$0	\$0	\$0	\$0
OTH	\$0	\$0	\$0	\$0	\$0	\$0	\$0	\$0	\$0
<b>Subtotal</b>	<b>\$0</b>	<b>\$961</b>	<b>\$0</b>	<b>\$0</b>	<b>\$0</b>	<b>\$0</b>	<b>\$0</b>	<b>\$0</b>	<b>\$961</b>

## STBG Off

Phase	Prior Funds	FY 2023 Funds	FY 2024 Funds	FY 2025 Funds	FY 2026 Funds	FY 2027 Funds	FY 2028 Funds	Future Funds	Total Four-Year Funding Request
ENG	\$0	\$0	\$0	\$0	\$0	\$0	\$0	\$0	\$0
ROW	\$0	\$0	\$0	\$0	\$0	\$0	\$0	\$0	\$0
CON	\$0	\$215	\$0	\$0	\$0	\$0	\$0	\$0	\$215
Transit	\$0	\$0	\$0	\$0	\$0	\$0	\$0	\$0	\$0
MPO	\$0	\$0	\$0	\$0	\$0	\$0	\$0	\$0	\$0
OTH	\$0	\$0	\$0	\$0	\$0	\$0	\$0	\$0	\$0
<b>Subtotal</b>	<b>\$0</b>	<b>\$215</b>	<b>\$0</b>	<b>\$0</b>	<b>\$0</b>	<b>\$0</b>	<b>\$0</b>	<b>\$0</b>	<b>\$215</b>
<b>Total</b>	<b>\$0</b>	<b>\$1469</b>	<b>\$0</b>	<b>\$0</b>	<b>\$0</b>	<b>\$0</b>	<b>\$0</b>	<b>\$0</b>	<b>\$1,469</b>



## Shepherdstown Bike Path

<b>MPO ID</b>	J2014-05	<b>Project Category</b>	TIP
<b>Resp. Agency</b>	WV DOT	<b>Functional Class</b>	Principal Arterial
<b>Project Category</b>	Roadways	<b>County</b>	Jefferson County
<b>State</b>	West Virginia	<b>Est. Total Cost</b>	\$1,531
<b>CIP or CTP ID(s)</b>	TERT-2014(060)DTC	<b>Prior Years Cost</b>	\$0
		<b>Future Years Cost</b>	\$0

**Description:**

Development and construction of a multi-use path adjacent to Shepherdstown Pike

**Limits:**

Shepherdstown Pike from Potomac Farms Dr. to Mildred St.

**LRTP Relationship:**

Bicycle and Pedestrian Element





## 2023 - 2026 Transportation Improvement Program

## Shepherdstown Bike Path

(Funding in Thousands)

## Local Match

Phase	Prior Funds	FY 2023 Funds	FY 2024 Funds	FY 2025 Funds	FY 2026 Funds	FY 2027 Funds	FY 2028 Funds	Future Funds	Total Four-Year Funding Request
ENG	\$0	\$0	\$0	\$0	\$0	\$0	\$0	\$0	\$0
ROW	\$0	\$0	\$0	\$0	\$0	\$0	\$0	\$0	\$0
CON	\$0	\$0	\$265	\$0	\$0	\$0	\$0	\$0	\$265
Transit	\$0	\$0	\$0	\$0	\$0	\$0	\$0	\$0	\$0
MPO	\$0	\$0	\$0	\$0	\$0	\$0	\$0	\$0	\$0
OTH	\$0	\$0	\$0	\$0	\$0	\$0	\$0	\$0	\$0
<b>Subtotal</b>	<b>\$0</b>	<b>\$0</b>	<b>\$265</b>	<b>\$0</b>	<b>\$0</b>	<b>\$0</b>	<b>\$0</b>	<b>\$0</b>	<b>\$265</b>

## National Recreational Trails

Phase	Prior Funds	FY 2023 Funds	FY 2024 Funds	FY 2025 Funds	FY 2026 Funds	FY 2027 Funds	FY 2028 Funds	Future Funds	Total Four-Year Funding Request
ENG	\$0	\$0	\$0	\$0	\$0	\$0	\$0	\$0	\$0
ROW	\$0	\$0	\$0	\$0	\$0	\$0	\$0	\$0	\$0
CON	\$0	\$0	\$850	\$0	\$0	\$0	\$0	\$0	\$850
Transit	\$0	\$0	\$0	\$0	\$0	\$0	\$0	\$0	\$0
MPO	\$0	\$0	\$0	\$0	\$0	\$0	\$0	\$0	\$0
OTH	\$0	\$0	\$0	\$0	\$0	\$0	\$0	\$0	\$0
<b>Subtotal</b>	<b>\$0</b>	<b>\$0</b>	<b>\$850</b>	<b>\$0</b>	<b>\$0</b>	<b>\$0</b>	<b>\$0</b>	<b>\$0</b>	<b>\$850</b>



2023 - 2026 Transportation Improvement Program

Shepherdstown Bike Path

(Funding in Thousands)

Transportation Alternatives Program

Phase	Prior Funds	FY 2023 Funds	FY 2024 Funds	FY 2025 Funds	FY 2026 Funds	FY 2027 Funds	FY 2028 Funds	Future Funds	Total Four-Year Funding Request
ENG	\$0	\$0	\$0	\$0	\$0	\$0	\$0	\$0	\$0
ROW	\$0	\$0	\$0	\$0	\$0	\$0	\$0	\$0	\$0
CON	\$0	\$0	\$416	\$0	\$0	\$0	\$0	\$0	\$416
Transit	\$0	\$0	\$0	\$0	\$0	\$0	\$0	\$0	\$0
MPO	\$0	\$0	\$0	\$0	\$0	\$0	\$0	\$0	\$0
OTH	\$0	\$0	\$0	\$0	\$0	\$0	\$0	\$0	\$0
Subtotal	\$0	\$0	\$416	\$0	\$0	\$0	\$0	\$0	\$416
Total	\$0	\$0	\$1531	\$0	\$0	\$0	\$0	\$0	\$1,531



## Ranson 5th Ave Complete Street

<b>MPO ID</b>	J2017-01	<b>Project Category</b>	TIP
<b>Resp. Agency</b>	WV DOT	<b>Functional Class</b>	Local
<b>Project Category</b>	Roadways	<b>County</b>	Jefferson County
<b>State</b>	West Virginia	<b>Est. Total Cost</b>	\$874
<b>CIP or CTP ID(s)</b>	TAP-2016(303)DTC	<b>Prior Years Cost</b>	\$0
		<b>Future Years Cost</b>	\$0

**Description:**

Sidewalk construction, on-street parking improvements, pedestrian accessibility

**Limits:**

5th Avenue

**LRTP Relationship:**

Bicycle and Pedestrian Element





## 2023 - 2026 Transportation Improvement Program

## Ranson 5th Ave Complete Street

(Funding in Thousands)

## Local Match

Phase	Prior Funds	FY 2023 Funds	FY 2024 Funds	FY 2025 Funds	FY 2026 Funds	FY 2027 Funds	FY 2028 Funds	Future Funds	Total Four-Year Funding Request
ENG	\$0	\$0	\$12	\$0	\$0	\$0	\$0	\$0	\$12
ROW	\$0	\$0	\$0	\$0	\$0	\$0	\$0	\$0	\$0
CON	\$0	\$0	\$162	\$0	\$0	\$0	\$0	\$0	\$162
Transit	\$0	\$0	\$0	\$0	\$0	\$0	\$0	\$0	\$0
MPO	\$0	\$0	\$0	\$0	\$0	\$0	\$0	\$0	\$0
OTH	\$0	\$0	\$0	\$0	\$0	\$0	\$0	\$0	\$0
<b>Subtotal</b>	<b>\$0</b>	<b>\$0</b>	<b>\$174</b>	<b>\$0</b>	<b>\$0</b>	<b>\$0</b>	<b>\$0</b>	<b>\$0</b>	<b>\$174</b>

## Transportation Alternatives Program

Phase	Prior Funds	FY 2023 Funds	FY 2024 Funds	FY 2025 Funds	FY 2026 Funds	FY 2027 Funds	FY 2028 Funds	Future Funds	Total Four-Year Funding Request
ENG	\$0	\$0	\$50	\$0	\$0	\$0	\$0	\$0	\$50
ROW	\$0	\$0	\$0	\$0	\$0	\$0	\$0	\$0	\$0
CON	\$0	\$0	\$650	\$0	\$0	\$0	\$0	\$0	\$650
Transit	\$0	\$0	\$0	\$0	\$0	\$0	\$0	\$0	\$0
MPO	\$0	\$0	\$0	\$0	\$0	\$0	\$0	\$0	\$0
OTH	\$0	\$0	\$0	\$0	\$0	\$0	\$0	\$0	\$0
<b>Subtotal</b>	<b>\$0</b>	<b>\$0</b>	<b>\$700</b>	<b>\$0</b>	<b>\$0</b>	<b>\$0</b>	<b>\$0</b>	<b>\$0</b>	<b>\$700</b>
<b>Total</b>	<b>\$0</b>	<b>\$0</b>	<b>\$874</b>	<b>\$0</b>	<b>\$0</b>	<b>\$0</b>	<b>\$0</b>	<b>\$0</b>	<b>\$874</b>



## Harpers Ferry High St

**MPO ID** J2017-03  
**Resp. Agency** WV DOT  
**Project Category** Roadways  
**State** West Virginia  
**CIP or CTP ID(s)** TAP-2018(210)D

**Project Category** TIP  
**Functional Class** Local  
**County** Jefferson County  
**Est. Total Cost** \$441  
**Prior Years Cost** \$41  
**Future Years Cost** \$0

**Description:**

Design and Construct Sidewalks

**Limits:**

High Street

**LRTP Relationship:**

Bicycle and Pedestrian Element







## 2023 - 2026 Transportation Improvement Program

## Harpers Ferry High St

(Funding in Thousands)

## Transportation Alternatives Program

Phase	Prior Funds	FY 2023 Funds	FY 2024 Funds	FY 2025 Funds	FY 2026 Funds	FY 2027 Funds	FY 2028 Funds	Future Funds	Total Four-Year Funding Request
ENG	\$41	\$0	\$0	\$0	\$0	\$0	\$0	\$0	\$41
ROW	\$0	\$0	\$0	\$0	\$0	\$0	\$0	\$0	\$0
CON	\$0	\$0	\$320	\$0	\$0	\$0	\$0	\$0	\$320
Transit	\$0	\$0	\$0	\$0	\$0	\$0	\$0	\$0	\$0
MPO	\$0	\$0	\$0	\$0	\$0	\$0	\$0	\$0	\$0
OTH	\$0	\$0	\$0	\$0	\$0	\$0	\$0	\$0	\$0
<b>Subtotal</b>	<b>\$41</b>	<b>\$0</b>	<b>\$320</b>	<b>\$0</b>	<b>\$0</b>	<b>\$0</b>	<b>\$0</b>	<b>\$0</b>	<b>\$361</b>

## Local Match

Phase	Prior Funds	FY 2023 Funds	FY 2024 Funds	FY 2025 Funds	FY 2026 Funds	FY 2027 Funds	FY 2028 Funds	Future Funds	Total Four-Year Funding Request
ENG	\$0	\$0	\$0	\$0	\$0	\$0	\$0	\$0	\$0
ROW	\$0	\$0	\$0	\$0	\$0	\$0	\$0	\$0	\$0
CON	\$0	\$0	\$80	\$0	\$0	\$0	\$0	\$0	\$80
Transit	\$0	\$0	\$0	\$0	\$0	\$0	\$0	\$0	\$0
MPO	\$0	\$0	\$0	\$0	\$0	\$0	\$0	\$0	\$0
OTH	\$0	\$0	\$0	\$0	\$0	\$0	\$0	\$0	\$0
<b>Subtotal</b>	<b>\$0</b>	<b>\$0</b>	<b>\$80</b>	<b>\$0</b>	<b>\$0</b>	<b>\$0</b>	<b>\$0</b>	<b>\$0</b>	<b>\$80</b>
<b>Total</b>	<b>\$41</b>	<b>\$0</b>	<b>\$400</b>	<b>\$0</b>	<b>\$0</b>	<b>\$0</b>	<b>\$0</b>	<b>\$0</b>	<b>\$441</b>



## Flowing Springs Park Trail

**MPO ID** J2019-05.04  
**Resp. Agency** WV DOT  
**Project Category** Roadways  
**State** West Virginia  
**CIP or CTP ID(s)** FLAP-2018(246)DTC

**Project Category** TIP  
**Functional Class** NA  
**County**  
**Est. Total Cost** \$331  
**Prior Years Cost** \$80  
**Future Years Cost** \$0

**Description:**  
Design and construct trail

**Limits:**

**LRTP Relationship:**  
Bicycle and Pedestrian Element





2023 - 2026 Transportation Improvement Program

Flowing Springs Park Trail

(Funding in Thousands)

Local Match

Phase	Prior Funds	FY 2023 Funds	FY 2024 Funds	FY 2025 Funds	FY 2026 Funds	FY 2027 Funds	FY 2028 Funds	Future Funds	Total Four-Year Funding Request
ENG	\$16	\$0	\$0	\$0	\$0	\$0	\$0	\$0	\$16
ROW	\$0	\$0	\$0	\$0	\$0	\$0	\$0	\$0	\$0
CON	\$0	\$0	\$0	\$0	\$0	\$0	\$0	\$0	\$0
Transit	\$0	\$0	\$0	\$0	\$0	\$0	\$0	\$0	\$0
MPO	\$0	\$0	\$0	\$0	\$0	\$0	\$0	\$0	\$0
OTH	\$0	\$0	\$0	\$0	\$0	\$0	\$0	\$0	\$0
Subtotal	\$16	\$0	\$0	\$0	\$0	\$0	\$0	\$0	\$16



## 2023 - 2026 Transportation Improvement Program

## Flowing Springs Park Trail

(Funding in Thousands)

## National Recreational Trails

Phase	Prior Funds	FY 2023 Funds	FY 2024 Funds	FY 2025 Funds	FY 2026 Funds	FY 2027 Funds	FY 2028 Funds	Future Funds	Total Four-Year Funding Request
ENG	\$64	\$0	\$0	\$0	\$0	\$0	\$0	\$0	\$64
ROW	\$0	\$0	\$0	\$0	\$0	\$0	\$0	\$0	\$0
CON	\$0	\$0	\$0	\$0	\$0	\$0	\$0	\$0	\$0
Transit	\$0	\$0	\$0	\$0	\$0	\$0	\$0	\$0	\$0
MPO	\$0	\$0	\$0	\$0	\$0	\$0	\$0	\$0	\$0
OTH	\$0	\$0	\$0	\$0	\$0	\$0	\$0	\$0	\$0
<b>Subtotal</b>	<b>\$64</b>	<b>\$0</b>	<b>\$0</b>	<b>\$0</b>	<b>\$0</b>	<b>\$0</b>	<b>\$0</b>	<b>\$0</b>	<b>\$64</b>

## Federal Lands Access Program

Phase	Prior Funds	FY 2023 Funds	FY 2024 Funds	FY 2025 Funds	FY 2026 Funds	FY 2027 Funds	FY 2028 Funds	Future Funds	Total Four-Year Funding Request
ENG	\$0	\$0	\$0	\$0	\$0	\$0	\$0	\$0	\$0
ROW	\$0	\$0	\$0	\$0	\$0	\$0	\$0	\$0	\$0
CON	\$0	\$0	\$251	\$0	\$0	\$0	\$0	\$0	\$251
Transit	\$0	\$0	\$0	\$0	\$0	\$0	\$0	\$0	\$0
MPO	\$0	\$0	\$0	\$0	\$0	\$0	\$0	\$0	\$0
OTH	\$0	\$0	\$0	\$0	\$0	\$0	\$0	\$0	\$0
<b>Subtotal</b>	<b>\$0</b>	<b>\$0</b>	<b>\$251</b>	<b>\$0</b>	<b>\$0</b>	<b>\$0</b>	<b>\$0</b>	<b>\$0</b>	<b>\$251</b>
<b>Total</b>	<b>\$80</b>	<b>\$0</b>	<b>\$251</b>	<b>\$0</b>	<b>\$0</b>	<b>\$0</b>	<b>\$0</b>	<b>\$0</b>	<b>\$331</b>



## Armory Canal Trail

**MPO ID** J2019-05.06  
**Resp. Agency** WV DOT  
**Project Category** Roadways  
**State** West Virginia  
**CIP or CTP ID(s)** FLAP2017-206/207-DTC

**Project Category** TIP  
**Functional Class** Local  
**County** Jefferson County  
**Est. Total Cost** \$581  
**Prior Years Cost** \$0  
**Future Years Cost** \$0

**Description:**

Design and construct trail

**Limits:**

Bakerton Rd to Harpers Ferry

**LRTP Relationship:**

Bicycle and Pedestrian Element





## 2023 - 2026 Transportation Improvement Program

## Armory Canal Trail

(Funding in Thousands)

## Federal Lands Access Program

Phase	Prior Funds	FY 2023 Funds	FY 2024 Funds	FY 2025 Funds	FY 2026 Funds	FY 2027 Funds	FY 2028 Funds	Future Funds	Total Four-Year Funding Request
ENG	\$0	\$0	\$100	\$0	\$0	\$0	\$0	\$0	\$100
ROW	\$0	\$0	\$0	\$0	\$0	\$0	\$0	\$0	\$0
CON	\$0	\$0	\$385	\$0	\$0	\$0	\$0	\$0	\$385
Transit	\$0	\$0	\$0	\$0	\$0	\$0	\$0	\$0	\$0
MPO	\$0	\$0	\$0	\$0	\$0	\$0	\$0	\$0	\$0
OTH	\$0	\$0	\$0	\$0	\$0	\$0	\$0	\$0	\$0
<b>Subtotal</b>	<b>\$0</b>	<b>\$0</b>	<b>\$485</b>	<b>\$0</b>	<b>\$0</b>	<b>\$0</b>	<b>\$0</b>	<b>\$0</b>	<b>\$485</b>

## Local Match

Phase	Prior Funds	FY 2023 Funds	FY 2024 Funds	FY 2025 Funds	FY 2026 Funds	FY 2027 Funds	FY 2028 Funds	Future Funds	Total Four-Year Funding Request
ENG	\$0	\$0	\$0	\$0	\$0	\$0	\$0	\$0	\$0
ROW	\$0	\$0	\$0	\$0	\$0	\$0	\$0	\$0	\$0
CON	\$0	\$0	\$96	\$0	\$0	\$0	\$0	\$0	\$96
Transit	\$0	\$0	\$0	\$0	\$0	\$0	\$0	\$0	\$0
MPO	\$0	\$0	\$0	\$0	\$0	\$0	\$0	\$0	\$0
OTH	\$0	\$0	\$0	\$0	\$0	\$0	\$0	\$0	\$0
<b>Subtotal</b>	<b>\$0</b>	<b>\$0</b>	<b>\$96</b>	<b>\$0</b>	<b>\$0</b>	<b>\$0</b>	<b>\$0</b>	<b>\$0</b>	<b>\$96</b>
<b>Total</b>	<b>\$0</b>	<b>\$0</b>	<b>\$581</b>	<b>\$0</b>	<b>\$0</b>	<b>\$0</b>	<b>\$0</b>	<b>\$0</b>	<b>\$581</b>



Ranson & Charles Town +1

**MPO ID** J2023-01  
**Resp. Agency** WV DOT  
**Project Category** Roadways  
**State** West Virginia  
**CIP or CTP ID(s)** STP0115082D

**Project Category** TIP  
**Functional Class** Local  
**County** Jefferson County  
**Est. Total Cost** \$473  
**Prior Years Cost** \$0  
**Future Years Cost** \$0

**Description:**  
Resurfacing

**Limits:**

**LRTP Relationship:**  
System Preservation





## 2023 - 2026 Transportation Improvement Program

## Ranson &amp; Charles Town +1

(Funding in Thousands)

## State Funding - West Virginia

Phase	Prior Funds	FY 2023 Funds	FY 2024 Funds	FY 2025 Funds	FY 2026 Funds	FY 2027 Funds	FY 2028 Funds	Future Funds	Total Four-Year Funding Request
ENG	\$0	\$0	\$0	\$0	\$0	\$0	\$0	\$0	\$0
ROW	\$0	\$0	\$0	\$0	\$0	\$0	\$0	\$0	\$0
CON	\$0	\$0	\$0	\$94	\$0	\$0	\$0	\$0	\$94
Transit	\$0	\$0	\$0	\$0	\$0	\$0	\$0	\$0	\$0
MPO	\$0	\$0	\$0	\$0	\$0	\$0	\$0	\$0	\$0
OTH	\$0	\$0	\$0	\$0	\$0	\$0	\$0	\$0	\$0
<b>Subtotal</b>	<b>\$0</b>	<b>\$0</b>	<b>\$0</b>	<b>\$94</b>	<b>\$0</b>	<b>\$0</b>	<b>\$0</b>	<b>\$0</b>	<b>\$94</b>

## Surface Transportation Block Grant program

Phase	Prior Funds	FY 2023 Funds	FY 2024 Funds	FY 2025 Funds	FY 2026 Funds	FY 2027 Funds	FY 2028 Funds	Future Funds	Total Four-Year Funding Request
ENG	\$0	\$0	\$0	\$0	\$0	\$0	\$0	\$0	\$0
ROW	\$0	\$0	\$0	\$0	\$0	\$0	\$0	\$0	\$0
CON	\$0	\$0	\$0	\$379	\$0	\$0	\$0	\$0	\$379
Transit	\$0	\$0	\$0	\$0	\$0	\$0	\$0	\$0	\$0
MPO	\$0	\$0	\$0	\$0	\$0	\$0	\$0	\$0	\$0
OTH	\$0	\$0	\$0	\$0	\$0	\$0	\$0	\$0	\$0
<b>Subtotal</b>	<b>\$0</b>	<b>\$0</b>	<b>\$0</b>	<b>\$379</b>	<b>\$0</b>	<b>\$0</b>	<b>\$0</b>	<b>\$0</b>	<b>\$379</b>
<b>Total</b>	<b>\$0</b>	<b>\$0</b>	<b>\$0</b>	<b>\$473</b>	<b>\$0</b>	<b>\$0</b>	<b>\$0</b>	<b>\$0</b>	<b>\$473</b>





## Fifth Avenue Streetscape

**MPO ID** J2023-03  
**Resp. Agency** WV DOT  
**Project Category** Roadways  
**State** West Virginia  
**CIP or CTP ID(s)** U319 SCAPE 22 00

**Project Category** TIP  
**Functional Class** Local  
**County** Jefferson County  
**Est. Total Cost** \$1,725  
**Prior Years Cost** \$0  
**Future Years Cost** \$0

**Description:**

Construct new sidewalk and install lighting

**Limits:****LRTP Relationship:**

Bicycle and Pedestrian Element





## 2023 - 2026 Transportation Improvement Program

## Fifth Avenue Streetscape

(Funding in Thousands)

## Local Match

Phase	Prior Funds	FY 2023 Funds	FY 2024 Funds	FY 2025 Funds	FY 2026 Funds	FY 2027 Funds	FY 2028 Funds	Future Funds	Total Four-Year Funding Request
ENG	\$0	\$12	\$0	\$0	\$0	\$0	\$0	\$0	\$12
ROW	\$0	\$0	\$0	\$0	\$0	\$0	\$0	\$0	\$0
CON	\$0	\$0	\$333	\$0	\$0	\$0	\$0	\$0	\$333
Transit	\$0	\$0	\$0	\$0	\$0	\$0	\$0	\$0	\$0
MPO	\$0	\$0	\$0	\$0	\$0	\$0	\$0	\$0	\$0
OTH	\$0	\$0	\$0	\$0	\$0	\$0	\$0	\$0	\$0
<b>Subtotal</b>	<b>\$0</b>	<b>\$12</b>	<b>\$333</b>	<b>\$0</b>	<b>\$0</b>	<b>\$0</b>	<b>\$0</b>	<b>\$0</b>	<b>\$345</b>

## Transportation Alternatives Program

Phase	Prior Funds	FY 2023 Funds	FY 2024 Funds	FY 2025 Funds	FY 2026 Funds	FY 2027 Funds	FY 2028 Funds	Future Funds	Total Four-Year Funding Request
ENG	\$0	\$48	\$0	\$0	\$0	\$0	\$0	\$0	\$48
ROW	\$0	\$0	\$0	\$0	\$0	\$0	\$0	\$0	\$0
CON	\$0	\$0	\$1332	\$0	\$0	\$0	\$0	\$0	\$1,332
Transit	\$0	\$0	\$0	\$0	\$0	\$0	\$0	\$0	\$0
MPO	\$0	\$0	\$0	\$0	\$0	\$0	\$0	\$0	\$0
OTH	\$0	\$0	\$0	\$0	\$0	\$0	\$0	\$0	\$0
<b>Subtotal</b>	<b>\$0</b>	<b>\$48</b>	<b>\$1332</b>	<b>\$0</b>	<b>\$0</b>	<b>\$0</b>	<b>\$0</b>	<b>\$0</b>	<b>\$1,380</b>
<b>Total</b>	<b>\$0</b>	<b>\$60</b>	<b>\$1665</b>	<b>\$0</b>	<b>\$0</b>	<b>\$0</b>	<b>\$0</b>	<b>\$0</b>	<b>\$1,725</b>



US 340 Signing

**MPO ID** J2023-05  
**Resp. Agency** WV DOT  
**Project Category** Roadways  
**State** West Virginia  
**CIP or CTP ID(s)** CMAQ0340076D

**Project Category** TIP  
**Functional Class**  
**County** Jefferson County  
**Est. Total Cost** \$2,750  
**Prior Years Cost** \$0  
**Future Years Cost** \$0

**Description:**  
Signing

**Limits:**

**LRTP Relationship:**  
Safety





## 2023 - 2026 Transportation Improvement Program

## US 340 Signing

(Funding in Thousands)

## Carbon Reduction Program &lt;5K POP

Phase	Prior Funds	FY 2023 Funds	FY 2024 Funds	FY 2025 Funds	FY 2026 Funds	FY 2027 Funds	FY 2028 Funds	Future Funds	Total Four-Year Funding Request
ENG	\$0	\$200	\$0	\$0	\$0	\$0	\$0	\$0	\$200
ROW	\$0	\$0	\$0	\$0	\$0	\$0	\$0	\$0	\$0
CON	\$0	\$0	\$0	\$0	\$0	\$0	\$0	\$0	\$0
Transit	\$0	\$0	\$0	\$0	\$0	\$0	\$0	\$0	\$0
MPO	\$0	\$0	\$0	\$0	\$0	\$0	\$0	\$0	\$0
OTH	\$0	\$0	\$0	\$0	\$0	\$0	\$0	\$0	\$0
<b>Subtotal</b>	<b>\$0</b>	<b>\$200</b>	<b>\$0</b>	<b>\$0</b>	<b>\$0</b>	<b>\$0</b>	<b>\$0</b>	<b>\$0</b>	<b>\$200</b>

## State Funding - West Virginia

Phase	Prior Funds	FY 2023 Funds	FY 2024 Funds	FY 2025 Funds	FY 2026 Funds	FY 2027 Funds	FY 2028 Funds	Future Funds	Total Four-Year Funding Request
ENG	\$0	\$50	\$0	\$0	\$0	\$0	\$0	\$0	\$50
ROW	\$0	\$0	\$0	\$0	\$0	\$0	\$0	\$0	\$0
CON	\$0	\$0	\$0	\$500	\$0	\$0	\$0	\$0	\$500
Transit	\$0	\$0	\$0	\$0	\$0	\$0	\$0	\$0	\$0
MPO	\$0	\$0	\$0	\$0	\$0	\$0	\$0	\$0	\$0
OTH	\$0	\$0	\$0	\$0	\$0	\$0	\$0	\$0	\$0
<b>Subtotal</b>	<b>\$0</b>	<b>\$50</b>	<b>\$0</b>	<b>\$500</b>	<b>\$0</b>	<b>\$0</b>	<b>\$0</b>	<b>\$0</b>	<b>\$550</b>

**2023 - 2026 Transportation Improvement Program****US 340 Signing**

(Funding in Thousands)

**National Highway Performance Program**

Phase	Prior Funds	FY 2023 Funds	FY 2024 Funds	FY 2025 Funds	FY 2026 Funds	FY 2027 Funds	FY 2028 Funds	Future Funds	Total Four-Year Funding Request
ENG	\$0	\$0	\$0	\$0	\$0	\$0	\$0	\$0	\$0
ROW	\$0	\$0	\$0	\$0	\$0	\$0	\$0	\$0	\$0
CON	\$0	\$0	\$0	\$2000	\$0	\$0	\$0	\$0	\$2,000
Transit	\$0	\$0	\$0	\$0	\$0	\$0	\$0	\$0	\$0
MPO	\$0	\$0	\$0	\$0	\$0	\$0	\$0	\$0	\$0
OTH	\$0	\$0	\$0	\$0	\$0	\$0	\$0	\$0	\$0
<b>Subtotal</b>	<b>\$0</b>	<b>\$0</b>	<b>\$0</b>	<b>\$2000</b>	<b>\$0</b>	<b>\$0</b>	<b>\$0</b>	<b>\$0</b>	<b>\$2,000</b>
<b>Total</b>	<b>\$0</b>	<b>\$250</b>	<b>\$0</b>	<b>\$2500</b>	<b>\$0</b>	<b>\$0</b>	<b>\$0</b>	<b>\$0</b>	<b>\$2,750</b>



Ridge Road-Morgan Grove

**MPO ID** J2024-02  
**Resp. Agency** WV DOT  
**Project Category** Roadways  
**State** West Virginia  
**CIP or CTP ID(s)** STBG0480016D

**Description:**  
Resurfacing

**Limits:**

**LRTP Relationship:**  
System Preservation

**Project Category** TIP  
**Functional Class** Minor Arterial  
**County** Jefferson County  
**Est. Total Cost** \$901  
**Prior Years Cost** \$0  
**Future Years Cost** \$0





## 2023 - 2026 Transportation Improvement Program

## Ridge Road-Morgan Grove

(Funding in Thousands)

## State Funding - West Virginia

Phase	Prior Funds	FY 2023 Funds	FY 2024 Funds	FY 2025 Funds	FY 2026 Funds	FY 2027 Funds	FY 2028 Funds	Future Funds	Total Four-Year Funding Request
ENG	\$0	\$1	\$0	\$0	\$0	\$0	\$0	\$0	\$1
ROW	\$0	\$0	\$0	\$0	\$0	\$0	\$0	\$0	\$0
CON	\$0	\$0	\$179	\$0	\$0	\$0	\$0	\$0	\$179
Transit	\$0	\$0	\$0	\$0	\$0	\$0	\$0	\$0	\$0
MPO	\$0	\$0	\$0	\$0	\$0	\$0	\$0	\$0	\$0
OTH	\$0	\$0	\$0	\$0	\$0	\$0	\$0	\$0	\$0
<b>Subtotal</b>	<b>\$0</b>	<b>\$1</b>	<b>\$179</b>	<b>\$0</b>	<b>\$0</b>	<b>\$0</b>	<b>\$0</b>	<b>\$0</b>	<b>\$180</b>

**2023 - 2026 Transportation Improvement Program****Ridge Road-Morgan Grove**

(Funding in Thousands)

**Surface Transportation Block Grant program**

Phase	Prior Funds	FY 2023 Funds	FY 2024 Funds	FY 2025 Funds	FY 2026 Funds	FY 2027 Funds	FY 2028 Funds	Future Funds	Total Four-Year Funding Request
ENG	\$0	\$4	\$0	\$0	\$0	\$0	\$0	\$0	\$4
ROW	\$0	\$0	\$0	\$0	\$0	\$0	\$0	\$0	\$0
CON	\$0	\$0	\$717	\$0	\$0	\$0	\$0	\$0	\$717
Transit	\$0	\$0	\$0	\$0	\$0	\$0	\$0	\$0	\$0
MPO	\$0	\$0	\$0	\$0	\$0	\$0	\$0	\$0	\$0
OTH	\$0	\$0	\$0	\$0	\$0	\$0	\$0	\$0	\$0
<b>Subtotal</b>	<b>\$0</b>	<b>\$4</b>	<b>\$717</b>	<b>\$0</b>	<b>\$0</b>	<b>\$0</b>	<b>\$0</b>	<b>\$0</b>	<b>\$721</b>
<b>Total</b>	<b>\$0</b>	<b>\$5</b>	<b>\$896</b>	<b>\$0</b>	<b>\$0</b>	<b>\$0</b>	<b>\$0</b>	<b>\$0</b>	<b>\$901</b>





Ranson (N. Mildred)

**MPO ID** J2024-03  
**Resp. Agency** WV DOT  
**Project Category** Roadways  
**State** West Virginia  
**CIP or CTP ID(s)** STBG0115083D

**Project Category** TIP  
**Functional Class** Local  
**County** Jefferson County  
**Est. Total Cost** \$820  
**Prior Years Cost** \$0  
**Future Years Cost** \$0

**Description:**  
Resurfacing 1.5-2"

**Limits:**

**LRTP Relationship:**  
System Preservation





# 2023 - 2026 Transportation Improvement Program

## Ranson (N. Mildred)

(Funding in Thousands)

### State Funding - West Virginia

Phase	Prior Funds	FY 2023 Funds	FY 2024 Funds	FY 2025 Funds	FY 2026 Funds	FY 2027 Funds	FY 2028 Funds	Future Funds	Total Four-Year Funding Request
ENG	\$0	\$1	\$0	\$0	\$0	\$0	\$0	\$0	\$1
ROW	\$0	\$0	\$0	\$0	\$0	\$0	\$0	\$0	\$0
CON	\$0	\$0	\$163	\$0	\$0	\$0	\$0	\$0	\$163
Transit	\$0	\$0	\$0	\$0	\$0	\$0	\$0	\$0	\$0
MPO	\$0	\$0	\$0	\$0	\$0	\$0	\$0	\$0	\$0
OTH	\$0	\$0	\$0	\$0	\$0	\$0	\$0	\$0	\$0
Subtotal	\$0	\$1	\$163	\$0	\$0	\$0	\$0	\$0	\$164

**2023 - 2026 Transportation Improvement Program****Ranson (N. Mildred)**

(Funding in Thousands)

**Surface Transportation Block Grant program**

Phase	Prior Funds	FY 2023 Funds	FY 2024 Funds	FY 2025 Funds	FY 2026 Funds	FY 2027 Funds	FY 2028 Funds	Future Funds	Total Four-Year Funding Request
ENG	\$0	\$4	\$0	\$0	\$0	\$0	\$0	\$0	\$4
ROW	\$0	\$0	\$0	\$0	\$0	\$0	\$0	\$0	\$0
CON	\$0	\$0	\$0	\$0	\$0	\$0	\$0	\$0	\$0
Transit	\$0	\$0	\$0	\$0	\$0	\$0	\$0	\$0	\$0
MPO	\$0	\$0	\$0	\$0	\$0	\$0	\$0	\$0	\$0
OTH	\$0	\$0	\$0	\$0	\$0	\$0	\$0	\$0	\$0
<b>Subtotal</b>	<b>\$0</b>	<b>\$4</b>	<b>\$0</b>	<b>\$0</b>	<b>\$0</b>	<b>\$0</b>	<b>\$0</b>	<b>\$0</b>	<b>\$4</b>

**Surface Transportation Block Grant program**

Phase	Prior Funds	FY 2023 Funds	FY 2024 Funds	FY 2025 Funds	FY 2026 Funds	FY 2027 Funds	FY 2028 Funds	Future Funds	Total Four-Year Funding Request
ENG	\$0	\$0	\$0	\$0	\$0	\$0	\$0	\$0	\$0
ROW	\$0	\$0	\$0	\$0	\$0	\$0	\$0	\$0	\$0
CON	\$0	\$0	\$652	\$0	\$0	\$0	\$0	\$0	\$652
Transit	\$0	\$0	\$0	\$0	\$0	\$0	\$0	\$0	\$0
MPO	\$0	\$0	\$0	\$0	\$0	\$0	\$0	\$0	\$0
OTH	\$0	\$0	\$0	\$0	\$0	\$0	\$0	\$0	\$0
<b>Subtotal</b>	<b>\$0</b>	<b>\$0</b>	<b>\$652</b>	<b>\$0</b>	<b>\$0</b>	<b>\$0</b>	<b>\$0</b>	<b>\$0</b>	<b>\$652</b>
<b>Total</b>	<b>\$0</b>	<b>\$5</b>	<b>\$815</b>	<b>\$0</b>	<b>\$0</b>	<b>\$0</b>	<b>\$0</b>	<b>\$0</b>	<b>\$820</b>



Charles Town South George Street Pedestrian Improvements

MPO ID	J2024-04	Project Category	TIP
Resp. Agency	WV DOT	Functional Class	Minor Arterial
Project Category	Roadways	County	Jefferson County
State	West Virginia	Est. Total Cost	\$510
CIP or CTP ID(s)	TAP2022112D	Prior Years Cost	\$0
Description:		Future Years Cost	\$0
Construct Sidewalks			

Limits:

LRTP Relationship:  
Bicycle and Pedestrian Element





## 2023 - 2026 Transportation Improvement Program

## Charles Town South George Street Pedestrian Improvements

(Funding in Thousands)

## Local Match

Phase	Prior Funds	FY 2023 Funds	FY 2024 Funds	FY 2025 Funds	FY 2026 Funds	FY 2027 Funds	FY 2028 Funds	Future Funds	Total Four-Year Funding Request
ENG	\$0	\$0	\$0	\$0	\$0	\$0	\$0	\$0	\$0
ROW	\$0	\$0	\$0	\$0	\$0	\$0	\$0	\$0	\$0
CON	\$0	\$0	\$102	\$0	\$0	\$0	\$0	\$0	\$102
Transit	\$0	\$0	\$0	\$0	\$0	\$0	\$0	\$0	\$0
MPO	\$0	\$0	\$0	\$0	\$0	\$0	\$0	\$0	\$0
OTH	\$0	\$0	\$0	\$0	\$0	\$0	\$0	\$0	\$0
<b>Subtotal</b>	<b>\$0</b>	<b>\$0</b>	<b>\$102</b>	<b>\$0</b>	<b>\$0</b>	<b>\$0</b>	<b>\$0</b>	<b>\$0</b>	<b>\$102</b>

## Transportation Alternatives Program

Phase	Prior Funds	FY 2023 Funds	FY 2024 Funds	FY 2025 Funds	FY 2026 Funds	FY 2027 Funds	FY 2028 Funds	Future Funds	Total Four-Year Funding Request
ENG	\$0	\$0	\$0	\$0	\$0	\$0	\$0	\$0	\$0
ROW	\$0	\$0	\$0	\$0	\$0	\$0	\$0	\$0	\$0
CON	\$0	\$0	\$408	\$0	\$0	\$0	\$0	\$0	\$408
Transit	\$0	\$0	\$0	\$0	\$0	\$0	\$0	\$0	\$0
MPO	\$0	\$0	\$0	\$0	\$0	\$0	\$0	\$0	\$0
OTH	\$0	\$0	\$0	\$0	\$0	\$0	\$0	\$0	\$0
<b>Subtotal</b>	<b>\$0</b>	<b>\$0</b>	<b>\$408</b>	<b>\$0</b>	<b>\$0</b>	<b>\$0</b>	<b>\$0</b>	<b>\$0</b>	<b>\$408</b>
<b>Total</b>	<b>\$0</b>	<b>\$0</b>	<b>\$510</b>	<b>\$0</b>	<b>\$0</b>	<b>\$0</b>	<b>\$0</b>	<b>\$0</b>	<b>\$510</b>



Hillside Dr Roundabout

**MPO ID** J2024-06  
**Resp. Agency** WV DOT  
**Project Category** Roadways  
**State** West Virginia  
**CIP or CTP ID(s)** STBG0115086D

**Project Category** TIP  
**Functional Class** Principal Arterial  
**County** Jefferson County  
**Est. Total Cost** \$1,560  
**Prior Years Cost** \$0  
**Future Years Cost** \$0

**Description:**  
Construct roundabout

**Limits:**

**LRTP Relationship:**





## 2023 - 2026 Transportation Improvement Program

## Hillside Dr Roundabout

(Funding in Thousands)

## State Funding - West Virginia

Phase	Prior Funds	FY 2023 Funds	FY 2024 Funds	FY 2025 Funds	FY 2026 Funds	FY 2027 Funds	FY 2028 Funds	Future Funds	Total Four-Year Funding Request
ENG	\$0	\$12	\$0	\$0	\$0	\$0	\$0	\$0	\$12
ROW	\$0	\$0	\$0	\$0	\$0	\$0	\$0	\$0	\$0
CON	\$0	\$0	\$0	\$300	\$0	\$0	\$0	\$0	\$300
Transit	\$0	\$0	\$0	\$0	\$0	\$0	\$0	\$0	\$0
MPO	\$0	\$0	\$0	\$0	\$0	\$0	\$0	\$0	\$0
OTH	\$0	\$0	\$0	\$0	\$0	\$0	\$0	\$0	\$0
<b>Subtotal</b>	<b>\$0</b>	<b>\$12</b>	<b>\$0</b>	<b>\$300</b>	<b>\$0</b>	<b>\$0</b>	<b>\$0</b>	<b>\$0</b>	<b>\$312</b>

## Surface Transportation Block Grant program

Phase	Prior Funds	FY 2023 Funds	FY 2024 Funds	FY 2025 Funds	FY 2026 Funds	FY 2027 Funds	FY 2028 Funds	Future Funds	Total Four-Year Funding Request
ENG	\$0	\$48	\$0	\$0	\$0	\$0	\$0	\$0	\$48
ROW	\$0	\$0	\$0	\$0	\$0	\$0	\$0	\$0	\$0
CON	\$0	\$0	\$0	\$0	\$0	\$0	\$0	\$0	\$0
Transit	\$0	\$0	\$0	\$0	\$0	\$0	\$0	\$0	\$0
MPO	\$0	\$0	\$0	\$0	\$0	\$0	\$0	\$0	\$0
OTH	\$0	\$0	\$0	\$0	\$0	\$0	\$0	\$0	\$0
<b>Subtotal</b>	<b>\$0</b>	<b>\$48</b>	<b>\$0</b>	<b>\$0</b>	<b>\$0</b>	<b>\$0</b>	<b>\$0</b>	<b>\$0</b>	<b>\$48</b>

**2023 - 2026 Transportation Improvement Program****Hillside Dr Roundabout**

(Funding in Thousands)

**Surface Transportation Block Grant program**

Phase	Prior Funds	FY 2023 Funds	FY 2024 Funds	FY 2025 Funds	FY 2026 Funds	FY 2027 Funds	FY 2028 Funds	Future Funds	Total Four-Year Funding Request
ENG	\$0	\$0	\$0	\$0	\$0	\$0	\$0	\$0	\$0
ROW	\$0	\$0	\$0	\$0	\$0	\$0	\$0	\$0	\$0
CON	\$0	\$0	\$0	\$1200	\$0	\$0	\$0	\$0	\$1,200
Transit	\$0	\$0	\$0	\$0	\$0	\$0	\$0	\$0	\$0
MPO	\$0	\$0	\$0	\$0	\$0	\$0	\$0	\$0	\$0
OTH	\$0	\$0	\$0	\$0	\$0	\$0	\$0	\$0	\$0
<b>Subtotal</b>	<b>\$0</b>	<b>\$0</b>	<b>\$0</b>	<b>\$1200</b>	<b>\$0</b>	<b>\$0</b>	<b>\$0</b>	<b>\$0</b>	<b>\$1,200</b>
<b>Total</b>	<b>\$0</b>	<b>\$60</b>	<b>\$0</b>	<b>\$1500</b>	<b>\$0</b>	<b>\$0</b>	<b>\$0</b>	<b>\$0</b>	<b>\$1,560</b>





## Maddex Square Ped Crossing

**MPO ID** J2024-08  
**Resp. Agency** WV DOT  
**Project Category** Roadways  
**State** West Virginia  
**CIP or CTP ID(s)** STBG0045090D

**Project Category** TIP  
**Functional Class** Minor Arterial  
**County** Jefferson County  
**Est. Total Cost** \$170  
**Prior Years Cost** \$0  
**Future Years Cost** \$0

**Description:**

Install Ped accommodations

**Limits:****LRTP Relationship:**

Bicycle and Pedestrian Element





## 2023 - 2026 Transportation Improvement Program

## Maddex Square Ped Crossing

(Funding in Thousands)

## Carbon Reduction Program 50-200K POP

Phase	Prior Funds	FY 2023 Funds	FY 2024 Funds	FY 2025 Funds	FY 2026 Funds	FY 2027 Funds	FY 2028 Funds	Future Funds	Total Four-Year Funding Request
ENG	\$0	\$0	\$10	\$0	\$0	\$0	\$0	\$0	\$10
ROW	\$0	\$0	\$0	\$0	\$0	\$0	\$0	\$0	\$0
CON	\$0	\$0	\$150	\$0	\$0	\$0	\$0	\$0	\$150
Transit	\$0	\$0	\$0	\$0	\$0	\$0	\$0	\$0	\$0
MPO	\$0	\$0	\$0	\$0	\$0	\$0	\$0	\$0	\$0
OTH	\$0	\$0	\$0	\$0	\$0	\$0	\$0	\$0	\$0
<b>Subtotal</b>	<b>\$0</b>	<b>\$0</b>	<b>\$160</b>	<b>\$0</b>	<b>\$0</b>	<b>\$0</b>	<b>\$0</b>	<b>\$0</b>	<b>\$160</b>

## Congestion Management and Air Quality

Phase	Prior Funds	FY 2023 Funds	FY 2024 Funds	FY 2025 Funds	FY 2026 Funds	FY 2027 Funds	FY 2028 Funds	Future Funds	Total Four-Year Funding Request
ENG	\$0	\$0	\$0	\$0	\$0	\$0	\$0	\$0	\$0
ROW	\$0	\$0	\$10	\$0	\$0	\$0	\$0	\$0	\$10
CON	\$0	\$0	\$0	\$0	\$0	\$0	\$0	\$0	\$0
Transit	\$0	\$0	\$0	\$0	\$0	\$0	\$0	\$0	\$0
MPO	\$0	\$0	\$0	\$0	\$0	\$0	\$0	\$0	\$0
OTH	\$0	\$0	\$0	\$0	\$0	\$0	\$0	\$0	\$0
<b>Subtotal</b>	<b>\$0</b>	<b>\$0</b>	<b>\$10</b>	<b>\$0</b>	<b>\$0</b>	<b>\$0</b>	<b>\$0</b>	<b>\$0</b>	<b>\$10</b>
<b>Total</b>	<b>\$0</b>	<b>\$0</b>	<b>\$170</b>	<b>\$0</b>	<b>\$0</b>	<b>\$0</b>	<b>\$0</b>	<b>\$0</b>	<b>\$170</b>



W Washington Street

**MPO ID** J2024-09  
**Resp. Agency** WV DOT  
**Project Category** Roadways  
**State** West Virginia  
**CIP or CTP ID(s)** RHCH0051052D

**Description:**  
Feasibility Study

**Project Category** TIP  
**Functional Class** Minor Arterial  
**County** Jefferson County  
**Est. Total Cost** \$687  
**Prior Years Cost** \$0  
**Future Years Cost** \$0

**Limits:**

**LRTP Relationship:**





## 2023 - 2026 Transportation Improvement Program

## W Washington Street

(Funding in Thousands)

## RHCH

Phase	Prior Funds	FY 2023 Funds	FY 2024 Funds	FY 2025 Funds	FY 2026 Funds	FY 2027 Funds	FY 2028 Funds	Future Funds	Total Four-Year Funding Request
ENG	\$0	\$0	\$619	\$0	\$0	\$0	\$0	\$0	\$619
ROW	\$0	\$0	\$0	\$0	\$0	\$0	\$0	\$0	\$0
CON	\$0	\$0	\$0	\$0	\$0	\$0	\$0	\$0	\$0
Transit	\$0	\$0	\$0	\$0	\$0	\$0	\$0	\$0	\$0
MPO	\$0	\$0	\$0	\$0	\$0	\$0	\$0	\$0	\$0
OTH	\$0	\$0	\$0	\$0	\$0	\$0	\$0	\$0	\$0
<b>Subtotal</b>	<b>\$0</b>	<b>\$0</b>	<b>\$619</b>	<b>\$0</b>	<b>\$0</b>	<b>\$0</b>	<b>\$0</b>	<b>\$0</b>	<b>\$619</b>

## State Funding - West Virginia

Phase	Prior Funds	FY 2023 Funds	FY 2024 Funds	FY 2025 Funds	FY 2026 Funds	FY 2027 Funds	FY 2028 Funds	Future Funds	Total Four-Year Funding Request
ENG	\$0	\$0	\$68	\$0	\$0	\$0	\$0	\$0	\$68
ROW	\$0	\$0	\$0	\$0	\$0	\$0	\$0	\$0	\$0
CON	\$0	\$0	\$0	\$0	\$0	\$0	\$0	\$0	\$0
Transit	\$0	\$0	\$0	\$0	\$0	\$0	\$0	\$0	\$0
MPO	\$0	\$0	\$0	\$0	\$0	\$0	\$0	\$0	\$0
OTH	\$0	\$0	\$0	\$0	\$0	\$0	\$0	\$0	\$0
<b>Subtotal</b>	<b>\$0</b>	<b>\$0</b>	<b>\$68</b>	<b>\$0</b>	<b>\$0</b>	<b>\$0</b>	<b>\$0</b>	<b>\$0</b>	<b>\$68</b>
<b>Total</b>	<b>\$0</b>	<b>\$0</b>	<b>\$687</b>	<b>\$0</b>	<b>\$0</b>	<b>\$0</b>	<b>\$0</b>	<b>\$0</b>	<b>\$687</b>



Flowing Springs Exit Lighting

MPO ID	J2024-10	Project Category	TIP
Resp. Agency	WV DOT	Functional Class	Principal Arterial
Project Category	Roadways	County	Jefferson County
State	West Virginia	Est. Total Cost	\$300
CIP or CTP ID(s)	HSIP0009304D	Prior Years Cost	\$0
Description:		Future Years Cost	\$0

Limits:

LRTP Relationship:





## 2023 - 2026 Transportation Improvement Program

## Flowing Springs Exit Lighting

(Funding in Thousands)

## Highway Safety Improvement Program

Phase	Prior Funds	FY 2023 Funds	FY 2024 Funds	FY 2025 Funds	FY 2026 Funds	FY 2027 Funds	FY 2028 Funds	Future Funds	Total Four-Year Funding Request
ENG	\$0	\$0	\$50	\$0	\$0	\$0	\$0	\$0	\$50
ROW	\$0	\$0	\$0	\$0	\$0	\$0	\$0	\$0	\$0
CON	\$0	\$0	\$250	\$0	\$0	\$0	\$0	\$0	\$250
Transit	\$0	\$0	\$0	\$0	\$0	\$0	\$0	\$0	\$0
MPO	\$0	\$0	\$0	\$0	\$0	\$0	\$0	\$0	\$0
OTH	\$0	\$0	\$0	\$0	\$0	\$0	\$0	\$0	\$0
Subtotal	\$0	\$0	\$300	\$0	\$0	\$0	\$0	\$0	\$300
Total	\$0	\$0	\$300	\$0	\$0	\$0	\$0	\$0	\$300



# Flowing Springs Road

**MPO ID** J2024-11  
**Resp. Agency** WV DOT  
**Project Category** Roadways  
**State** West Virginia  
**CIP or CTP ID(s)** STBG0017157D  
**Description:**

**Project Category** TIP  
**Functional Class** Major Collector  
**County** Jefferson County  
**Est. Total Cost** \$360  
**Prior Years Cost** \$0  
**Future Years Cost** \$0

**Limits:**

**LRTP Relationship:**  
System Preservation





## 2023 - 2026 Transportation Improvement Program

## Flowing Springs Road

(Funding in Thousands)

## State Funding - West Virginia

Phase	Prior Funds	FY 2023 Funds	FY 2024 Funds	FY 2025 Funds	FY 2026 Funds	FY 2027 Funds	FY 2028 Funds	Future Funds	Total Four-Year Funding Request
ENG	\$0	\$0	\$1	\$0	\$0	\$0	\$0	\$0	\$1
ROW	\$0	\$0	\$0	\$0	\$0	\$0	\$0	\$0	\$0
CON	\$0	\$0	\$0	\$71	\$0	\$0	\$0	\$0	\$71
Transit	\$0	\$0	\$0	\$0	\$0	\$0	\$0	\$0	\$0
MPO	\$0	\$0	\$0	\$0	\$0	\$0	\$0	\$0	\$0
OTH	\$0	\$0	\$0	\$0	\$0	\$0	\$0	\$0	\$0
<b>Subtotal</b>	<b>\$0</b>	<b>\$0</b>	<b>\$1</b>	<b>\$71</b>	<b>\$0</b>	<b>\$0</b>	<b>\$0</b>	<b>\$0</b>	<b>\$72</b>

## Surface Transportation Block Grant program

Phase	Prior Funds	FY 2023 Funds	FY 2024 Funds	FY 2025 Funds	FY 2026 Funds	FY 2027 Funds	FY 2028 Funds	Future Funds	Total Four-Year Funding Request
ENG	\$0	\$0	\$4	\$0	\$0	\$0	\$0	\$0	\$4
ROW	\$0	\$0	\$0	\$0	\$0	\$0	\$0	\$0	\$0
CON	\$0	\$0	\$0	\$284	\$0	\$0	\$0	\$0	\$284
Transit	\$0	\$0	\$0	\$0	\$0	\$0	\$0	\$0	\$0
MPO	\$0	\$0	\$0	\$0	\$0	\$0	\$0	\$0	\$0
OTH	\$0	\$0	\$0	\$0	\$0	\$0	\$0	\$0	\$0
<b>Subtotal</b>	<b>\$0</b>	<b>\$0</b>	<b>\$4</b>	<b>\$284</b>	<b>\$0</b>	<b>\$0</b>	<b>\$0</b>	<b>\$0</b>	<b>\$288</b>
<b>Total</b>	<b>\$0</b>	<b>\$0</b>	<b>\$5</b>	<b>\$355</b>	<b>\$0</b>	<b>\$0</b>	<b>\$0</b>	<b>\$0</b>	<b>\$360</b>





Flowing Springs Exit Improvements

MPO ID	J2024-12	Project Category	TIP
Resp. Agency	WV DOT	Functional Class	Principal Arterial
Project Category	Roadways	County	Jefferson County
State	West Virginia	Est. Total Cost	\$1,565
CIP or CTP ID(s)	HSIP0009306D	Prior Years Cost	\$0
Description:		Future Years Cost	\$0
Improve Exit			

Limits:

L RTP Relationship:





## 2023 - 2026 Transportation Improvement Program

## Flowing Springs Exit Improvements

(Funding in Thousands)

## Highway Safety Improvement Program

Phase	Prior Funds	FY 2023 Funds	FY 2024 Funds	FY 2025 Funds	FY 2026 Funds	FY 2027 Funds	FY 2028 Funds	Future Funds	Total Four-Year Funding Request
ENG	\$0	\$0	\$0	\$0	\$0	\$0	\$0	\$0	\$0
ROW	\$0	\$0	\$0	\$0	\$0	\$0	\$0	\$0	\$0
CON	\$0	\$1565	\$0	\$0	\$0	\$0	\$0	\$0	\$1,565
Transit	\$0	\$0	\$0	\$0	\$0	\$0	\$0	\$0	\$0
MPO	\$0	\$0	\$0	\$0	\$0	\$0	\$0	\$0	\$0
OTH	\$0	\$0	\$0	\$0	\$0	\$0	\$0	\$0	\$0
Subtotal	\$0	\$1565	\$0	\$0	\$0	\$0	\$0	\$0	\$1,565
Total	\$0	\$1565	\$0	\$0	\$0	\$0	\$0	\$0	\$1,565



MD DOT

## 2023 - 2026 Transportation Improvement Program

Roadways

### I-70 Interchange Improvements at MD 65

**MPO ID** W2014-01  
**Resp. Agency** MD DOT  
**Project Category** Roadways  
**State** Maryland  
**CIP or CTP ID(s)** n/a

**Project Category** TIP  
**Functional Class** Interstates  
**County** Washington County  
**Est. Total Cost** \$1,815  
**Prior Years Cost** \$1,815  
**Future Years Cost** \$0

**Description:**

Study of potential I-70 interchange improvements at MD 65

**Limits:**

I-70 @ Exit 29

**LRTP Relationship:**

Unfunded Project





MD DOT

## 2023 - 2026 Transportation Improvement Program

Roadways

### I-70 Interchange Improvements at MD 65

(Funding in Thousands)

#### State Funding - Maryland State Highway Administration

Phase	Prior Funds	FY 2023 Funds	FY 2024 Funds	FY 2025 Funds	FY 2026 Funds	FY 2027 Funds	FY 2028 Funds	Future Funds	Total Four-Year Funding Request
ENG	\$1815	\$0	\$0	\$0	\$0	\$0	\$0	\$0	\$1,815
ROW	\$0	\$0	\$0	\$0	\$0	\$0	\$0	\$0	\$0
CON	\$0	\$0	\$0	\$0	\$0	\$0	\$0	\$0	\$0
Transit	\$0	\$0	\$0	\$0	\$0	\$0	\$0	\$0	\$0
MPO	\$0	\$0	\$0	\$0	\$0	\$0	\$0	\$0	\$0
OTH	\$0	\$0	\$0	\$0	\$0	\$0	\$0	\$0	\$0
<b>Subtotal</b>	<b>\$1815</b>	<b>\$0</b>	<b>\$0</b>	<b>\$0</b>	<b>\$0</b>	<b>\$0</b>	<b>\$0</b>	<b>\$0</b>	<b>\$1,815</b>
<b>Total</b>	<b>\$1815</b>	<b>\$0</b>	<b>\$0</b>	<b>\$0</b>	<b>\$0</b>	<b>\$0</b>	<b>\$0</b>	<b>\$0</b>	<b>\$1,815</b>



Eastern Blvd Widening Ph II

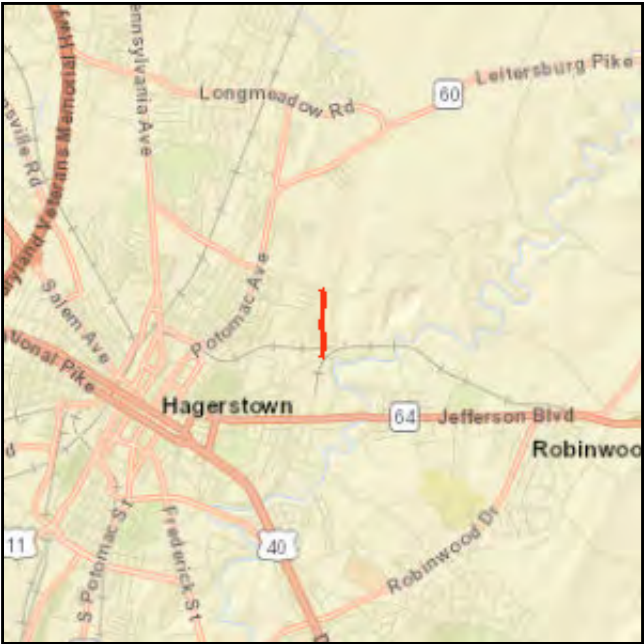
**MPO ID** W2017-08  
**Resp. Agency** Washington County  
**Project Category** Roadways  
**State** Maryland  
**CIP or CTP ID(s)** n/a

**Project Category** TIP  
**Functional Class** Minor Arterial  
**County** Washington County  
**Est. Total Cost** \$4,024  
**Prior Years Cost** \$2,690  
**Future Years Cost** \$0

**Description:**  
Widen existing road to 4 lanes

**Limits:**  
From Security Road to Antietam Drive

**LRTP Relationship:**  
Congestion Management



**Eastern Blvd Widening Ph II**

(Funding in Thousands)

**Earmark Funding**

Phase	Prior Funds	FY 2023 Funds	FY 2024 Funds	FY 2025 Funds	FY 2026 Funds	FY 2027 Funds	FY 2028 Funds	Future Funds	Total Four-Year Funding Request
ENG	\$355	\$0	\$0	\$0	\$0	\$0	\$0	\$0	\$355
ROW	\$0	\$0	\$0	\$0	\$0	\$0	\$0	\$0	\$0
CON	\$0	\$0	\$0	\$0	\$0	\$0	\$0	\$0	\$0
Transit	\$0	\$0	\$0	\$0	\$0	\$0	\$0	\$0	\$0
MPO	\$0	\$0	\$0	\$0	\$0	\$0	\$0	\$0	\$0
OTH	\$0	\$0	\$0	\$0	\$0	\$0	\$0	\$0	\$0
<b>Subtotal</b>	<b>\$355</b>	<b>\$0</b>	<b>\$0</b>	<b>\$0</b>	<b>\$0</b>	<b>\$0</b>	<b>\$0</b>	<b>\$0</b>	<b>\$355</b>

**Local Funding - Washington County**

Phase	Prior Funds	FY 2023 Funds	FY 2024 Funds	FY 2025 Funds	FY 2026 Funds	FY 2027 Funds	FY 2028 Funds	Future Funds	Total Four-Year Funding Request
ENG	\$480	\$0	\$0	\$0	\$0	\$0	\$0	\$0	\$480
ROW	\$0	\$0	\$0	\$0	\$0	\$0	\$0	\$0	\$0
CON	\$1855	\$0	\$385	\$174	\$775	\$0	\$0	\$0	\$3,189
Transit	\$0	\$0	\$0	\$0	\$0	\$0	\$0	\$0	\$0
MPO	\$0	\$0	\$0	\$0	\$0	\$0	\$0	\$0	\$0
OTH	\$0	\$0	\$0	\$0	\$0	\$0	\$0	\$0	\$0
<b>Subtotal</b>	<b>\$2335</b>	<b>\$0</b>	<b>\$385</b>	<b>\$174</b>	<b>\$775</b>	<b>\$0</b>	<b>\$0</b>	<b>\$0</b>	<b>\$3,669</b>
<b>Total</b>	<b>\$2690</b>	<b>\$0</b>	<b>\$385</b>	<b>\$174</b>	<b>\$775</b>	<b>\$0</b>	<b>\$0</b>	<b>\$0</b>	<b>\$4,024</b>



MD DOT

## 2023 - 2026 Transportation Improvement Program

Roadways

### I-81 Ph 2 & 3 Hwy Reconstruction

<b>MPO ID</b>	W2017-10	<b>Project Category</b>	TIP
<b>Resp. Agency</b>	MD DOT	<b>Functional Class</b>	Interstates
<b>Project Category</b>	Roadways	<b>County</b>	Washington County
<b>State</b>	Maryland	<b>Est. Total Cost</b>	\$10,717
<b>CIP or CTP ID(s)</b>	n/a	<b>Prior Years Cost</b>	\$6,872
		<b>Future Years Cost</b>	\$0

#### Description:

Widening to six lanes and reconstructing 6.0 miles of I-81 from north of MD 63/MD 68 (Lappans Road) to US 40 (National Pike).

#### Limits:

North of MD 63/MD 68 (Lappans Road) to US 40 (National Pike), Halfway/Hagerstown

#### LRTP Relationship:

Unfunded Priority





## 2023 - 2026 Transportation Improvement Program

## I-81 Ph 2 &amp; 3 Hwy Reconstruction

(Funding in Thousands)

## National Highway Performance Program

Phase	Prior Funds	FY 2023 Funds	FY 2024 Funds	FY 2025 Funds	FY 2026 Funds	FY 2027 Funds	FY 2028 Funds	Future Funds	Total Four-Year Funding Request
ENG	\$3526	\$2597	\$433	\$0	\$0	\$0	\$0	\$0	\$6,556
ROW	\$0	\$0	\$0	\$0	\$0	\$0	\$0	\$0	\$0
CON	\$0	\$0	\$0	\$0	\$0	\$0	\$0	\$0	\$0
Transit	\$0	\$0	\$0	\$0	\$0	\$0	\$0	\$0	\$0
MPO	\$0	\$0	\$0	\$0	\$0	\$0	\$0	\$0	\$0
OTH	\$0	\$0	\$0	\$0	\$0	\$0	\$0	\$0	\$0
<b>Subtotal</b>	<b>\$3526</b>	<b>\$2597</b>	<b>\$433</b>	<b>\$0</b>	<b>\$0</b>	<b>\$0</b>	<b>\$0</b>	<b>\$0</b>	<b>\$6,556</b>

## State Funding - Maryland State Highway Administration

Phase	Prior Funds	FY 2023 Funds	FY 2024 Funds	FY 2025 Funds	FY 2026 Funds	FY 2027 Funds	FY 2028 Funds	Future Funds	Total Four-Year Funding Request
ENG	\$3346	\$699	\$116	\$0	\$0	\$0	\$0	\$0	\$4,161
ROW	\$0	\$0	\$0	\$0	\$0	\$0	\$0	\$0	\$0
CON	\$0	\$0	\$0	\$0	\$0	\$0	\$0	\$0	\$0
Transit	\$0	\$0	\$0	\$0	\$0	\$0	\$0	\$0	\$0
MPO	\$0	\$0	\$0	\$0	\$0	\$0	\$0	\$0	\$0
OTH	\$0	\$0	\$0	\$0	\$0	\$0	\$0	\$0	\$0
<b>Subtotal</b>	<b>\$3346</b>	<b>\$699</b>	<b>\$116</b>	<b>\$0</b>	<b>\$0</b>	<b>\$0</b>	<b>\$0</b>	<b>\$0</b>	<b>\$4,161</b>
<b>Total</b>	<b>\$6872</b>	<b>\$3296</b>	<b>\$549</b>	<b>\$0</b>	<b>\$0</b>	<b>\$0</b>	<b>\$0</b>	<b>\$0</b>	<b>\$10,717</b>



**Halfway Boulevard Extended Ph 1 & Ph 2**

<b>MPO ID</b>	W2018-01	<b>Project Category</b>	TIP
<b>Resp. Agency</b>	Washington County	<b>Functional Class</b>	Local
<b>Project Category</b>	Roadways	<b>County</b>	Washington County
<b>State</b>	Maryland	<b>Est. Total Cost</b>	\$11,423
<b>CIP or CTP ID(s)</b>	n/a	<b>Prior Years Cost</b>	\$1,673
		<b>Future Years Cost</b>	\$0

**Description:**

Construct a new connector road and new connector road between existing Halfway Boulevard and MD 63 (Phase II of the project).

**Limits:**

Connecting existing Halfway Blvd at intersection with New Gate Road, west to MD 63 (Greencastle Pike)

**LRTP Relationship:**

Fiscally Constrained Project





## 2023 - 2026 Transportation Improvement Program

## Halfway Boulevard Extended Ph 1 &amp; Ph 2

(Funding in Thousands)

## Local Funding - Washington County

Phase	Prior Funds	FY 2023 Funds	FY 2024 Funds	FY 2025 Funds	FY 2026 Funds	FY 2027 Funds	FY 2028 Funds	Future Funds	Total Four-Year Funding Request
ENG	\$100	\$0	\$0	\$0	\$0	\$0	\$0	\$0	\$100
ROW	\$0	\$0	\$0	\$0	\$0	\$0	\$0	\$0	\$0
CON	\$1573	\$1000	\$3000	\$1950	\$0	\$0	\$0	\$0	\$7,523
Transit	\$0	\$0	\$0	\$0	\$0	\$0	\$0	\$0	\$0
MPO	\$0	\$0	\$0	\$0	\$0	\$0	\$0	\$0	\$0
OTH	\$0	\$0	\$0	\$0	\$0	\$0	\$0	\$0	\$0
<b>Subtotal</b>	<b>\$1673</b>	<b>\$1000</b>	<b>\$3000</b>	<b>\$1950</b>	<b>\$0</b>	<b>\$0</b>	<b>\$0</b>	<b>\$0</b>	<b>\$7,623</b>

## Appalachian Regional Commission Grant

Phase	Prior Funds	FY 2023 Funds	FY 2024 Funds	FY 2025 Funds	FY 2026 Funds	FY 2027 Funds	FY 2028 Funds	Future Funds	Total Four-Year Funding Request
ENG	\$0	\$0	\$0	\$0	\$0	\$0	\$0	\$0	\$0
ROW	\$0	\$0	\$0	\$0	\$0	\$0	\$0	\$0	\$0
CON	\$0	\$0	\$3800	\$0	\$0	\$0	\$0	\$0	\$3,800
Transit	\$0	\$0	\$0	\$0	\$0	\$0	\$0	\$0	\$0
MPO	\$0	\$0	\$0	\$0	\$0	\$0	\$0	\$0	\$0
OTH	\$0	\$0	\$0	\$0	\$0	\$0	\$0	\$0	\$0
<b>Subtotal</b>	<b>\$0</b>	<b>\$0</b>	<b>\$3800</b>	<b>\$0</b>	<b>\$0</b>	<b>\$0</b>	<b>\$0</b>	<b>\$0</b>	<b>\$3,800</b>

<b>Total</b>	<b>\$1673</b>	<b>\$1000</b>	<b>\$6800</b>	<b>\$1950</b>	<b>\$0</b>	<b>\$0</b>	<b>\$0</b>	<b>\$0</b>	<b>\$11,423</b>
--------------	---------------	---------------	---------------	---------------	------------	------------	------------	------------	-----------------



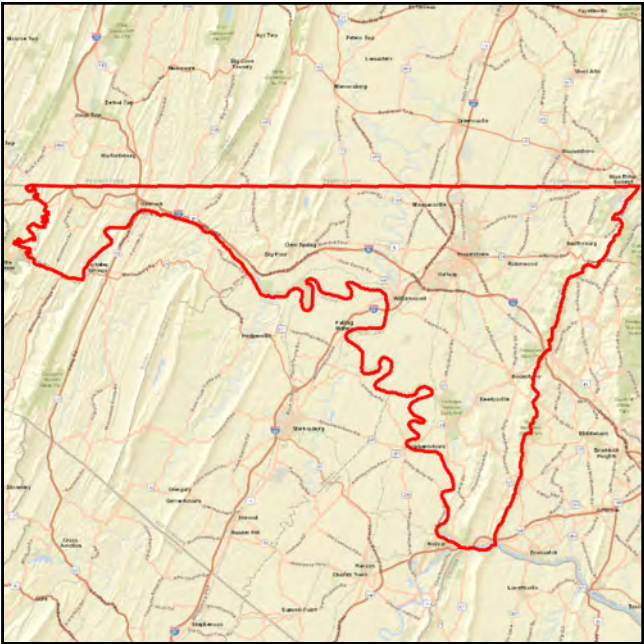
Local Federal Aid Projects

MPO ID	W2019-07	Project Category	TIP
Resp. Agency	Washington County	Functional Class	NA
Project Category	Roadways	County	Washington County
State	Maryland	Est. Total Cost	\$29,086
CIP or CTP ID(s)	n/a	Prior Years Cost	\$13,492
		Future Years Cost	\$0

**Description:**  
Local Federal Aid Projects in Washington County and the City of Hagerstown (see Section 3.5 of the TIP for more detail).

**Limits:**  
Areawide

**LRTP Relationship:**  
System Preservation





## 2023 - 2026 Transportation Improvement Program

## Local Federal Aid Projects

(Funding in Thousands)

## Federal Aid - Local

Phase	Prior Funds	FY 2023 Funds	FY 2024 Funds	FY 2025 Funds	FY 2026 Funds	FY 2027 Funds	FY 2028 Funds	Future Funds	Total Four-Year Funding Request
ENG	\$3524	\$400	\$200	\$0	\$0	\$0	\$0	\$0	\$4,124
ROW	\$0	\$0	\$0	\$0	\$0	\$0	\$0	\$0	\$0
CON	\$6951	\$0	\$0	\$10024	\$1720	\$0	\$0	\$0	\$18,695
Transit	\$0	\$0	\$0	\$0	\$0	\$0	\$0	\$0	\$0
MPO	\$0	\$0	\$0	\$0	\$0	\$0	\$0	\$0	\$0
OTH	\$0	\$0	\$0	\$0	\$0	\$0	\$0	\$0	\$0
<b>Subtotal</b>	<b>\$10475</b>	<b>\$400</b>	<b>\$200</b>	<b>\$10024</b>	<b>\$1720</b>	<b>\$0</b>	<b>\$0</b>	<b>\$0</b>	<b>\$22,819</b>

## Local Funding - Washington County

Phase	Prior Funds	FY 2023 Funds	FY 2024 Funds	FY 2025 Funds	FY 2026 Funds	FY 2027 Funds	FY 2028 Funds	Future Funds	Total Four-Year Funding Request
ENG	\$881	\$100	\$75	\$50	\$0	\$0	\$0	\$0	\$1,106
ROW	\$0	\$0	\$0	\$0	\$0	\$0	\$0	\$0	\$0
CON	\$2136	\$0	\$0	\$2595	\$430	\$0	\$0	\$0	\$5,161
Transit	\$0	\$0	\$0	\$0	\$0	\$0	\$0	\$0	\$0
MPO	\$0	\$0	\$0	\$0	\$0	\$0	\$0	\$0	\$0
OTH	\$0	\$0	\$0	\$0	\$0	\$0	\$0	\$0	\$0
<b>Subtotal</b>	<b>\$3017</b>	<b>\$100</b>	<b>\$75</b>	<b>\$2645</b>	<b>\$430</b>	<b>\$0</b>	<b>\$0</b>	<b>\$0</b>	<b>\$6,267</b>
<b>Total</b>	<b>\$13492</b>	<b>\$500</b>	<b>\$275</b>	<b>\$12669</b>	<b>\$2150</b>	<b>\$0</b>	<b>\$0</b>	<b>\$0</b>	<b>\$29,086</b>



MD DOT

## 2023 - 2026 Transportation Improvement Program

Roadways

### I-70 MD 65 and CSX Bridges Rehabilitation

**MPO ID** W2019-09  
**Resp. Agency** MD DOT  
**Project Category** Roadways  
**State** Maryland  
**CIP or CTP ID(s)** n/a

**Project Category** TIP  
**Functional Class** Interstates  
**County** Washington County  
**Est. Total Cost** \$34,922  
**Prior Years Cost** \$25,339  
**Future Years Cost** \$0

**Description:**

Deck replacement and widening of I-70 dual bridges 21118 over MD 65 and I-70 dual bridges 21119 over the CSX Hagerstown Branch.

**Limits:**

Dual bridges 21118 and 21119

**L RTP Relationship:**

Fiscally Constrained Project





## 2023 - 2026 Transportation Improvement Program

## I-70 MD 65 and CSX Bridges Rehabilitation

(Funding in Thousands)

## State Funding - Maryland State Highway Administration

Phase	Prior Funds	FY 2023 Funds	FY 2024 Funds	FY 2025 Funds	FY 2026 Funds	FY 2027 Funds	FY 2028 Funds	Future Funds	Total Four-Year Funding Request
ENG	\$2011	\$0	\$0	\$0	\$0	\$0	\$0	\$0	\$2,011
ROW	\$0	\$0	\$0	\$0	\$0	\$0	\$0	\$0	\$0
CON	\$5284	\$602	\$0	\$0	\$0	\$0	\$0	\$0	\$5,886
Transit	\$0	\$0	\$0	\$0	\$0	\$0	\$0	\$0	\$0
MPO	\$0	\$0	\$0	\$0	\$0	\$0	\$0	\$0	\$0
OTH	\$0	\$0	\$0	\$0	\$0	\$0	\$0	\$0	\$0
<b>Subtotal</b>	<b>\$7295</b>	<b>\$602</b>	<b>\$0</b>	<b>\$0</b>	<b>\$0</b>	<b>\$0</b>	<b>\$0</b>	<b>\$0</b>	<b>\$7,897</b>

## National Highway Performance Program

Phase	Prior Funds	FY 2023 Funds	FY 2024 Funds	FY 2025 Funds	FY 2026 Funds	FY 2027 Funds	FY 2028 Funds	Future Funds	Total Four-Year Funding Request
ENG	\$0	\$0	\$0	\$0	\$0	\$0	\$0	\$0	\$0
ROW	\$0	\$0	\$0	\$0	\$0	\$0	\$0	\$0	\$0
CON	\$18044	\$8981	\$0	\$0	\$0	\$0	\$0	\$0	\$27,025
Transit	\$0	\$0	\$0	\$0	\$0	\$0	\$0	\$0	\$0
MPO	\$0	\$0	\$0	\$0	\$0	\$0	\$0	\$0	\$0
OTH	\$0	\$0	\$0	\$0	\$0	\$0	\$0	\$0	\$0
<b>Subtotal</b>	<b>\$18044</b>	<b>\$8981</b>	<b>\$0</b>	<b>\$0</b>	<b>\$0</b>	<b>\$0</b>	<b>\$0</b>	<b>\$0</b>	<b>\$27,025</b>
<b>Total</b>	<b>\$25339</b>	<b>\$9583</b>	<b>\$0</b>	<b>\$0</b>	<b>\$0</b>	<b>\$0</b>	<b>\$0</b>	<b>\$0</b>	<b>\$34,922</b>



MD DOT

## 2023 - 2026 Transportation Improvement Program

Roadways

### MD 63/MD 68 Resurfacing and Sidewalk Improvements

**MPO ID** W2019-10  
**Resp. Agency** MD DOT  
**Project Category** Roadways  
**State** Maryland  
**CIP or CTP ID(s)** 151524FLAP010

**Project Category** TIP  
**Functional Class** Major Collector  
**County**  
**Est. Total Cost** \$2,020  
**Prior Years Cost** \$905  
**Future Years Cost** \$0

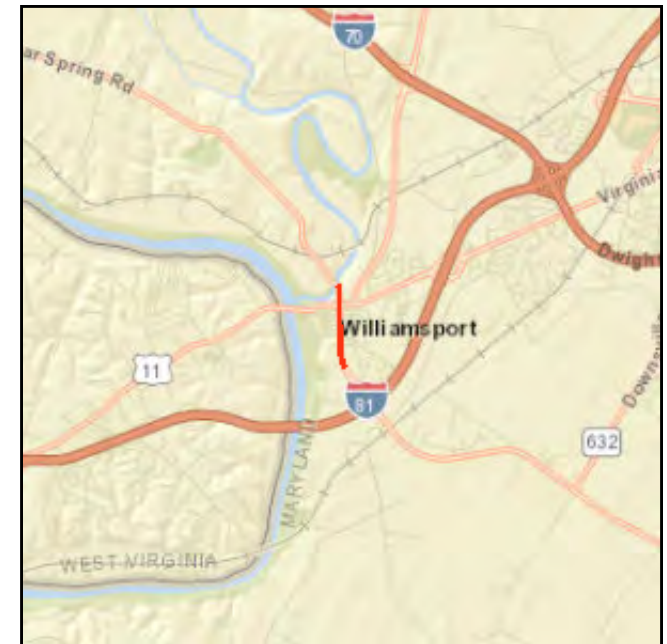
**Description:**

Milling and overlaying and sidewalk improvements

**Limits:**

**LRTP Relationship:**

Bicycle and Pedestrian Element





## 2023 - 2026 Transportation Improvement Program

## MD 63/MD 68 Resurfacing and Sidewalk Improvements

(Funding in Thousands)

## Federal Lands Access Program

Phase	Prior Funds	FY 2023 Funds	FY 2024 Funds	FY 2025 Funds	FY 2026 Funds	FY 2027 Funds	FY 2028 Funds	Future Funds	Total Four-Year Funding Request
ENG	\$109	\$0	\$0	\$0	\$0	\$0	\$0	\$0	\$109
ROW	\$40	\$0	\$0	\$0	\$0	\$0	\$0	\$0	\$40
CON	\$547	\$493	\$492	\$0	\$0	\$0	\$0	\$0	\$1,532
Transit	\$0	\$0	\$0	\$0	\$0	\$0	\$0	\$0	\$0
MPO	\$0	\$0	\$0	\$0	\$0	\$0	\$0	\$0	\$0
OTH	\$0	\$0	\$0	\$0	\$0	\$0	\$0	\$0	\$0
<b>Subtotal</b>	<b>\$696</b>	<b>\$493</b>	<b>\$492</b>	<b>\$0</b>	<b>\$0</b>	<b>\$0</b>	<b>\$0</b>	<b>\$0</b>	<b>\$1,681</b>

## Local Match

Phase	Prior Funds	FY 2023 Funds	FY 2024 Funds	FY 2025 Funds	FY 2026 Funds	FY 2027 Funds	FY 2028 Funds	Future Funds	Total Four-Year Funding Request
ENG	\$30	\$0	\$0	\$0	\$0	\$0	\$0	\$0	\$30
ROW	\$10	\$0	\$0	\$0	\$0	\$0	\$0	\$0	\$10
CON	\$139	\$13	\$13	\$0	\$0	\$0	\$0	\$0	\$165
Transit	\$0	\$0	\$0	\$0	\$0	\$0	\$0	\$0	\$0
MPO	\$0	\$0	\$0	\$0	\$0	\$0	\$0	\$0	\$0
OTH	\$0	\$0	\$0	\$0	\$0	\$0	\$0	\$0	\$0
<b>Subtotal</b>	<b>\$179</b>	<b>\$13</b>	<b>\$13</b>	<b>\$0</b>	<b>\$0</b>	<b>\$0</b>	<b>\$0</b>	<b>\$0</b>	<b>\$205</b>





## 2023 - 2026 Transportation Improvement Program

## MD 63/MD 68 Resurfacing and Sidewalk Improvements

(Funding in Thousands)

## State Funding

Phase	Prior Funds	FY 2023 Funds	FY 2024 Funds	FY 2025 Funds	FY 2026 Funds	FY 2027 Funds	FY 2028 Funds	Future Funds	Total Four-Year Funding Request
ENG	\$30	\$0	\$0	\$0	\$0	\$0	\$0	\$0	\$30
ROW	\$0	\$0	\$0	\$0	\$0	\$0	\$0	\$0	\$0
CON	\$0	\$0	\$0	\$0	\$0	\$0	\$0	\$0	\$0
Transit	\$0	\$0	\$0	\$0	\$0	\$0	\$0	\$0	\$0
MPO	\$0	\$0	\$0	\$0	\$0	\$0	\$0	\$0	\$0
OTH	\$0	\$0	\$0	\$0	\$0	\$0	\$0	\$0	\$0
<b>Subtotal</b>	<b>\$30</b>	<b>\$0</b>	<b>\$0</b>	<b>\$0</b>	<b>\$0</b>	<b>\$0</b>	<b>\$0</b>	<b>\$0</b>	<b>\$30</b>

## State Funding - Maryland State Highway Administration

Phase	Prior Funds	FY 2023 Funds	FY 2024 Funds	FY 2025 Funds	FY 2026 Funds	FY 2027 Funds	FY 2028 Funds	Future Funds	Total Four-Year Funding Request
ENG	\$0	\$0	\$0	\$0	\$0	\$0	\$0	\$0	\$0
ROW	\$0	\$0	\$0	\$0	\$0	\$0	\$0	\$0	\$0
CON	\$0	\$52	\$52	\$0	\$0	\$0	\$0	\$0	\$104
Transit	\$0	\$0	\$0	\$0	\$0	\$0	\$0	\$0	\$0
MPO	\$0	\$0	\$0	\$0	\$0	\$0	\$0	\$0	\$0
OTH	\$0	\$0	\$0	\$0	\$0	\$0	\$0	\$0	\$0
<b>Subtotal</b>	<b>\$0</b>	<b>\$52</b>	<b>\$52</b>	<b>\$0</b>	<b>\$0</b>	<b>\$0</b>	<b>\$0</b>	<b>\$0</b>	<b>\$104</b>
<b>Total</b>	<b>\$905</b>	<b>\$558</b>	<b>\$557</b>	<b>\$0</b>	<b>\$0</b>	<b>\$0</b>	<b>\$0</b>	<b>\$0</b>	<b>\$2,020</b>



Wright Road Relocation

MPO ID	W2021-07	Project Category	TIP
Resp. Agency	Washington County	Functional Class	Local
Project Category	Roadways	County	Washington County
State	Maryland	Est. Total Cost	\$3,298
CIP or CTP ID(s)	n/a	Prior Years Cost	\$273
		Future Years Cost	\$0

**Description:**  
New roadway construction, construction is consisting of grading, paving, concrete sidewalks.

**Limits:**  
Segment between both ends that are being developed on Hopewell Rd and Elliott Pkwy.

**LRTP Relationship:**  
Safety





2023 - 2026 Transportation Improvement Program

Wright Road Relocation

(Funding in Thousands)

Local Funding - Washington County

Phase	Prior Funds	FY 2023 Funds	FY 2024 Funds	FY 2025 Funds	FY 2026 Funds	FY 2027 Funds	FY 2028 Funds	Future Funds	Total Four-Year Funding Request
ENG	\$100	\$0	\$0	\$0	\$0	\$0	\$0	\$0	\$100
ROW	\$0	\$0	\$0	\$0	\$0	\$0	\$0	\$0	\$0
CON	\$173	\$1400	\$125	\$0	\$500	\$0	\$0	\$0	\$2,198
Transit	\$0	\$0	\$0	\$0	\$0	\$0	\$0	\$0	\$0
MPO	\$0	\$0	\$0	\$0	\$0	\$0	\$0	\$0	\$0
OTH	\$0	\$0	\$0	\$0	\$0	\$0	\$0	\$0	\$0
Subtotal	\$273	\$1400	\$125	\$0	\$500	\$0	\$0	\$0	\$2,298



Wright Road Relocation

(Funding in Thousands)

Appalachian Regional Commission Grant

Phase	Prior Funds	FY 2023 Funds	FY 2024 Funds	FY 2025 Funds	FY 2026 Funds	FY 2027 Funds	FY 2028 Funds	Future Funds	Total Four-Year Funding Request
ENG	\$0	\$0	\$0	\$0	\$0	\$0	\$0	\$0	\$0
ROW	\$0	\$0	\$0	\$0	\$0	\$0	\$0	\$0	\$0
CON	\$0	\$0	\$0	\$1000	\$0	\$0	\$0	\$0	\$1,000
Transit	\$0	\$0	\$0	\$0	\$0	\$0	\$0	\$0	\$0
MPO	\$0	\$0	\$0	\$0	\$0	\$0	\$0	\$0	\$0
OTH	\$0	\$0	\$0	\$0	\$0	\$0	\$0	\$0	\$0
Subtotal	\$0	\$0	\$0	\$1000	\$0	\$0	\$0	\$0	\$1,000
Total	\$273	\$1400	\$125	\$1000	\$500	\$0	\$0	\$0	\$3,298



MD DOT

## 2023 - 2026 Transportation Improvement Program

Roadways

### I-70 Roadway and Bridge Improvements

<b>MPO ID</b>	W2021-08	<b>Project Category</b>	TIP
<b>Resp. Agency</b>	MD DOT	<b>Functional Class</b>	Interstates
<b>Project Category</b>	Roadways	<b>County</b>	Washington County
<b>State</b>	Maryland	<b>Est. Total Cost</b>	\$16,400
<b>CIP or CTP ID(s)</b>	n/a	<b>Prior Years Cost</b>	\$2,349
		<b>Future Years Cost</b>	\$0

**Description:**

I-70 over I-81 EB Dual Bridges - Bridge Deck Replacement and Superstructure Rehabilitation; I-70 over US 11 EB/WB Dual Bridges - Bridge Replacement; I-70 over Norfolk Southern EB/WB Dual Bridges Bridge Deck Replacement and Superstructure Rehabilitation.

**Limits:**

I-70 from West of I-81 to Bower Ave

**LRTP Relationship:**

System Preservation





## 2023 - 2026 Transportation Improvement Program

## I-70 Roadway and Bridge Improvements

(Funding in Thousands)

## National Highway Performance Program

Phase	Prior Funds	FY 2023 Funds	FY 2024 Funds	FY 2025 Funds	FY 2026 Funds	FY 2027 Funds	FY 2028 Funds	Future Funds	Total Four-Year Funding Request
ENG	\$268	\$285	\$166	\$0	\$0	\$0	\$0	\$0	\$719
ROW	\$75	\$67	\$0	\$0	\$0	\$0	\$0	\$0	\$142
CON	\$298	\$457	\$0	\$12296	\$0	\$0	\$0	\$0	\$13,051
Transit	\$0	\$0	\$0	\$0	\$0	\$0	\$0	\$0	\$0
MPO	\$0	\$0	\$0	\$0	\$0	\$0	\$0	\$0	\$0
OTH	\$0	\$0	\$0	\$0	\$0	\$0	\$0	\$0	\$0
<b>Subtotal</b>	<b>\$641</b>	<b>\$809</b>	<b>\$166</b>	<b>\$12296</b>	<b>\$0</b>	<b>\$0</b>	<b>\$0</b>	<b>\$0</b>	<b>\$13,912</b>



MD DOT

## 2023 - 2026 Transportation Improvement Program

Roadways

### I-70 Roadway and Bridge Improvements

(Funding in Thousands)

#### State Funding - Maryland State Highway Administration

Phase	Prior Funds	FY 2023 Funds	FY 2024 Funds	FY 2025 Funds	FY 2026 Funds	FY 2027 Funds	FY 2028 Funds	Future Funds	Total Four-Year Funding Request
ENG	\$1682	\$0	\$0	\$0	\$0	\$0	\$0	\$0	\$1,682
ROW	\$16	\$16	\$0	\$0	\$0	\$0	\$0	\$0	\$32
CON	\$10	\$6	\$142	\$616	\$0	\$0	\$0	\$0	\$774
Transit	\$0	\$0	\$0	\$0	\$0	\$0	\$0	\$0	\$0
MPO	\$0	\$0	\$0	\$0	\$0	\$0	\$0	\$0	\$0
OTH	\$0	\$0	\$0	\$0	\$0	\$0	\$0	\$0	\$0
<b>Subtotal</b>	<b>\$1708</b>	<b>\$22</b>	<b>\$142</b>	<b>\$616</b>	<b>\$0</b>	<b>\$0</b>	<b>\$0</b>	<b>\$0</b>	<b>\$2,488</b>
<b>Total</b>	<b>\$2349</b>	<b>\$831</b>	<b>\$308</b>	<b>\$12912</b>	<b>\$0</b>	<b>\$0</b>	<b>\$0</b>	<b>\$0</b>	<b>\$16,400</b>



NPS

2023 - 2026 Transportation Improvement Program

Roadways

Pavement Preservation, Burnside Bridge Trail, and Sherrick Run Bridge

MPO ID	W2022-01	Project Category	TIP
Resp. Agency	NPS	Functional Class	NA
Project Category	Roadways	County	Washington County
State	Maryland	Est. Total Cost	\$3,090
CIP or CTP ID(s)	NP ANTI 300(2) 307(1) ETC	Prior Years Cost	\$2,698
		Future Years Cost	\$0

**Description:**  
Pavement preservation of various Routes and trail work at Burnside Bridge.

**Limits:**

**LRTP Relationship:**  
System Preservation







NPS

## 2023 - 2026 Transportation Improvement Program

Roadways

### Pavement Preservation, Burnside Bridge Trail, and Sherrick Run Bridge

(Funding in Thousands)

#### Federal Lands Transportation Program

Phase	Prior Funds	FY 2023 Funds	FY 2024 Funds	FY 2025 Funds	FY 2026 Funds	FY 2027 Funds	FY 2028 Funds	Future Funds	Total Four-Year Funding Request
ENG	\$355	\$362	\$0	\$0	\$0	\$0	\$0	\$0	\$717
ROW	\$0	\$0	\$0	\$0	\$0	\$0	\$0	\$0	\$0
CON	\$2288	\$0	\$0	\$0	\$0	\$0	\$0	\$0	\$2,288
Transit	\$0	\$0	\$0	\$0	\$0	\$0	\$0	\$0	\$0
MPO	\$0	\$0	\$0	\$0	\$0	\$0	\$0	\$0	\$0
OTH	\$0	\$0	\$0	\$0	\$0	\$0	\$0	\$0	\$0
Subtotal	\$2643	\$362	\$0	\$0	\$0	\$0	\$0	\$0	\$3,005



2023 - 2026 Transportation Improvement Program

Pavement Preservation, Burnside Bridge Trail, and Sherrick Run Bridge

(Funding in Thousands)

National Park Service Match

Phase	Prior Funds	FY 2023 Funds	FY 2024 Funds	FY 2025 Funds	FY 2026 Funds	FY 2027 Funds	FY 2028 Funds	Future Funds	Total Four-Year Funding Request
ENG	\$55	\$30	\$0	\$0	\$0	\$0	\$0	\$0	\$85
ROW	\$0	\$0	\$0	\$0	\$0	\$0	\$0	\$0	\$0
CON	\$0	\$0	\$0	\$0	\$0	\$0	\$0	\$0	\$0
Transit	\$0	\$0	\$0	\$0	\$0	\$0	\$0	\$0	\$0
MPO	\$0	\$0	\$0	\$0	\$0	\$0	\$0	\$0	\$0
OTH	\$0	\$0	\$0	\$0	\$0	\$0	\$0	\$0	\$0
Subtotal	\$55	\$30	\$0	\$0	\$0	\$0	\$0	\$0	\$85
Total	\$2698	\$392	\$0	\$0	\$0	\$0	\$0	\$0	\$3,090



NPS

2023 - 2026 Transportation Improvement Program

Roadways

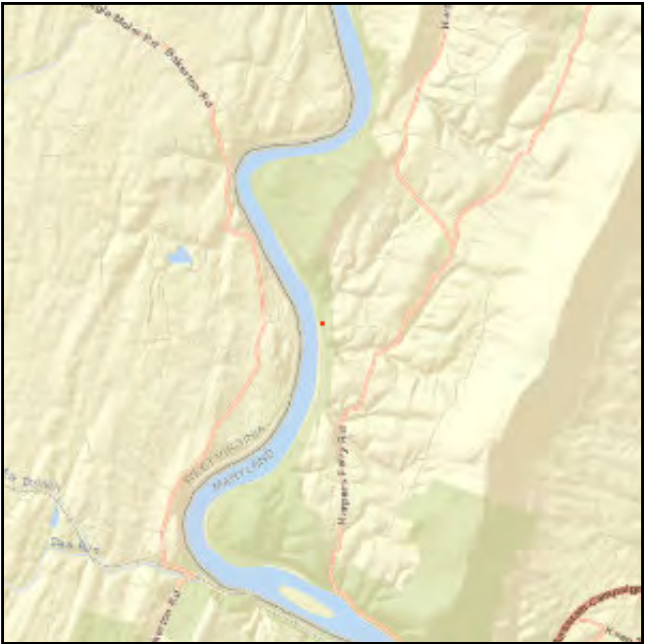
Repair 3 Bridges

MPO ID	W2022-02	Project Category	TIP
Resp. Agency	NPS	Functional Class	NA
Project Category	Roadways	County	Washington County
State	Maryland	Est. Total Cost	\$2,339
CIP or CTP ID(s)	NP CHOH 206(1) 013(1) ETC	Prior Years Cost	\$2,319
		Future Years Cost	\$0

**Description:**  
Repair/Rehabilitate bridges 3100-001P, -005P and -013P. Dargan the only bridge in Washington County.

**Limits:**

**LRTP Relationship:**  
System Preservation





NPS

## 2023 - 2026 Transportation Improvement Program

Roadways

### Repair 3 Bridges

(Funding in Thousands)

#### Federal Lands Transportation Program

Phase	Prior Funds	FY 2023 Funds	FY 2024 Funds	FY 2025 Funds	FY 2026 Funds	FY 2027 Funds	FY 2028 Funds	Future Funds	Total Four-Year Funding Request
ENG	\$619	\$20	\$0	\$0	\$0	\$0	\$0	\$0	\$639
ROW	\$0	\$0	\$0	\$0	\$0	\$0	\$0	\$0	\$0
CON	\$1695	\$0	\$0	\$0	\$0	\$0	\$0	\$0	\$1,695
Transit	\$0	\$0	\$0	\$0	\$0	\$0	\$0	\$0	\$0
MPO	\$0	\$0	\$0	\$0	\$0	\$0	\$0	\$0	\$0
OTH	\$0	\$0	\$0	\$0	\$0	\$0	\$0	\$0	\$0
Subtotal	\$2314	\$20	\$0	\$0	\$0	\$0	\$0	\$0	\$2,334



NPS

## 2023 - 2026 Transportation Improvement Program

Roadways

### Repair 3 Bridges

(Funding in Thousands)

#### National Park Service Match

Phase	Prior Funds	FY 2023 Funds	FY 2024 Funds	FY 2025 Funds	FY 2026 Funds	FY 2027 Funds	FY 2028 Funds	Future Funds	Total Four-Year Funding Request
ENG	\$5	\$0	\$0	\$0	\$0	\$0	\$0	\$0	\$5
ROW	\$0	\$0	\$0	\$0	\$0	\$0	\$0	\$0	\$0
CON	\$0	\$0	\$0	\$0	\$0	\$0	\$0	\$0	\$0
Transit	\$0	\$0	\$0	\$0	\$0	\$0	\$0	\$0	\$0
MPO	\$0	\$0	\$0	\$0	\$0	\$0	\$0	\$0	\$0
OTH	\$0	\$0	\$0	\$0	\$0	\$0	\$0	\$0	\$0
<b>Subtotal</b>	<b>\$5</b>	<b>\$0</b>	<b>\$0</b>	<b>\$0</b>	<b>\$0</b>	<b>\$0</b>	<b>\$0</b>	<b>\$0</b>	<b>\$5</b>
<b>Total</b>	<b>\$2319</b>	<b>\$20</b>	<b>\$0</b>	<b>\$0</b>	<b>\$0</b>	<b>\$0</b>	<b>\$0</b>	<b>\$0</b>	<b>\$2,339</b>



MD DOT

2023 - 2026 Transportation Improvement Program

Roadways

US 522 Eastbound I-70 Bridge Replacement

**MPO ID** W2022-03  
**Resp. Agency** MD DOT  
**Project Category** Roadways  
**State** Maryland  
**CIP or CTP ID(s)** n/a

**Description:**  
Replacement of bridge 2109000 over eastbound I-70

**Limits:**

**LRTP Relationship:**  
System Preservation

**Project Category** TIP  
**Functional Class** Principal Arterial  
**County** Washington County  
**Est. Total Cost** \$1,211  
**Prior Years Cost** \$596  
**Future Years Cost** \$0





MD DOT

## 2023 - 2026 Transportation Improvement Program

Roadways

### US 522 Eastbound I-70 Bridge Replacement

(Funding in Thousands)

#### National Highway Performance Program

Phase	Prior Funds	FY 2023 Funds	FY 2024 Funds	FY 2025 Funds	FY 2026 Funds	FY 2027 Funds	FY 2028 Funds	Future Funds	Total Four-Year Funding Request
ENG	\$143	\$342	\$256	\$0	\$0	\$0	\$0	\$0	\$741
ROW	\$0	\$0	\$0	\$0	\$0	\$0	\$0	\$0	\$0
CON	\$0	\$0	\$0	\$0	\$0	\$0	\$0	\$0	\$0
Transit	\$0	\$0	\$0	\$0	\$0	\$0	\$0	\$0	\$0
MPO	\$0	\$0	\$0	\$0	\$0	\$0	\$0	\$0	\$0
OTH	\$0	\$0	\$0	\$0	\$0	\$0	\$0	\$0	\$0
<b>Subtotal</b>	<b>\$143</b>	<b>\$342</b>	<b>\$256</b>	<b>\$0</b>	<b>\$0</b>	<b>\$0</b>	<b>\$0</b>	<b>\$0</b>	<b>\$741</b>



## 2023 - 2026 Transportation Improvement Program

## US 522 Eastbound I-70 Bridge Replacement

(Funding in Thousands)

## State Funding - Maryland State Highway Administration

Phase	Prior Funds	FY 2023 Funds	FY 2024 Funds	FY 2025 Funds	FY 2026 Funds	FY 2027 Funds	FY 2028 Funds	Future Funds	Total Four-Year Funding Request
ENG	\$453	\$9	\$8	\$0	\$0	\$0	\$0	\$0	\$470
ROW	\$0	\$0	\$0	\$0	\$0	\$0	\$0	\$0	\$0
CON	\$0	\$0	\$0	\$0	\$0	\$0	\$0	\$0	\$0
Transit	\$0	\$0	\$0	\$0	\$0	\$0	\$0	\$0	\$0
MPO	\$0	\$0	\$0	\$0	\$0	\$0	\$0	\$0	\$0
OTH	\$0	\$0	\$0	\$0	\$0	\$0	\$0	\$0	\$0
<b>Subtotal</b>	<b>\$453</b>	<b>\$9</b>	<b>\$8</b>	<b>\$0</b>	<b>\$0</b>	<b>\$0</b>	<b>\$0</b>	<b>\$0</b>	<b>\$470</b>
<b>Total</b>	<b>\$596</b>	<b>\$351</b>	<b>\$264</b>	<b>\$0</b>	<b>\$0</b>	<b>\$0</b>	<b>\$0</b>	<b>\$0</b>	<b>\$1,211</b>





MD DOT

## 2023 - 2026 Transportation Improvement Program

Roadways

### I-70 Crystal Falls Drive Bridges Replacement

**MPO ID** W2022-04  
**Resp. Agency** MD DOT  
**Project Category** Roadways  
**State** Maryland  
**CIP or CTP ID(s)** n/a

**Project Category** TIP  
**Functional Class** Interstates  
**County** Washington County  
**Est. Total Cost** \$28,864  
**Prior Years Cost** \$1,818  
**Future Years Cost** \$0

**Description:**

Replacement of bridges 211353 and 2113504 over Crystal Falls Drive

**Limits:**

**LRTP Relationship:**

System Preservation





MD DOT

# 2023 - 2026 Transportation Improvement Program

Roadways

## I-70 Crystal Falls Drive Bridges Replacement

(Funding in Thousands)

### National Highway Performance Program

Phase	Prior Funds	FY 2023 Funds	FY 2024 Funds	FY 2025 Funds	FY 2026 Funds	FY 2027 Funds	FY 2028 Funds	Future Funds	Total Four-Year Funding Request
ENG	\$711	\$0	\$0	\$0	\$0	\$0	\$0	\$0	\$711
ROW	\$0	\$0	\$0	\$0	\$0	\$0	\$0	\$0	\$0
CON	\$0	\$8617	\$10389	\$6790	\$0	\$0	\$0	\$0	\$25,796
Transit	\$0	\$0	\$0	\$0	\$0	\$0	\$0	\$0	\$0
MPO	\$0	\$0	\$0	\$0	\$0	\$0	\$0	\$0	\$0
OTH	\$0	\$0	\$0	\$0	\$0	\$0	\$0	\$0	\$0
Subtotal	\$711	\$8617	\$10389	\$6790	\$0	\$0	\$0	\$0	\$26,507



2023 - 2026 Transportation Improvement Program

I-70 Crystal Falls Drive Bridges Replacement

(Funding in Thousands)

State Funding - Maryland State Highway Administration

Phase	Prior Funds	FY 2023 Funds	FY 2024 Funds	FY 2025 Funds	FY 2026 Funds	FY 2027 Funds	FY 2028 Funds	Future Funds	Total Four-Year Funding Request
ENG	\$1107	\$0	\$0	\$0	\$0	\$0	\$0	\$0	\$1,107
ROW	\$0	\$0	\$0	\$0	\$0	\$0	\$0	\$0	\$0
CON	\$0	\$432	\$494	\$324	\$0	\$0	\$0	\$0	\$1,250
Transit	\$0	\$0	\$0	\$0	\$0	\$0	\$0	\$0	\$0
MPO	\$0	\$0	\$0	\$0	\$0	\$0	\$0	\$0	\$0
OTH	\$0	\$0	\$0	\$0	\$0	\$0	\$0	\$0	\$0
Subtotal	\$1107	\$432	\$494	\$324	\$0	\$0	\$0	\$0	\$2,357
Total	\$1818	\$9049	\$10883	\$7114	\$0	\$0	\$0	\$0	\$28,864



MD DOT

## 2023 - 2026 Transportation Improvement Program

Roadways

### I-68 Creek Road Bridges Replacement

**MPO ID** W2022-05  
**Resp. Agency** MD DOT  
**Project Category** Roadways  
**State** Maryland  
**CIP or CTP ID(s)** n/a

**Project Category** TIP  
**Functional Class** Interstates  
**County** Washington County  
**Est. Total Cost** \$21,175  
**Prior Years Cost** \$526  
**Future Years Cost** \$0

**Description:**  
I-68 Creek Road Bridges Replacement

**Limits:**

**LRTP Relationship:**  
System Preservation





2023 - 2026 Transportation Improvement Program

I-68 Creek Road Bridges Replacement

(Funding in Thousands)

National Highway Performance Program

Phase	Prior Funds	FY 2023 Funds	FY 2024 Funds	FY 2025 Funds	FY 2026 Funds	FY 2027 Funds	FY 2028 Funds	Future Funds	Total Four-Year Funding Request
ENG	\$176	\$221	\$332	\$0	\$0	\$0	\$0	\$0	\$729
ROW	\$0	\$0	\$0	\$0	\$0	\$0	\$0	\$0	\$0
CON	\$0	\$0	\$7346	\$8803	\$2850	\$0	\$0	\$0	\$18,999
Transit	\$0	\$0	\$0	\$0	\$0	\$0	\$0	\$0	\$0
MPO	\$0	\$0	\$0	\$0	\$0	\$0	\$0	\$0	\$0
OTH	\$0	\$0	\$0	\$0	\$0	\$0	\$0	\$0	\$0
Subtotal	\$176	\$221	\$7678	\$8803	\$2850	\$0	\$0	\$0	\$19,728



MD DOT

## 2023 - 2026 Transportation Improvement Program

Roadways

### I-68 Creek Road Bridges Replacement

(Funding in Thousands)

#### State Funding - Maryland State Highway Administration

Phase	Prior Funds	FY 2023 Funds	FY 2024 Funds	FY 2025 Funds	FY 2026 Funds	FY 2027 Funds	FY 2028 Funds	Future Funds	Total Four-Year Funding Request
ENG	\$350	\$39	\$57	\$0	\$0	\$0	\$0	\$0	\$446
ROW	\$0	\$0	\$0	\$0	\$0	\$0	\$0	\$0	\$0
CON	\$0	\$0	\$387	\$464	\$150	\$0	\$0	\$0	\$1,001
Transit	\$0	\$0	\$0	\$0	\$0	\$0	\$0	\$0	\$0
MPO	\$0	\$0	\$0	\$0	\$0	\$0	\$0	\$0	\$0
OTH	\$0	\$0	\$0	\$0	\$0	\$0	\$0	\$0	\$0
<b>Subtotal</b>	<b>\$350</b>	<b>\$39</b>	<b>\$444</b>	<b>\$464</b>	<b>\$150</b>	<b>\$0</b>	<b>\$0</b>	<b>\$0</b>	<b>\$1,447</b>
<b>Total</b>	<b>\$526</b>	<b>\$260</b>	<b>\$8122</b>	<b>\$9267</b>	<b>\$3000</b>	<b>\$0</b>	<b>\$0</b>	<b>\$0</b>	<b>\$21,175</b>



MD DOT

## 2023 - 2026 Transportation Improvement Program

Roadways

### MD 56 Toms Run Bridge Replacement

**MPO ID** W2022-06  
**Resp. Agency** MD DOT  
**Project Category** Roadways  
**State** Maryland  
**CIP or CTP ID(s)** n/a

**Project Category** TIP  
**Functional Class** Minor Collector  
**County** Washington County  
**Est. Total Cost** \$2,421  
**Prior Years Cost** \$712  
**Future Years Cost** \$0

**Description:**

Replacement of MD 56 small structure over Toms Run with new bridge.

**Limits:**

**LRTP Relationship:**

System Preservation





MD DOT

## 2023 - 2026 Transportation Improvement Program

Roadways

### MD 56 Toms Run Bridge Replacement

(Funding in Thousands)

#### State Funding - Maryland State Highway Administration

Phase	Prior Funds	FY 2023 Funds	FY 2024 Funds	FY 2025 Funds	FY 2026 Funds	FY 2027 Funds	FY 2028 Funds	Future Funds	Total Four-Year Funding Request
ENG	\$627	\$108	\$54	\$0	\$0	\$0	\$0	\$0	\$789
ROW	\$77	\$11	\$11	\$11	\$0	\$0	\$0	\$0	\$110
CON	\$8	\$853	\$661	\$0	\$0	\$0	\$0	\$0	\$1,522
Transit	\$0	\$0	\$0	\$0	\$0	\$0	\$0	\$0	\$0
MPO	\$0	\$0	\$0	\$0	\$0	\$0	\$0	\$0	\$0
OTH	\$0	\$0	\$0	\$0	\$0	\$0	\$0	\$0	\$0
<b>Subtotal</b>	<b>\$712</b>	<b>\$972</b>	<b>\$726</b>	<b>\$11</b>	<b>\$0</b>	<b>\$0</b>	<b>\$0</b>	<b>\$0</b>	<b>\$2,421</b>
<b>Total</b>	<b>\$712</b>	<b>\$972</b>	<b>\$726</b>	<b>\$11</b>	<b>\$0</b>	<b>\$0</b>	<b>\$0</b>	<b>\$0</b>	<b>\$2,421</b>





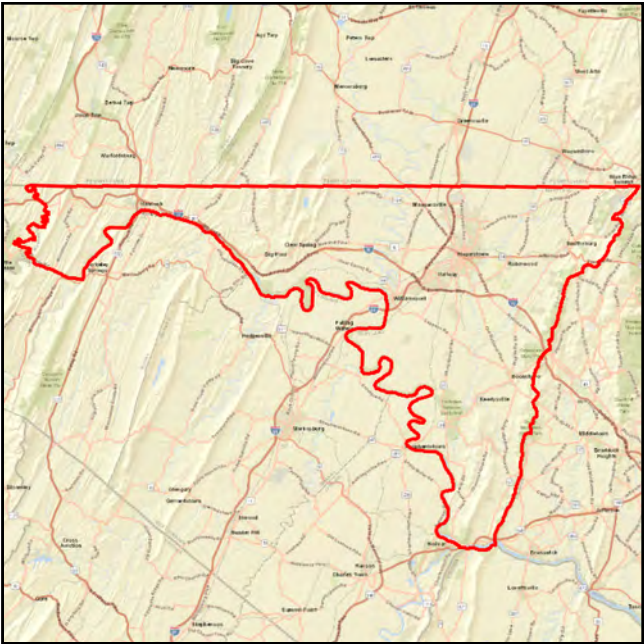
Areawide Environmental Projects

MPO ID	W2023-01	Project Category	TIP
Resp. Agency	MD DOT	Functional Class	NA
Project Category	Roadways	County	Washington County
State	Maryland	Est. Total Cost	\$22,800
CIP or CTP ID(s)	n/a	Prior Years Cost	\$9,800
		Future Years Cost	\$0

**Description:**  
Program to provide environmental and aesthetic improvements on SHA highways.

**Limits:**  
Areawide

**LRTP Relationship:**  
System Preservation





## 2023 - 2026 Transportation Improvement Program

## Areawide Environmental Projects

(Funding in Thousands)

## Federal - General

Phase	Prior Funds	FY 2023 Funds	FY 2024 Funds	FY 2025 Funds	FY 2026 Funds	FY 2027 Funds	FY 2028 Funds	Future Funds	Total Four-Year Funding Request
ENG	\$480	\$381	\$381	\$333	\$0	\$0	\$0	\$0	\$1,575
ROW	\$160	\$95	\$95	\$95	\$0	\$0	\$0	\$0	\$445
CON	\$7200	\$4285	\$4285	\$2428	\$0	\$0	\$0	\$0	\$18,198
Transit	\$0	\$0	\$0	\$0	\$0	\$0	\$0	\$0	\$0
MPO	\$0	\$0	\$0	\$0	\$0	\$0	\$0	\$0	\$0
OTH	\$0	\$0	\$0	\$0	\$0	\$0	\$0	\$0	\$0
Subtotal	\$7840	\$4761	\$4761	\$2856	\$0	\$0	\$0	\$0	\$20,218

## State Funding - Maryland State Highway Administration

Phase	Prior Funds	FY 2023 Funds	FY 2024 Funds	FY 2025 Funds	FY 2026 Funds	FY 2027 Funds	FY 2028 Funds	Future Funds	Total Four-Year Funding Request
ENG	\$120	\$19	\$19	\$17	\$0	\$0	\$0	\$0	\$175
ROW	\$40	\$5	\$5	\$5	\$0	\$0	\$0	\$0	\$55
CON	\$1800	\$215	\$215	\$122	\$0	\$0	\$0	\$0	\$2,352
Transit	\$0	\$0	\$0	\$0	\$0	\$0	\$0	\$0	\$0
MPO	\$0	\$0	\$0	\$0	\$0	\$0	\$0	\$0	\$0
OTH	\$0	\$0	\$0	\$0	\$0	\$0	\$0	\$0	\$0
Subtotal	\$1960	\$239	\$239	\$144	\$0	\$0	\$0	\$0	\$2,582
Total	\$9800	\$5000	\$5000	\$3000	\$0	\$0	\$0	\$0	\$22,800



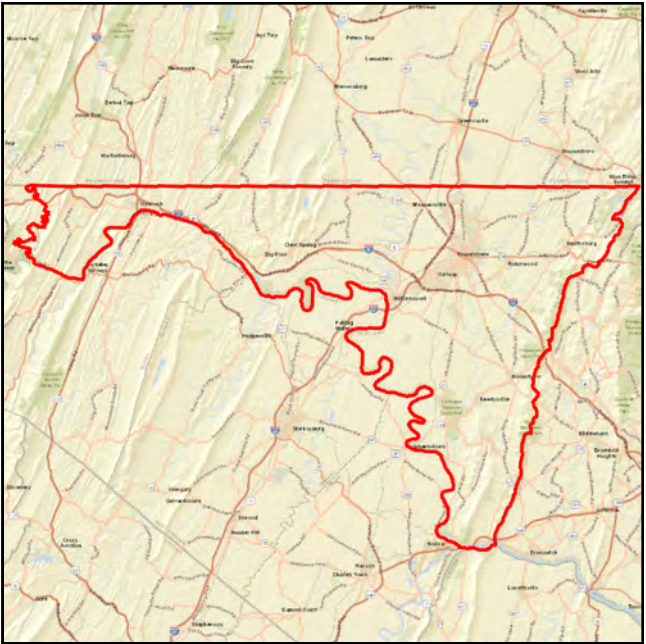
Areawide Safety & Spot Improvements

MPO ID	W2023-02	Project Category	TIP
Resp. Agency	MD DOT	Functional Class	NA
Project Category	Roadways	County	Washington County
State	Maryland	Est. Total Cost	\$50,344
CIP or CTP ID(s)	n/a	Prior Years Cost	\$23,484
		Future Years Cost	\$0

**Description:**  
Program to provide localized improvements to address safety and/or operational issues on SHA highways.

**Limits:**  
Areawide

**LRTP Relationship:**  
System Preservation





## 2023 - 2026 Transportation Improvement Program

## Areawide Safety &amp; Spot Improvements

(Funding in Thousands)

## Federal - General

Phase	Prior Funds	FY 2023 Funds	FY 2024 Funds	FY 2025 Funds	FY 2026 Funds	FY 2027 Funds	FY 2028 Funds	Future Funds	Total Four-Year Funding Request
ENG	\$560	\$1333	\$1170	\$857	\$0	\$0	\$0	\$0	\$3,920
ROW	\$160	\$95	\$95	\$95	\$0	\$0	\$0	\$0	\$445
CON	\$18070	\$7142	\$9992	\$4761	\$0	\$0	\$0	\$0	\$39,965
Transit	\$0	\$0	\$0	\$0	\$0	\$0	\$0	\$0	\$0
MPO	\$0	\$0	\$0	\$0	\$0	\$0	\$0	\$0	\$0
OTH	\$0	\$0	\$0	\$0	\$0	\$0	\$0	\$0	\$0
<b>Subtotal</b>	<b>\$18790</b>	<b>\$8570</b>	<b>\$11257</b>	<b>\$5713</b>	<b>\$0</b>	<b>\$0</b>	<b>\$0</b>	<b>\$0</b>	<b>\$44,330</b>

## State Funding - Maryland State Highway Administration

Phase	Prior Funds	FY 2023 Funds	FY 2024 Funds	FY 2025 Funds	FY 2026 Funds	FY 2027 Funds	FY 2028 Funds	Future Funds	Total Four-Year Funding Request
ENG	\$140	\$67	\$90	\$43	\$0	\$0	\$0	\$0	\$340
ROW	\$40	\$5	\$5	\$5	\$0	\$0	\$0	\$0	\$55
CON	\$4514	\$358	\$508	\$239	\$0	\$0	\$0	\$0	\$5,619
Transit	\$0	\$0	\$0	\$0	\$0	\$0	\$0	\$0	\$0
MPO	\$0	\$0	\$0	\$0	\$0	\$0	\$0	\$0	\$0
OTH	\$0	\$0	\$0	\$0	\$0	\$0	\$0	\$0	\$0
<b>Subtotal</b>	<b>\$4694</b>	<b>\$430</b>	<b>\$603</b>	<b>\$287</b>	<b>\$0</b>	<b>\$0</b>	<b>\$0</b>	<b>\$0</b>	<b>\$6,014</b>
<b>Total</b>	<b>\$23484</b>	<b>\$9000</b>	<b>\$11860</b>	<b>\$6000</b>	<b>\$0</b>	<b>\$0</b>	<b>\$0</b>	<b>\$0</b>	<b>\$50,344</b>



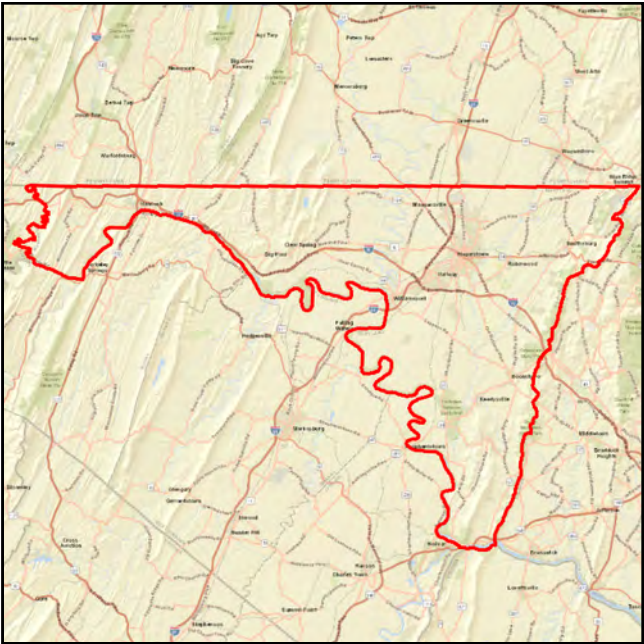
Areawide Resurfacing & Rehabilitation

MPO ID	W2023-03	Project Category	TIP
Resp. Agency	MD DOT	Functional Class	NA
Project Category	Roadways	County	Washington County
State	Maryland	Est. Total Cost	\$98,500
CIP or CTP ID(s)	n/a	Prior Years Cost	\$30,800
		Future Years Cost	\$0

**Description:**  
Program to provide periodic resurfacing and upgrading or auxiliary features on SHA highways.

**Limits:**  
Areawide

**LRTP Relationship:**  
System Preservation





## 2023 - 2026 Transportation Improvement Program

## Areawide Resurfacing &amp; Rehabilitation

(Funding in Thousands)

## Federal - General

Phase	Prior Funds	FY 2023 Funds	FY 2024 Funds	FY 2025 Funds	FY 2026 Funds	FY 2027 Funds	FY 2028 Funds	Future Funds	Total Four-Year Funding Request
ENG	\$480	\$1805	\$1520	\$1520	\$1280	\$0	\$0	\$0	\$6,605
ROW	\$160	\$95	\$95	\$95	\$80	\$0	\$0	\$0	\$525
CON	\$24000	\$9523	\$16000	\$16000	\$8000	\$0	\$0	\$0	\$73,523
Transit	\$0	\$0	\$0	\$0	\$0	\$0	\$0	\$0	\$0
MPO	\$0	\$0	\$0	\$0	\$0	\$0	\$0	\$0	\$0
OTH	\$0	\$0	\$0	\$0	\$0	\$0	\$0	\$0	\$0
<b>Subtotal</b>	<b>\$24640</b>	<b>\$11423</b>	<b>\$17615</b>	<b>\$17615</b>	<b>\$9360</b>	<b>\$0</b>	<b>\$0</b>	<b>\$0</b>	<b>\$80,653</b>

## State Funding - Maryland State Highway Administration

Phase	Prior Funds	FY 2023 Funds	FY 2024 Funds	FY 2025 Funds	FY 2026 Funds	FY 2027 Funds	FY 2028 Funds	Future Funds	Total Four-Year Funding Request
ENG	\$120	\$95	\$380	\$380	\$320	\$0	\$0	\$0	\$1,295
ROW	\$40	\$5	\$5	\$5	\$20	\$0	\$0	\$0	\$75
CON	\$6000	\$477	\$4000	\$4000	\$2000	\$0	\$0	\$0	\$16,477
Transit	\$0	\$0	\$0	\$0	\$0	\$0	\$0	\$0	\$0
MPO	\$0	\$0	\$0	\$0	\$0	\$0	\$0	\$0	\$0
OTH	\$0	\$0	\$0	\$0	\$0	\$0	\$0	\$0	\$0
<b>Subtotal</b>	<b>\$6160</b>	<b>\$577</b>	<b>\$4385</b>	<b>\$4385</b>	<b>\$2340</b>	<b>\$0</b>	<b>\$0</b>	<b>\$0</b>	<b>\$17,847</b>
<b>Total</b>	<b>\$30800</b>	<b>\$12000</b>	<b>\$22000</b>	<b>\$22000</b>	<b>\$11700</b>	<b>\$0</b>	<b>\$0</b>	<b>\$0</b>	<b>\$98,500</b>



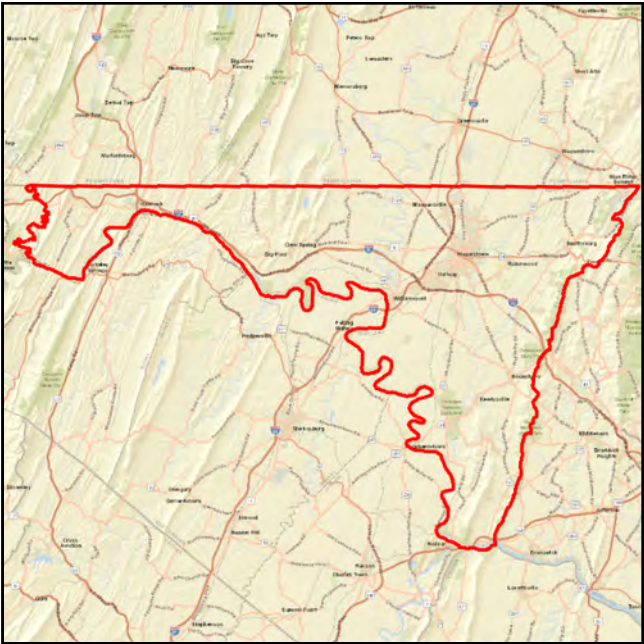
Areawide Bridge Replacement & Rehabilitation

MPO ID	W2023-04	Project Category	TIP
Resp. Agency	MD DOT	Functional Class	NA
Project Category	Roadways	County	Washington County
State	Maryland	Est. Total Cost	\$55,450
CIP or CTP ID(s)	n/a	Prior Years Cost	\$15,950
		Future Years Cost	\$0

**Description:**  
Program to provide major upgrades to and maintenance of structures on SHA highways.

**Limits:**  
Areawide

**LRTP Relationship:**  
System Preservation







## 2023 - 2026 Transportation Improvement Program

## Areawide Bridge Replacement &amp; Rehabilitation

(Funding in Thousands)

## Federal - General

Phase	Prior Funds	FY 2023 Funds	FY 2024 Funds	FY 2025 Funds	FY 2026 Funds	FY 2027 Funds	FY 2028 Funds	Future Funds	Total Four-Year Funding Request
ENG	\$2840	\$4085	\$4560	\$4560	\$0	\$0	\$0	\$0	\$16,045
ROW	\$320	\$190	\$190	\$190	\$0	\$0	\$0	\$0	\$890
CON	\$9600	\$7125	\$9500	\$7125	\$0	\$0	\$0	\$0	\$33,350
Transit	\$0	\$0	\$0	\$0	\$0	\$0	\$0	\$0	\$0
MPO	\$0	\$0	\$0	\$0	\$0	\$0	\$0	\$0	\$0
OTH	\$0	\$0	\$0	\$0	\$0	\$0	\$0	\$0	\$0
<b>Subtotal</b>	<b>\$12760</b>	<b>\$11400</b>	<b>\$14250</b>	<b>\$11875</b>	<b>\$0</b>	<b>\$0</b>	<b>\$0</b>	<b>\$0</b>	<b>\$50,285</b>

## State Funding - Maryland State Highway Administration

Phase	Prior Funds	FY 2023 Funds	FY 2024 Funds	FY 2025 Funds	FY 2026 Funds	FY 2027 Funds	FY 2028 Funds	Future Funds	Total Four-Year Funding Request
ENG	\$710	\$215	\$240	\$240	\$0	\$0	\$0	\$0	\$1,405
ROW	\$80	\$10	\$10	\$10	\$0	\$0	\$0	\$0	\$110
CON	\$2400	\$375	\$500	\$375	\$0	\$0	\$0	\$0	\$3,650
Transit	\$0	\$0	\$0	\$0	\$0	\$0	\$0	\$0	\$0
MPO	\$0	\$0	\$0	\$0	\$0	\$0	\$0	\$0	\$0
OTH	\$0	\$0	\$0	\$0	\$0	\$0	\$0	\$0	\$0
<b>Subtotal</b>	<b>\$3190</b>	<b>\$600</b>	<b>\$750</b>	<b>\$625</b>	<b>\$0</b>	<b>\$0</b>	<b>\$0</b>	<b>\$0</b>	<b>\$5,165</b>
<b>Total</b>	<b>\$15950</b>	<b>\$12000</b>	<b>\$15000</b>	<b>\$12500</b>	<b>\$0</b>	<b>\$0</b>	<b>\$0</b>	<b>\$0</b>	<b>\$55,450</b>





MD DOT

## 2023 - 2026 Transportation Improvement Program

Roadways

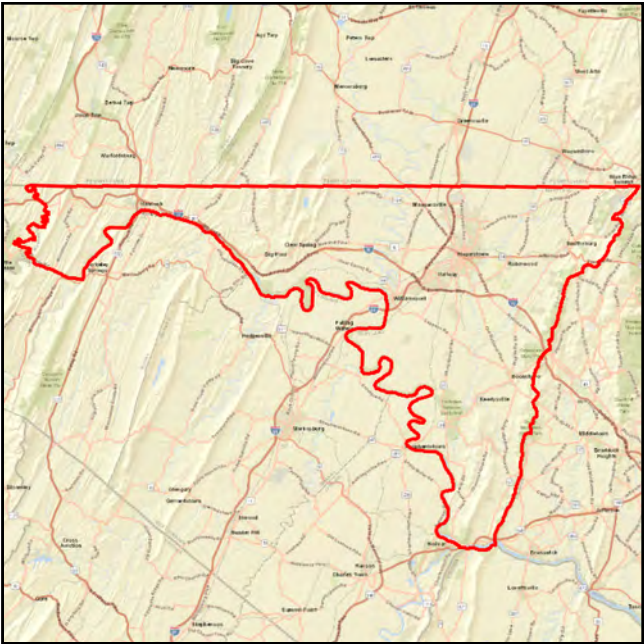
### Areawide Urban Reconstruction

<b>MPO ID</b>	W2023-05	<b>Project Category</b>	TIP
<b>Resp. Agency</b>	MD DOT	<b>Functional Class</b>	NA
<b>Project Category</b>	Roadways	<b>County</b>	Washington County
<b>State</b>	Maryland	<b>Est. Total Cost</b>	\$5,100
<b>CIP or CTP ID(s)</b>	n/a	<b>Prior Years Cost</b>	\$2,100
		<b>Future Years Cost</b>	\$0

**Description:**  
Program to provide roadway rehabilitation on SHA highways in municipalities and urban areas.

**Limits:**  
Areawide

**LRTP Relationship:**  
System Preservation





## 2023 - 2026 Transportation Improvement Program

## Areawide Urban Reconstruction

(Funding in Thousands)

## Federal - General

Phase	Prior Funds	FY 2023 Funds	FY 2024 Funds	FY 2025 Funds	FY 2026 Funds	FY 2027 Funds	FY 2028 Funds	Future Funds	Total Four-Year Funding Request
ENG	\$400	\$190	\$190	\$190	\$0	\$0	\$0	\$0	\$970
ROW	\$80	\$48	\$48	\$48	\$0	\$0	\$0	\$0	\$224
CON	\$1200	\$714	\$714	\$714	\$0	\$0	\$0	\$0	\$3,342
Transit	\$0	\$0	\$0	\$0	\$0	\$0	\$0	\$0	\$0
MPO	\$0	\$0	\$0	\$0	\$0	\$0	\$0	\$0	\$0
OTH	\$0	\$0	\$0	\$0	\$0	\$0	\$0	\$0	\$0
<b>Subtotal</b>	<b>\$1680</b>	<b>\$952</b>	<b>\$952</b>	<b>\$952</b>	<b>\$0</b>	<b>\$0</b>	<b>\$0</b>	<b>\$0</b>	<b>\$4,536</b>

## State Funding - Maryland State Highway Administration

Phase	Prior Funds	FY 2023 Funds	FY 2024 Funds	FY 2025 Funds	FY 2026 Funds	FY 2027 Funds	FY 2028 Funds	Future Funds	Total Four-Year Funding Request
ENG	\$100	\$10	\$10	\$10	\$0	\$0	\$0	\$0	\$130
ROW	\$20	\$2	\$2	\$2	\$0	\$0	\$0	\$0	\$26
CON	\$300	\$36	\$36	\$36	\$0	\$0	\$0	\$0	\$408
Transit	\$0	\$0	\$0	\$0	\$0	\$0	\$0	\$0	\$0
MPO	\$0	\$0	\$0	\$0	\$0	\$0	\$0	\$0	\$0
OTH	\$0	\$0	\$0	\$0	\$0	\$0	\$0	\$0	\$0
<b>Subtotal</b>	<b>\$420</b>	<b>\$48</b>	<b>\$48</b>	<b>\$48</b>	<b>\$0</b>	<b>\$0</b>	<b>\$0</b>	<b>\$0</b>	<b>\$564</b>
<b>Total</b>	<b>\$2100</b>	<b>\$1000</b>	<b>\$1000</b>	<b>\$1000</b>	<b>\$0</b>	<b>\$0</b>	<b>\$0</b>	<b>\$0</b>	<b>\$5,100</b>



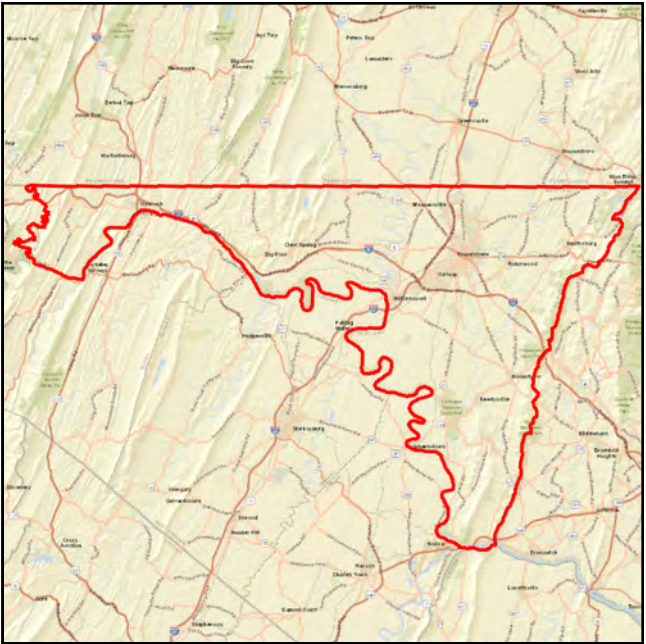
Areawide Congestion Management

MPO ID	W2023-06	Project Category	TIP
Resp. Agency	MD DOT	Functional Class	NA
Project Category	Roadways	County	Washington County
State	Maryland	Est. Total Cost	\$14,300
CIP or CTP ID(s)	n/a	Prior Years Cost	\$5,800
		Future Years Cost	\$0

**Description:**  
Program to provide traffic control, management, and monitoring on SHA highways.

**Limits:**  
Areawide

**LRTP Relationship:**  
System Preservation





## 2023 - 2026 Transportation Improvement Program

## Areawide Congestion Management

(Funding in Thousands)

## Federal - General

Phase	Prior Funds	FY 2023 Funds	FY 2024 Funds	FY 2025 Funds	FY 2026 Funds	FY 2027 Funds	FY 2028 Funds	Future Funds	Total Four-Year Funding Request
ENG	\$880	\$905	\$905	\$905	\$0	\$0	\$0	\$0	\$3,595
ROW	\$80	\$48	\$48	\$48	\$0	\$0	\$0	\$0	\$224
CON	\$3680	\$1428	\$2378	\$1428	\$0	\$0	\$0	\$0	\$8,914
Transit	\$0	\$0	\$0	\$0	\$0	\$0	\$0	\$0	\$0
MPO	\$0	\$0	\$0	\$0	\$0	\$0	\$0	\$0	\$0
OTH	\$0	\$0	\$0	\$0	\$0	\$0	\$0	\$0	\$0
<b>Subtotal</b>	<b>\$4640</b>	<b>\$2381</b>	<b>\$3331</b>	<b>\$2381</b>	<b>\$0</b>	<b>\$0</b>	<b>\$0</b>	<b>\$0</b>	<b>\$12,733</b>

## State Funding - Maryland State Highway Administration

Phase	Prior Funds	FY 2023 Funds	FY 2024 Funds	FY 2025 Funds	FY 2026 Funds	FY 2027 Funds	FY 2028 Funds	Future Funds	Total Four-Year Funding Request
ENG	\$220	\$45	\$45	\$45	\$0	\$0	\$0	\$0	\$355
ROW	\$20	\$2	\$2	\$2	\$0	\$0	\$0	\$0	\$26
CON	\$920	\$72	\$122	\$72	\$0	\$0	\$0	\$0	\$1,186
Transit	\$0	\$0	\$0	\$0	\$0	\$0	\$0	\$0	\$0
MPO	\$0	\$0	\$0	\$0	\$0	\$0	\$0	\$0	\$0
OTH	\$0	\$0	\$0	\$0	\$0	\$0	\$0	\$0	\$0
<b>Subtotal</b>	<b>\$1160</b>	<b>\$119</b>	<b>\$169</b>	<b>\$119</b>	<b>\$0</b>	<b>\$0</b>	<b>\$0</b>	<b>\$0</b>	<b>\$1,567</b>
<b>Total</b>	<b>\$5800</b>	<b>\$2500</b>	<b>\$3500</b>	<b>\$2500</b>	<b>\$0</b>	<b>\$0</b>	<b>\$0</b>	<b>\$0</b>	<b>\$14,300</b>



I-81 Interchange Improvements at Maugans Avenue (I-81 Phase 4A)

MPO ID	W2023-07	Project Category	TIP
Resp. Agency	MD DOT	Functional Class	Interstates
Project Category	Roadways	County	Washington County
State	Maryland	Est. Total Cost	\$3,098
CIP or CTP ID(s)	n/a	Prior Years Cost	\$790
		Future Years Cost	\$0

Description:  
Construction of I-81 interchange improvements at Maugans Avenue

Limits:  
I-81 at Maugans Avenue

LRTP Relationship:  
Fiscally Constrained Project





## 2023 - 2026 Transportation Improvement Program

## I-81 Interchange Improvements at Maugans Avenue (I-81 Phase 4A)

(Funding in Thousands)

## National Highway Performance Program

Phase	Prior Funds	FY 2023 Funds	FY 2024 Funds	FY 2025 Funds	FY 2026 Funds	FY 2027 Funds	FY 2028 Funds	Future Funds	Total Four-Year Funding Request
ENG	\$263	\$32	\$0	\$0	\$0	\$0	\$0	\$0	\$295
ROW	\$0	\$0	\$0	\$0	\$0	\$0	\$0	\$0	\$0
CON	\$0	\$517	\$1759	\$0	\$0	\$0	\$0	\$0	\$2,276
Transit	\$0	\$0	\$0	\$0	\$0	\$0	\$0	\$0	\$0
MPO	\$0	\$0	\$0	\$0	\$0	\$0	\$0	\$0	\$0
OTH	\$0	\$0	\$0	\$0	\$0	\$0	\$0	\$0	\$0
<b>Subtotal</b>	<b>\$263</b>	<b>\$549</b>	<b>\$1759</b>	<b>\$0</b>	<b>\$0</b>	<b>\$0</b>	<b>\$0</b>	<b>\$0</b>	<b>\$2,571</b>

## State Funding - Maryland State Highway Administration

Phase	Prior Funds	FY 2023 Funds	FY 2024 Funds	FY 2025 Funds	FY 2026 Funds	FY 2027 Funds	FY 2028 Funds	Future Funds	Total Four-Year Funding Request
ENG	\$527	\$0	\$0	\$0	\$0	\$0	\$0	\$0	\$527
ROW	\$0	\$0	\$0	\$0	\$0	\$0	\$0	\$0	\$0
CON	\$0	\$0	\$0	\$0	\$0	\$0	\$0	\$0	\$0
Transit	\$0	\$0	\$0	\$0	\$0	\$0	\$0	\$0	\$0
MPO	\$0	\$0	\$0	\$0	\$0	\$0	\$0	\$0	\$0
OTH	\$0	\$0	\$0	\$0	\$0	\$0	\$0	\$0	\$0
<b>Subtotal</b>	<b>\$527</b>	<b>\$0</b>	<b>\$0</b>	<b>\$0</b>	<b>\$0</b>	<b>\$0</b>	<b>\$0</b>	<b>\$0</b>	<b>\$527</b>
<b>Total</b>	<b>\$790</b>	<b>\$549</b>	<b>\$1759</b>	<b>\$0</b>	<b>\$0</b>	<b>\$0</b>	<b>\$0</b>	<b>\$0</b>	<b>\$3,098</b>



MD DOT

# 2023 - 2026 Transportation Improvement Program

Roadways

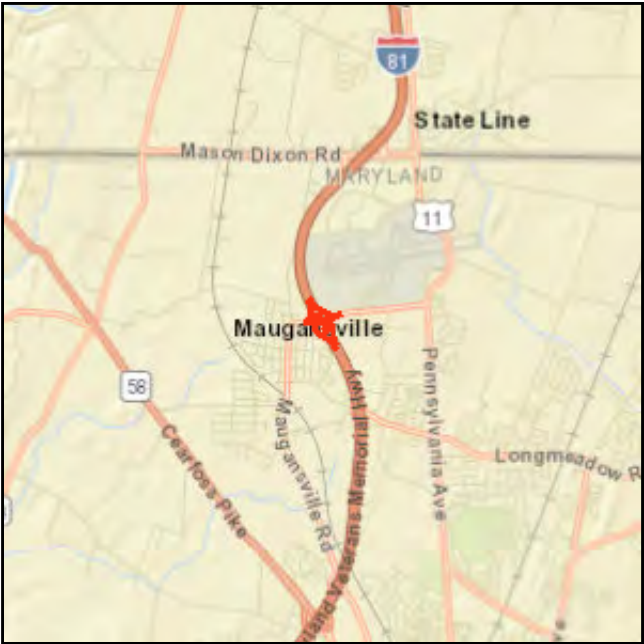
## I-81 Interchange Improvements at Showalter Avenue (I-81 Phase 4B), Maugansville

MPO ID	W2023-08	Project Category	TIP
Resp. Agency	MD DOT	Functional Class	Interstates
Project Category	Roadways	County	Washington County
State	Maryland	Est. Total Cost	\$480
CIP or CTP ID(s)	n/a	Prior Years Cost	\$160
		Future Years Cost	\$0

**Description:**  
Construction of I-81 interchange improvements at Showalter Avenue

**Limits:**  
I-81 at Showalter Avenue

**LRTP Relationship:**  
Fiscally Constrained Project





## 2023 - 2026 Transportation Improvement Program

## I-81 Interchange Improvements at Showalter Avenue (I-81 Phase 4B), Maugansville

(Funding in Thousands)

## National Highway Performance Program

Phase	Prior Funds	FY 2023 Funds	FY 2024 Funds	FY 2025 Funds	FY 2026 Funds	FY 2027 Funds	FY 2028 Funds	Future Funds	Total Four-Year Funding Request
ENG	\$0	\$160	\$160	\$0	\$0	\$0	\$0	\$0	\$320
ROW	\$0	\$0	\$0	\$0	\$0	\$0	\$0	\$0	\$0
CON	\$0	\$0	\$0	\$0	\$0	\$0	\$0	\$0	\$0
Transit	\$0	\$0	\$0	\$0	\$0	\$0	\$0	\$0	\$0
MPO	\$0	\$0	\$0	\$0	\$0	\$0	\$0	\$0	\$0
OTH	\$0	\$0	\$0	\$0	\$0	\$0	\$0	\$0	\$0
<b>Subtotal</b>	<b>\$0</b>	<b>\$160</b>	<b>\$160</b>	<b>\$0</b>	<b>\$0</b>	<b>\$0</b>	<b>\$0</b>	<b>\$0</b>	<b>\$320</b>

## State Funding

Phase	Prior Funds	FY 2023 Funds	FY 2024 Funds	FY 2025 Funds	FY 2026 Funds	FY 2027 Funds	FY 2028 Funds	Future Funds	Total Four-Year Funding Request
ENG	\$160	\$0	\$0	\$0	\$0	\$0	\$0	\$0	\$160
ROW	\$0	\$0	\$0	\$0	\$0	\$0	\$0	\$0	\$0
CON	\$0	\$0	\$0	\$0	\$0	\$0	\$0	\$0	\$0
Transit	\$0	\$0	\$0	\$0	\$0	\$0	\$0	\$0	\$0
MPO	\$0	\$0	\$0	\$0	\$0	\$0	\$0	\$0	\$0
OTH	\$0	\$0	\$0	\$0	\$0	\$0	\$0	\$0	\$0
<b>Subtotal</b>	<b>\$160</b>	<b>\$0</b>	<b>\$0</b>	<b>\$0</b>	<b>\$0</b>	<b>\$0</b>	<b>\$0</b>	<b>\$0</b>	<b>\$160</b>
<b>Total</b>	<b>\$160</b>	<b>\$160</b>	<b>\$160</b>	<b>\$0</b>	<b>\$0</b>	<b>\$0</b>	<b>\$0</b>	<b>\$0</b>	<b>\$480</b>





NPS

## 2023 - 2026 Transportation Improvement Program

Roadways

### Byron Bridge Accessibility

<b>MPO ID</b>	W2024-01	<b>Project Category</b>	TIP
<b>Resp. Agency</b>	NPS	<b>Functional Class</b>	
<b>Project Category</b>	Roadways	<b>County</b>	
<b>State</b>	Maryland	<b>Est. Total Cost</b>	\$500
<b>CIP or CTP ID(s)</b>	MD NP CHOH 221851	<b>Prior Years Cost</b>	\$0
		<b>Future Years Cost</b>	\$0

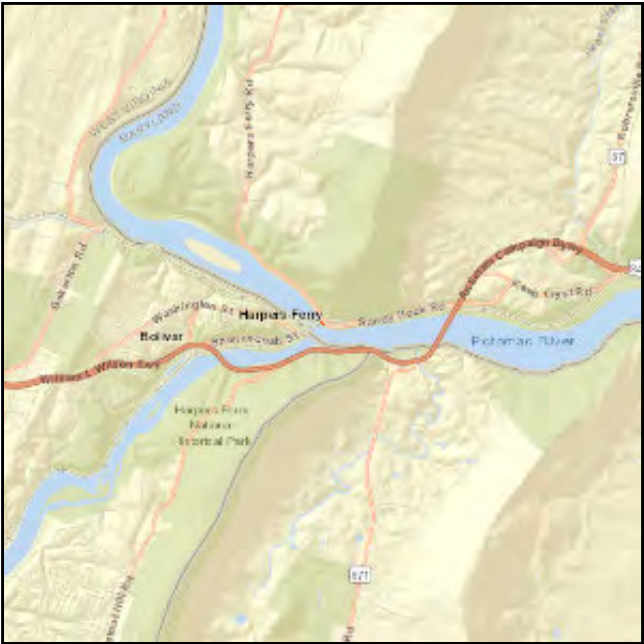
**Description:**

MD NP CHOH 221851  
Improve accessibility at the Byron Bridge through the construction of an access stair

**Limits:**

**L RTP Relationship:**

Bicycle and Pedestrian Element





2023 - 2026 Transportation Improvement Program

Byron Bridge Accessibility

(Funding in Thousands)

Federal Lands Transportation Program

Phase	Prior Funds	FY 2023 Funds	FY 2024 Funds	FY 2025 Funds	FY 2026 Funds	FY 2027 Funds	FY 2028 Funds	Future Funds	Total Four-Year Funding Request
ENG	\$0	\$0	\$0	\$0	\$0	\$0	\$0	\$0	\$0
ROW	\$0	\$0	\$0	\$0	\$0	\$0	\$0	\$0	\$0
CON	\$0	\$0	\$500	\$0	\$0	\$0	\$0	\$0	\$500
Transit	\$0	\$0	\$0	\$0	\$0	\$0	\$0	\$0	\$0
MPO	\$0	\$0	\$0	\$0	\$0	\$0	\$0	\$0	\$0
OTH	\$0	\$0	\$0	\$0	\$0	\$0	\$0	\$0	\$0
Subtotal	\$0	\$0	\$500	\$0	\$0	\$0	\$0	\$0	\$500
Total	\$0	\$0	\$500	\$0	\$0	\$0	\$0	\$0	\$500



NPS

## 2023 - 2026 Transportation Improvement Program

Roadways

### C&O Tunnel Rehabilitation

**MPO ID** W2024-02  
**Resp. Agency** NPS  
**Project Category** Roadways  
**State** Maryland  
**CIP or CTP ID(s)** MD NP CHOH 235(2) 242(1) ETC

**Project Category** TIP  
**Functional Class**  
**County**  
**Est. Total Cost** \$3,385  
**Prior Years Cost** \$0  
**Future Years Cost** \$0

**Description:**  
Rehab 3 tunnels and approaches.

**Limits:**

**LRTP Relationship:**





NPS

# 2023 - 2026 Transportation Improvement Program

Roadways

## C&O Tunnel Rehabilitation

(Funding in Thousands)

### Federal Lands Transportation Program

Phase	Prior Funds	FY 2023 Funds	FY 2024 Funds	FY 2025 Funds	FY 2026 Funds	FY 2027 Funds	FY 2028 Funds	Future Funds	Total Four-Year Funding Request
ENG	\$0	\$0	\$0	\$0	\$0	\$0	\$0	\$0	\$0
ROW	\$0	\$0	\$0	\$0	\$0	\$0	\$0	\$0	\$0
CON	\$0	\$0	\$3385	\$0	\$0	\$0	\$0	\$0	\$3,385
Transit	\$0	\$0	\$0	\$0	\$0	\$0	\$0	\$0	\$0
MPO	\$0	\$0	\$0	\$0	\$0	\$0	\$0	\$0	\$0
OTH	\$0	\$0	\$0	\$0	\$0	\$0	\$0	\$0	\$0
Subtotal	\$0	\$0	\$3385	\$0	\$0	\$0	\$0	\$0	\$3,385
Total	\$0	\$0	\$3385	\$0	\$0	\$0	\$0	\$0	\$3,385



EPTA

## 2023 - 2026 Transportation Improvement Program

Transit

### Mobility Management Assistance - Section 5310

**MPO ID** WVT2021-07  
**Resp. Agency** EPTA  
**Project Category** Transit  
**State** West Virginia  
**CIP or CTP ID(s)** n/a

**Project Category** TIP  
**Functional Class** Transit  
**County** WV Transit  
**Est. Total Cost** \$208  
**Prior Years Cost** \$60  
**Future Years Cost** \$0

**Description:**

Mobility manager salary for service in Berkeley and Jefferson counties.

**Limits:**

Areawide

**LRTP Relationship:**

Public Transit



**2023 - 2026 Transportation Improvement Program****Mobility Management Assistance - Section 5310**

(Funding in Thousands)

**Section 5310 - Transit**

Phase	Prior Funds	FY 2023 Funds	FY 2024 Funds	FY 2025 Funds	FY 2026 Funds	FY 2027 Funds	FY 2028 Funds	Future Funds	Total Four-Year Funding Request
ENG	\$0	\$0	\$0	\$0	\$0	\$0	\$0	\$0	\$0
ROW	\$0	\$0	\$0	\$0	\$0	\$0	\$0	\$0	\$0
CON	\$0	\$0	\$0	\$0	\$0	\$0	\$0	\$0	\$0
Transit	\$48	\$30	\$30	\$30	\$30	\$0	\$0	\$0	\$168
MPO	\$0	\$0	\$0	\$0	\$0	\$0	\$0	\$0	\$0
OTH	\$0	\$0	\$0	\$0	\$0	\$0	\$0	\$0	\$0
<b>Subtotal</b>	<b>\$48</b>	<b>\$30</b>	<b>\$30</b>	<b>\$30</b>	<b>\$30</b>	<b>\$0</b>	<b>\$0</b>	<b>\$0</b>	<b>\$168</b>

**Local Funding - Eastern Panhandle Transit Authority**

Phase	Prior Funds	FY 2023 Funds	FY 2024 Funds	FY 2025 Funds	FY 2026 Funds	FY 2027 Funds	FY 2028 Funds	Future Funds	Total Four-Year Funding Request
ENG	\$0	\$0	\$0	\$0	\$0	\$0	\$0	\$0	\$0
ROW	\$0	\$0	\$0	\$0	\$0	\$0	\$0	\$0	\$0
CON	\$0	\$0	\$0	\$0	\$0	\$0	\$0	\$0	\$0
Transit	\$12	\$7	\$7	\$7	\$7	\$0	\$0	\$0	\$40
MPO	\$0	\$0	\$0	\$0	\$0	\$0	\$0	\$0	\$0
OTH	\$0	\$0	\$0	\$0	\$0	\$0	\$0	\$0	\$0
<b>Subtotal</b>	<b>\$12</b>	<b>\$7</b>	<b>\$7</b>	<b>\$7</b>	<b>\$7</b>	<b>\$0</b>	<b>\$0</b>	<b>\$0</b>	<b>\$40</b>
<b>Total</b>	<b>\$60</b>	<b>\$37</b>	<b>\$37</b>	<b>\$37</b>	<b>\$37</b>	<b>\$0</b>	<b>\$0</b>	<b>\$0</b>	<b>\$208</b>



Section 5339 - Buses and Bus Facilities Infrastructure Investment Program

MPO ID	WVT2021-08	Project Category	TIP
Resp. Agency	EPTA	Functional Class	Transit
Project Category	Transit	County	WV Transit
State	West Virginia	Est. Total Cost	\$22,027
CIP or CTP ID(s)	n/a	Prior Years Cost	\$0
		Future Years Cost	\$0

Description:  
Bus Facility Construction

Limits:  
Martinsburg

LRTP Relationship:  
Public Transit



**2023 - 2026 Transportation Improvement Program****Section 5339 - Buses and Bus Facilities Infrastructure Investment Program**

(Funding in Thousands)

**Section 5339 - Transit**

Phase	Prior Funds	FY 2023 Funds	FY 2024 Funds	FY 2025 Funds	FY 2026 Funds	FY 2027 Funds	FY 2028 Funds	Future Funds	Total Four-Year Funding Request
ENG	\$0	\$0	\$0	\$0	\$0	\$0	\$0	\$0	\$0
ROW	\$0	\$0	\$0	\$0	\$0	\$0	\$0	\$0	\$0
CON	\$0	\$0	\$0	\$0	\$0	\$0	\$0	\$0	\$0
Transit	\$0	\$9364	\$0	\$0	\$0	\$0	\$0	\$0	\$9,364
MPO	\$0	\$0	\$0	\$0	\$0	\$0	\$0	\$0	\$0
OTH	\$0	\$0	\$0	\$0	\$0	\$0	\$0	\$0	\$0
<b>Subtotal</b>	<b>\$0</b>	<b>\$9364</b>	<b>\$0</b>	<b>\$0</b>	<b>\$0</b>	<b>\$0</b>	<b>\$0</b>	<b>\$0</b>	<b>\$9,364</b>

**Local Funding - Eastern Panhandle Transit Authority**

Phase	Prior Funds	FY 2023 Funds	FY 2024 Funds	FY 2025 Funds	FY 2026 Funds	FY 2027 Funds	FY 2028 Funds	Future Funds	Total Four-Year Funding Request
ENG	\$0	\$0	\$0	\$0	\$0	\$0	\$0	\$0	\$0
ROW	\$0	\$0	\$0	\$0	\$0	\$0	\$0	\$0	\$0
CON	\$0	\$0	\$0	\$0	\$0	\$0	\$0	\$0	\$0
Transit	\$0	\$2341	\$0	\$0	\$0	\$0	\$0	\$0	\$2,341
MPO	\$0	\$0	\$0	\$0	\$0	\$0	\$0	\$0	\$0
OTH	\$0	\$0	\$0	\$0	\$0	\$0	\$0	\$0	\$0
<b>Subtotal</b>	<b>\$0</b>	<b>\$2341</b>	<b>\$0</b>	<b>\$0</b>	<b>\$0</b>	<b>\$0</b>	<b>\$0</b>	<b>\$0</b>	<b>\$2,341</b>





## 2023 - 2026 Transportation Improvement Program

## Section 5339 - Buses and Bus Facilities Infrastructure Investment Program

(Funding in Thousands)

## RAISE

Phase	Prior Funds	FY 2023 Funds	FY 2024 Funds	FY 2025 Funds	FY 2026 Funds	FY 2027 Funds	FY 2028 Funds	Future Funds	Total Four-Year Funding Request
ENG	\$0	\$0	\$0	\$0	\$0	\$0	\$0	\$0	\$0
ROW	\$0	\$0	\$0	\$0	\$0	\$0	\$0	\$0	\$0
CON	\$0	\$0	\$0	\$0	\$0	\$0	\$0	\$0	\$0
Transit	\$0	\$10322	\$0	\$0	\$0	\$0	\$0	\$0	\$10,322
MPO	\$0	\$0	\$0	\$0	\$0	\$0	\$0	\$0	\$0
OTH	\$0	\$0	\$0	\$0	\$0	\$0	\$0	\$0	\$0
Subtotal	\$0	\$10322	\$0	\$0	\$0	\$0	\$0	\$0	\$10,322
Total	\$0	\$22027	\$0	\$0	\$0	\$0	\$0	\$0	\$22,027



Medium Duty Commuter Bus

MPO ID	WVT2021-09	Project Category	TIP
Resp. Agency	EPTA	Functional Class	Transit
Project Category	Transit	County	WV Transit
State	West Virginia	Est. Total Cost	\$0
CIP or CTP ID(s)	n/a	Prior Years Cost	\$0
		Future Years Cost	\$0

Description:

Two medium duty commuter buses for future service to Silver Line in Virginia

Limits:

Areawide

LRTP Relationship:

Public Transit





# 2023 - 2026 Transportation Improvement Program

## Medium Duty Commuter Bus

(Funding in Thousands)

### Section 5339 - Transit

Phase	Prior Funds	FY 2023 Funds	FY 2024 Funds	FY 2025 Funds	FY 2026 Funds	FY 2027 Funds	FY 2028 Funds	Future Funds	Total Four-Year Funding Request
ENG	\$0	\$0	\$0	\$0	\$0	\$0	\$0	\$0	\$0
ROW	\$0	\$0	\$0	\$0	\$0	\$0	\$0	\$0	\$0
CON	\$0	\$0	\$0	\$0	\$0	\$0	\$0	\$0	\$0
Transit	\$0	\$0	\$0	\$0	\$0	\$0	\$0	\$0	\$0
MPO	\$0	\$0	\$0	\$0	\$0	\$0	\$0	\$0	\$0
OTH	\$0	\$0	\$0	\$0	\$0	\$0	\$0	\$0	\$0
Subtotal	\$0	\$0	\$0	\$0	\$0	\$0	\$0	\$0	\$0



2023 - 2026 Transportation Improvement Program

Medium Duty Commuter Bus

(Funding in Thousands)

Local Funding - Eastern Panhandle Transit Authority

Phase	Prior Funds	FY 2023 Funds	FY 2024 Funds	FY 2025 Funds	FY 2026 Funds	FY 2027 Funds	FY 2028 Funds	Future Funds	Total Four-Year Funding Request
ENG	\$0	\$0	\$0	\$0	\$0	\$0	\$0	\$0	\$0
ROW	\$0	\$0	\$0	\$0	\$0	\$0	\$0	\$0	\$0
CON	\$0	\$0	\$0	\$0	\$0	\$0	\$0	\$0	\$0
Transit	\$0	\$0	\$0	\$0	\$0	\$0	\$0	\$0	\$0
MPO	\$0	\$0	\$0	\$0	\$0	\$0	\$0	\$0	\$0
OTH	\$0	\$0	\$0	\$0	\$0	\$0	\$0	\$0	\$0
Subtotal	\$0	\$0	\$0	\$0	\$0	\$0	\$0	\$0	\$0
Total	\$0	\$0	\$0	\$0	\$0	\$0	\$0	\$0	\$0



Capital Assistance - Bus Replacement

**MPO ID** WVT2022-01  
**Resp. Agency** EPTA  
**Project Category** Transit  
**State** West Virginia  
**CIP or CTP ID(s)** n/a

**Description:**  
5339 Capital funds for bus replacements

**Project Category** TIP  
**Functional Class**  
**County** WV Transit  
**Est. Total Cost** \$978  
**Prior Years Cost** \$0  
**Future Years Cost** \$0

**Limits:**

**LRTP Relationship:**  
Public Transit





2023 - 2026 Transportation Improvement Program

Capital Assistance - Bus Replacement

(Funding in Thousands)

Section 5339 - Transit

Phase	Prior Funds	FY 2023 Funds	FY 2024 Funds	FY 2025 Funds	FY 2026 Funds	FY 2027 Funds	FY 2028 Funds	Future Funds	Total Four-Year Funding Request
ENG	\$0	\$0	\$0	\$0	\$0	\$0	\$0	\$0	\$0
ROW	\$0	\$0	\$0	\$0	\$0	\$0	\$0	\$0	\$0
CON	\$0	\$0	\$0	\$0	\$0	\$0	\$0	\$0	\$0
Transit	\$0	\$559	\$224	\$0	\$0	\$0	\$0	\$0	\$783
MPO	\$0	\$0	\$0	\$0	\$0	\$0	\$0	\$0	\$0
OTH	\$0	\$0	\$0	\$0	\$0	\$0	\$0	\$0	\$0
Subtotal	\$0	\$559	\$224	\$0	\$0	\$0	\$0	\$0	\$783

**2023 - 2026 Transportation Improvement Program****Capital Assistance - Bus Replacement**

(Funding in Thousands)

**Local Funding - Eastern Panhandle Transit Authority**

Phase	Prior Funds	FY 2023 Funds	FY 2024 Funds	FY 2025 Funds	FY 2026 Funds	FY 2027 Funds	FY 2028 Funds	Future Funds	Total Four-Year Funding Request
ENG	\$0	\$0	\$0	\$0	\$0	\$0	\$0	\$0	\$0
ROW	\$0	\$0	\$0	\$0	\$0	\$0	\$0	\$0	\$0
CON	\$0	\$0	\$0	\$0	\$0	\$0	\$0	\$0	\$0
Transit	\$0	\$139	\$56	\$0	\$0	\$0	\$0	\$0	\$195
MPO	\$0	\$0	\$0	\$0	\$0	\$0	\$0	\$0	\$0
OTH	\$0	\$0	\$0	\$0	\$0	\$0	\$0	\$0	\$0
<b>Subtotal</b>	<b>\$0</b>	<b>\$139</b>	<b>\$56</b>	<b>\$0</b>	<b>\$0</b>	<b>\$0</b>	<b>\$0</b>	<b>\$0</b>	<b>\$195</b>
<b>Total</b>	<b>\$0</b>	<b>\$698</b>	<b>\$280</b>	<b>\$0</b>	<b>\$0</b>	<b>\$0</b>	<b>\$0</b>	<b>\$0</b>	<b>\$978</b>



Operating Assistance - Section 5307

**MPO ID** WVT2023-01  
**Resp. Agency** EPTA  
**Project Category** Transit  
**State** West Virginia  
**CIP or CTP ID(s)** n/a

**Description:**  
Funding for staff and typical office functions

**Limits:**  
Areawide

**LRTP Relationship:**  
Public Transit

**Project Category** TIP  
**Functional Class** Transit  
**County** WV Transit  
**Est. Total Cost** \$6,156  
**Prior Years Cost** \$0  
**Future Years Cost** \$0







## 2023 - 2026 Transportation Improvement Program

## Operating Assistance - Section 5307

(Funding in Thousands)

## Section 5307 - Transit

Phase	Prior Funds	FY 2023 Funds	FY 2024 Funds	FY 2025 Funds	FY 2026 Funds	FY 2027 Funds	FY 2028 Funds	Future Funds	Total Four-Year Funding Request
ENG	\$0	\$0	\$0	\$0	\$0	\$0	\$0	\$0	\$0
ROW	\$0	\$0	\$0	\$0	\$0	\$0	\$0	\$0	\$0
CON	\$0	\$0	\$0	\$0	\$0	\$0	\$0	\$0	\$0
Transit	\$0	\$2078	\$1000	\$0	\$0	\$0	\$0	\$0	\$3,078
MPO	\$0	\$0	\$0	\$0	\$0	\$0	\$0	\$0	\$0
OTH	\$0	\$0	\$0	\$0	\$0	\$0	\$0	\$0	\$0
<b>Subtotal</b>	<b>\$0</b>	<b>\$2078</b>	<b>\$1000</b>	<b>\$0</b>	<b>\$0</b>	<b>\$0</b>	<b>\$0</b>	<b>\$0</b>	<b>\$3,078</b>

## Local Funding - Eastern Panhandle Transit Authority

Phase	Prior Funds	FY 2023 Funds	FY 2024 Funds	FY 2025 Funds	FY 2026 Funds	FY 2027 Funds	FY 2028 Funds	Future Funds	Total Four-Year Funding Request
ENG	\$0	\$0	\$0	\$0	\$0	\$0	\$0	\$0	\$0
ROW	\$0	\$0	\$0	\$0	\$0	\$0	\$0	\$0	\$0
CON	\$0	\$0	\$0	\$0	\$0	\$0	\$0	\$0	\$0
Transit	\$0	\$2078	\$1000	\$0	\$0	\$0	\$0	\$0	\$3,078
MPO	\$0	\$0	\$0	\$0	\$0	\$0	\$0	\$0	\$0
OTH	\$0	\$0	\$0	\$0	\$0	\$0	\$0	\$0	\$0
<b>Subtotal</b>	<b>\$0</b>	<b>\$2078</b>	<b>\$1000</b>	<b>\$0</b>	<b>\$0</b>	<b>\$0</b>	<b>\$0</b>	<b>\$0</b>	<b>\$3,078</b>
<b>Total</b>	<b>\$0</b>	<b>\$4156</b>	<b>\$2000</b>	<b>\$0</b>	<b>\$0</b>	<b>\$0</b>	<b>\$0</b>	<b>\$0</b>	<b>\$6,156</b>



EPTA

## 2023 - 2026 Transportation Improvement Program

Transit

### Capital Assistance - Preventative Maintenance

**MPO ID** WVT2023-02

**Resp. Agency** EPTA

**Project Category** Transit

**State** West Virginia

**CIP or CTP ID(s)** n/a

**Description:**

Preventative maintenance for fleet vehicles

**Project Category** TIP

**Functional Class** Transit

**County** WV Transit

**Est. Total Cost** \$985

**Prior Years Cost** \$0

**Future Years Cost** \$0

**Limits:**

Areawide

**LRTP Relationship:**

Public Transit



**2023 - 2026 Transportation Improvement Program****Capital Assistance - Preventative Maintenance**

(Funding in Thousands)

**Section 5307 - Transit**

Phase	Prior Funds	FY 2023 Funds	FY 2024 Funds	FY 2025 Funds	FY 2026 Funds	FY 2027 Funds	FY 2028 Funds	Future Funds	Total Four-Year Funding Request
ENG	\$0	\$0	\$0	\$0	\$0	\$0	\$0	\$0	\$0
ROW	\$0	\$0	\$0	\$0	\$0	\$0	\$0	\$0	\$0
CON	\$0	\$0	\$0	\$0	\$0	\$0	\$0	\$0	\$0
Transit	\$0	\$500	\$288	\$0	\$0	\$0	\$0	\$0	\$788
MPO	\$0	\$0	\$0	\$0	\$0	\$0	\$0	\$0	\$0
OTH	\$0	\$0	\$0	\$0	\$0	\$0	\$0	\$0	\$0
<b>Subtotal</b>	<b>\$0</b>	<b>\$500</b>	<b>\$288</b>	<b>\$0</b>	<b>\$0</b>	<b>\$0</b>	<b>\$0</b>	<b>\$0</b>	<b>\$788</b>

**Local Funding - Eastern Panhandle Transit Authority**

Phase	Prior Funds	FY 2023 Funds	FY 2024 Funds	FY 2025 Funds	FY 2026 Funds	FY 2027 Funds	FY 2028 Funds	Future Funds	Total Four-Year Funding Request
ENG	\$0	\$0	\$0	\$0	\$0	\$0	\$0	\$0	\$0
ROW	\$0	\$0	\$0	\$0	\$0	\$0	\$0	\$0	\$0
CON	\$0	\$0	\$0	\$0	\$0	\$0	\$0	\$0	\$0
Transit	\$0	\$125	\$72	\$0	\$0	\$0	\$0	\$0	\$197
MPO	\$0	\$0	\$0	\$0	\$0	\$0	\$0	\$0	\$0
OTH	\$0	\$0	\$0	\$0	\$0	\$0	\$0	\$0	\$0
<b>Subtotal</b>	<b>\$0</b>	<b>\$125</b>	<b>\$72</b>	<b>\$0</b>	<b>\$0</b>	<b>\$0</b>	<b>\$0</b>	<b>\$0</b>	<b>\$197</b>
<b>Total</b>	<b>\$0</b>	<b>\$625</b>	<b>\$360</b>	<b>\$0</b>	<b>\$0</b>	<b>\$0</b>	<b>\$0</b>	<b>\$0</b>	<b>\$985</b>



Capital Assistance - Miscellaneous Equipment

**MPO ID** WVT2023-04  
**Resp. Agency** EPTA  
**Project Category** Transit  
**State** West Virginia  
**CIP or CTP ID(s)** n/a  
  
**Description:**  
Purchase of miscellaneous equipment for vehicle fleet

**Limits:**  
Areawide

**LRTP Relationship:**  
Public Transit

**Project Category** TIP  
**Functional Class** Transit  
**County** WV Transit  
**Est. Total Cost** \$66  
**Prior Years Cost** \$0  
**Future Years Cost** \$0



**2023 - 2026 Transportation Improvement Program****Capital Assistance - Miscellaneous Equipment**

(Funding in Thousands)

**Section 5339 - Transit**

Phase	Prior Funds	FY 2023 Funds	FY 2024 Funds	FY 2025 Funds	FY 2026 Funds	FY 2027 Funds	FY 2028 Funds	Future Funds	Total Four-Year Funding Request
ENG	\$0	\$0	\$0	\$0	\$0	\$0	\$0	\$0	\$0
ROW	\$0	\$0	\$0	\$0	\$0	\$0	\$0	\$0	\$0
CON	\$0	\$0	\$0	\$0	\$0	\$0	\$0	\$0	\$0
Transit	\$0	\$47	\$0	\$0	\$0	\$0	\$0	\$0	\$47
MPO	\$0	\$0	\$0	\$0	\$0	\$0	\$0	\$0	\$0
OTH	\$0	\$0	\$0	\$0	\$0	\$0	\$0	\$0	\$0
<b>Subtotal</b>	<b>\$0</b>	<b>\$47</b>	<b>\$0</b>	<b>\$0</b>	<b>\$0</b>	<b>\$0</b>	<b>\$0</b>	<b>\$0</b>	<b>\$47</b>

**Local Funding - Eastern Panhandle Transit Authority**

Phase	Prior Funds	FY 2023 Funds	FY 2024 Funds	FY 2025 Funds	FY 2026 Funds	FY 2027 Funds	FY 2028 Funds	Future Funds	Total Four-Year Funding Request
ENG	\$0	\$0	\$0	\$0	\$0	\$0	\$0	\$0	\$0
ROW	\$0	\$0	\$0	\$0	\$0	\$0	\$0	\$0	\$0
CON	\$0	\$0	\$0	\$0	\$0	\$0	\$0	\$0	\$0
Transit	\$0	\$19	\$0	\$0	\$0	\$0	\$0	\$0	\$19
MPO	\$0	\$0	\$0	\$0	\$0	\$0	\$0	\$0	\$0
OTH	\$0	\$0	\$0	\$0	\$0	\$0	\$0	\$0	\$0
<b>Subtotal</b>	<b>\$0</b>	<b>\$19</b>	<b>\$0</b>	<b>\$0</b>	<b>\$0</b>	<b>\$0</b>	<b>\$0</b>	<b>\$0</b>	<b>\$19</b>
<b>Total</b>	<b>\$0</b>	<b>\$66</b>	<b>\$0</b>	<b>\$0</b>	<b>\$0</b>	<b>\$0</b>	<b>\$0</b>	<b>\$0</b>	<b>\$66</b>



Capital Assistance - Section 5339 Bus Replacement

MPO ID	WVT2023-05	Project Category	TIP
Resp. Agency	EPTA	Functional Class	Transit
Project Category	Transit	County	WV Transit
State	West Virginia	Est. Total Cost	\$351
CIP or CTP ID(s)	n/a	Prior Years Cost	\$0
		Future Years Cost	\$0

**Description:**  
Bus Purchase Program.  
As of 8-16-2023, this project is serving as a bank for unused funds from Weirton.

**Limits:**  
Areawide

**LRTP Relationship:**  
Public Transit





## 2023 - 2026 Transportation Improvement Program

## Capital Assistance - Section 5339 Bus Replacement

(Funding in Thousands)

## Section 5339 - Transit

Phase	Prior Funds	FY 2023 Funds	FY 2024 Funds	FY 2025 Funds	FY 2026 Funds	FY 2027 Funds	FY 2028 Funds	Future Funds	Total Four-Year Funding Request
ENG	\$0	\$0	\$0	\$0	\$0	\$0	\$0	\$0	\$0
ROW	\$0	\$0	\$0	\$0	\$0	\$0	\$0	\$0	\$0
CON	\$0	\$0	\$0	\$0	\$0	\$0	\$0	\$0	\$0
Transit	\$0	\$281	\$0	\$0	\$0	\$0	\$0	\$0	\$281
MPO	\$0	\$0	\$0	\$0	\$0	\$0	\$0	\$0	\$0
OTH	\$0	\$0	\$0	\$0	\$0	\$0	\$0	\$0	\$0
Subtotal	\$0	\$281	\$0	\$0	\$0	\$0	\$0	\$0	\$281

## Local Funding - Eastern Panhandle Transit Authority

Phase	Prior Funds	FY 2023 Funds	FY 2024 Funds	FY 2025 Funds	FY 2026 Funds	FY 2027 Funds	FY 2028 Funds	Future Funds	Total Four-Year Funding Request
ENG	\$0	\$0	\$0	\$0	\$0	\$0	\$0	\$0	\$0
ROW	\$0	\$0	\$0	\$0	\$0	\$0	\$0	\$0	\$0
CON	\$0	\$0	\$0	\$0	\$0	\$0	\$0	\$0	\$0
Transit	\$0	\$70	\$0	\$0	\$0	\$0	\$0	\$0	\$70
MPO	\$0	\$0	\$0	\$0	\$0	\$0	\$0	\$0	\$0
OTH	\$0	\$0	\$0	\$0	\$0	\$0	\$0	\$0	\$0
Subtotal	\$0	\$70	\$0	\$0	\$0	\$0	\$0	\$0	\$70
Total	\$0	\$351	\$0	\$0	\$0	\$0	\$0	\$0	\$351



**Capital Assistance - Passenger Amenity**

**MPO ID** WVT2023-07  
**Resp. Agency** EPTA  
**Project Category** Transit  
**State** West Virginia  
**CIP or CTP ID(s)** n/a

**Description:**  
Bus Shelter Purchase, System Signage, and Other Passenger Information

**Project Category** TIP  
**Functional Class** Transit  
**County** WV Transit  
**Est. Total Cost** \$92  
**Prior Years Cost** \$0  
**Future Years Cost** \$0

**Limits:**  
Areawide

**LRTP Relationship:**  
Public Transit







## 2023 - 2026 Transportation Improvement Program

## Capital Assistance - Passenger Amenity

(Funding in Thousands)

## Section 5339 - Transit

Phase	Prior Funds	FY 2023 Funds	FY 2024 Funds	FY 2025 Funds	FY 2026 Funds	FY 2027 Funds	FY 2028 Funds	Future Funds	Total Four-Year Funding Request
ENG	\$0	\$0	\$0	\$0	\$0	\$0	\$0	\$0	\$0
ROW	\$0	\$0	\$0	\$0	\$0	\$0	\$0	\$0	\$0
CON	\$0	\$0	\$0	\$0	\$0	\$0	\$0	\$0	\$0
Transit	\$0	\$74	\$0	\$0	\$0	\$0	\$0	\$0	\$74
MPO	\$0	\$0	\$0	\$0	\$0	\$0	\$0	\$0	\$0
OTH	\$0	\$0	\$0	\$0	\$0	\$0	\$0	\$0	\$0
<b>Subtotal</b>	<b>\$0</b>	<b>\$74</b>	<b>\$0</b>	<b>\$0</b>	<b>\$0</b>	<b>\$0</b>	<b>\$0</b>	<b>\$0</b>	<b>\$74</b>

## Local Funding - Eastern Panhandle Transit Authority

Phase	Prior Funds	FY 2023 Funds	FY 2024 Funds	FY 2025 Funds	FY 2026 Funds	FY 2027 Funds	FY 2028 Funds	Future Funds	Total Four-Year Funding Request
ENG	\$0	\$0	\$0	\$0	\$0	\$0	\$0	\$0	\$0
ROW	\$0	\$0	\$0	\$0	\$0	\$0	\$0	\$0	\$0
CON	\$0	\$0	\$0	\$0	\$0	\$0	\$0	\$0	\$0
Transit	\$0	\$18	\$0	\$0	\$0	\$0	\$0	\$0	\$18
MPO	\$0	\$0	\$0	\$0	\$0	\$0	\$0	\$0	\$0
OTH	\$0	\$0	\$0	\$0	\$0	\$0	\$0	\$0	\$0
<b>Subtotal</b>	<b>\$0</b>	<b>\$18</b>	<b>\$0</b>	<b>\$0</b>	<b>\$0</b>	<b>\$0</b>	<b>\$0</b>	<b>\$0</b>	<b>\$18</b>
<b>Total</b>	<b>\$0</b>	<b>\$92</b>	<b>\$0</b>	<b>\$0</b>	<b>\$0</b>	<b>\$0</b>	<b>\$0</b>	<b>\$0</b>	<b>\$92</b>



5307 Bus Replacement

**MPO ID** WVT2024-01  
**Resp. Agency** EPTA  
**Project Category** Transit  
**State** West Virginia  
**CIP or CTP ID(s)** n/a

**Project Category** TIP  
**Functional Class**  
**County**  
**Est. Total Cost** \$900  
**Prior Years Cost** \$0  
**Future Years Cost** \$0

**Description:**  
Lapsed money from Weirton

**Limits:**

**LRTP Relationship:**





2023 - 2026 Transportation Improvement Program

5307 Bus Replacement

(Funding in Thousands)

Section 5307 - Transit

Phase	Prior Funds	FY 2023 Funds	FY 2024 Funds	FY 2025 Funds	FY 2026 Funds	FY 2027 Funds	FY 2028 Funds	Future Funds	Total Four-Year Funding Request
ENG	\$0	\$0	\$0	\$0	\$0	\$0	\$0	\$0	\$0
ROW	\$0	\$0	\$0	\$0	\$0	\$0	\$0	\$0	\$0
CON	\$0	\$0	\$0	\$0	\$0	\$0	\$0	\$0	\$0
Transit	\$0	\$0	\$720	\$0	\$0	\$0	\$0	\$0	\$720
MPO	\$0	\$0	\$0	\$0	\$0	\$0	\$0	\$0	\$0
OTH	\$0	\$0	\$0	\$0	\$0	\$0	\$0	\$0	\$0
Subtotal	\$0	\$0	\$720	\$0	\$0	\$0	\$0	\$0	\$720

**2023 - 2026 Transportation Improvement Program****5307 Bus Replacement**

(Funding in Thousands)

**Local Funding - Eastern Panhandle Transit Authority**

Phase	Prior Funds	FY 2023 Funds	FY 2024 Funds	FY 2025 Funds	FY 2026 Funds	FY 2027 Funds	FY 2028 Funds	Future Funds	Total Four-Year Funding Request
ENG	\$0	\$0	\$0	\$0	\$0	\$0	\$0	\$0	\$0
ROW	\$0	\$0	\$0	\$0	\$0	\$0	\$0	\$0	\$0
CON	\$0	\$0	\$0	\$0	\$0	\$0	\$0	\$0	\$0
Transit	\$0	\$0	\$180	\$0	\$0	\$0	\$0	\$0	\$180
MPO	\$0	\$0	\$0	\$0	\$0	\$0	\$0	\$0	\$0
OTH	\$0	\$0	\$0	\$0	\$0	\$0	\$0	\$0	\$0
<b>Subtotal</b>	<b>\$0</b>	<b>\$0</b>	<b>\$180</b>	<b>\$0</b>	<b>\$0</b>	<b>\$0</b>	<b>\$0</b>	<b>\$0</b>	<b>\$180</b>
<b>Total</b>	<b>\$0</b>	<b>\$0</b>	<b>\$900</b>	<b>\$0</b>	<b>\$0</b>	<b>\$0</b>	<b>\$0</b>	<b>\$0</b>	<b>\$900</b>



5307 Operating Commuter Service

**MPO ID** WVT2024-02  
**Resp. Agency** EPTA  
**Project Category** Transit  
**State** West Virginia  
**CIP or CTP ID(s)** n/a

**Description:**  
Lapsed money from Weirton

**Project Category** TIP  
**Functional Class**  
**County**  
**Est. Total Cost** \$1,590  
**Prior Years Cost** \$0  
**Future Years Cost** \$318

**Limits:**

**LRTP Relationship:**





2023 - 2026 Transportation Improvement Program

5307 Operating Commuter Service

(Funding in Thousands)

Section 5307 - Transit

Phase	Prior Funds	FY 2023 Funds	FY 2024 Funds	FY 2025 Funds	FY 2026 Funds	FY 2027 Funds	FY 2028 Funds	Future Funds	Total Four-Year Funding Request
ENG	\$0	\$0	\$0	\$0	\$0	\$0	\$0	\$0	\$0
ROW	\$0	\$0	\$0	\$0	\$0	\$0	\$0	\$0	\$0
CON	\$0	\$0	\$0	\$0	\$0	\$0	\$0	\$0	\$0
Transit	\$0	\$159	\$159	\$159	\$159	\$159	\$0	\$0	\$795
MPO	\$0	\$0	\$0	\$0	\$0	\$0	\$0	\$0	\$0
OTH	\$0	\$0	\$0	\$0	\$0	\$0	\$0	\$0	\$0
Subtotal	\$0	\$159	\$159	\$159	\$159	\$159	\$0	\$0	\$795



## 2023 - 2026 Transportation Improvement Program

## 5307 Operating Commuter Service

(Funding in Thousands)

## Local Funding - Eastern Panhandle Transit Authority

Phase	Prior Funds	FY 2023 Funds	FY 2024 Funds	FY 2025 Funds	FY 2026 Funds	FY 2027 Funds	FY 2028 Funds	Future Funds	Total Four-Year Funding Request
ENG	\$0	\$0	\$0	\$0	\$0	\$0	\$0	\$0	\$0
ROW	\$0	\$0	\$0	\$0	\$0	\$0	\$0	\$0	\$0
CON	\$0	\$0	\$0	\$0	\$0	\$0	\$0	\$0	\$0
Transit	\$0	\$159	\$159	\$159	\$159	\$159	\$0	\$0	\$795
MPO	\$0	\$0	\$0	\$0	\$0	\$0	\$0	\$0	\$0
OTH	\$0	\$0	\$0	\$0	\$0	\$0	\$0	\$0	\$0
Subtotal	\$0	\$159	\$159	\$159	\$159	\$159	\$0	\$0	\$795
Total	\$0	\$318	\$318	\$318	\$318	\$318	\$0	\$0	\$1,590



Harpers Ferry EV Bus Replacement

MPO ID	WVT2024-03	Project Category	TIP
Resp. Agency	EPTA	Functional Class	
Project Category	Transit	County	Jefferson County
State	West Virginia	Est. Total Cost	\$1,000
CIP or CTP ID(s)	n/a	Prior Years Cost	\$0
		Future Years Cost	\$0

Description:

Replace a fleet of six heavy-duty transit buses that provided critical access to Harpers Ferry National Historical Park with STATE-of-the-art battery electric buses

Limits:

LRTP Relationship:

Public Transit







2023 - 2026 Transportation Improvement Program

Harpers Ferry EV Bus Replacement

(Funding in Thousands)

Federal Lands Access Program

Phase	Prior Funds	FY 2023 Funds	FY 2024 Funds	FY 2025 Funds	FY 2026 Funds	FY 2027 Funds	FY 2028 Funds	Future Funds	Total Four-Year Funding Request
ENG	\$0	\$0	\$0	\$0	\$0	\$0	\$0	\$0	\$0
ROW	\$0	\$0	\$0	\$0	\$0	\$0	\$0	\$0	\$0
CON	\$0	\$0	\$0	\$0	\$0	\$0	\$0	\$0	\$0
Transit	\$0	\$0	\$1000	\$0	\$0	\$0	\$0	\$0	\$1,000
MPO	\$0	\$0	\$0	\$0	\$0	\$0	\$0	\$0	\$0
OTH	\$0	\$0	\$0	\$0	\$0	\$0	\$0	\$0	\$0
Subtotal	\$0	\$0	\$1000	\$0	\$0	\$0	\$0	\$0	\$1,000
Total	\$0	\$0	\$1000	\$0	\$0	\$0	\$0	\$0	\$1,000



Harpers Ferry Bus Facility Expansion

MPO ID	WVT2024-04	Project Category	TIP
Resp. Agency	EPTA	Functional Class	Transit
Project Category	Transit	County	Jefferson County
State	West Virginia	Est. Total Cost	\$1,650
CIP or CTP ID(s)	n/a	Prior Years Cost	\$0
		Future Years Cost	\$0

**Description:**  
Rehabilitate the HAFE bus garage and expand to accommodate additional vehicles and eventual electrification of the fleet.

**Limits:**

**LRTP Relationship:**  
Public Transit





2023 - 2026 Transportation Improvement Program

Harpers Ferry Bus Facility Expansion

(Funding in Thousands)

Federal Lands Transportation Program

Phase	Prior Funds	FY 2023 Funds	FY 2024 Funds	FY 2025 Funds	FY 2026 Funds	FY 2027 Funds	FY 2028 Funds	Future Funds	Total Four-Year Funding Request
ENG	\$0	\$0	\$0	\$0	\$0	\$0	\$0	\$0	\$0
ROW	\$0	\$0	\$0	\$0	\$0	\$0	\$0	\$0	\$0
CON	\$0	\$0	\$1650	\$0	\$0	\$0	\$0	\$0	\$1,650
Transit	\$0	\$0	\$0	\$0	\$0	\$0	\$0	\$0	\$0
MPO	\$0	\$0	\$0	\$0	\$0	\$0	\$0	\$0	\$0
OTH	\$0	\$0	\$0	\$0	\$0	\$0	\$0	\$0	\$0
Subtotal	\$0	\$0	\$1650	\$0	\$0	\$0	\$0	\$0	\$1,650
Total	\$0	\$0	\$1650	\$0	\$0	\$0	\$0	\$0	\$1,650



MTA

## 2023 - 2026 Transportation Improvement Program

Transit

### Medium Duty Bus Replacement

**MPO ID** WT2023-01  
**Resp. Agency** MTA  
**Project Category** Transit  
**State** Maryland  
**CIP or CTP ID(s)** n/a

**Description:**  
Medium Duty Bus Replacement of 4 buses

**Limits:**  
Areawide

**LRTP Relationship:**  
Public Transit

**Project Category** TIP  
**Functional Class**  
**County** MD Transit  
**Est. Total Cost** \$1,604  
**Prior Years Cost** \$0  
**Future Years Cost** \$0



**Medium Duty Bus Replacement**

(Funding in Thousands)

**Section 5339 - Transit**

Phase	Prior Funds	FY 2023 Funds	FY 2024 Funds	FY 2025 Funds	FY 2026 Funds	FY 2027 Funds	FY 2028 Funds	Future Funds	Total Four-Year Funding Request
ENG	\$0	\$0	\$0	\$0	\$0	\$0	\$0	\$0	\$0
ROW	\$0	\$0	\$0	\$0	\$0	\$0	\$0	\$0	\$0
CON	\$0	\$0	\$0	\$0	\$0	\$0	\$0	\$0	\$0
Transit	\$0	\$321	\$321	\$321	\$321	\$0	\$0	\$0	\$1,284
MPO	\$0	\$0	\$0	\$0	\$0	\$0	\$0	\$0	\$0
OTH	\$0	\$0	\$0	\$0	\$0	\$0	\$0	\$0	\$0
<b>Subtotal</b>	<b>\$0</b>	<b>\$321</b>	<b>\$321</b>	<b>\$321</b>	<b>\$321</b>	<b>\$0</b>	<b>\$0</b>	<b>\$0</b>	<b>\$1,284</b>

**Local Funding - Washington County Transit**

Phase	Prior Funds	FY 2023 Funds	FY 2024 Funds	FY 2025 Funds	FY 2026 Funds	FY 2027 Funds	FY 2028 Funds	Future Funds	Total Four-Year Funding Request
ENG	\$0	\$0	\$0	\$0	\$0	\$0	\$0	\$0	\$0
ROW	\$0	\$0	\$0	\$0	\$0	\$0	\$0	\$0	\$0
CON	\$0	\$0	\$0	\$0	\$0	\$0	\$0	\$0	\$0
Transit	\$0	\$40	\$40	\$40	\$40	\$0	\$0	\$0	\$160
MPO	\$0	\$0	\$0	\$0	\$0	\$0	\$0	\$0	\$0
OTH	\$0	\$0	\$0	\$0	\$0	\$0	\$0	\$0	\$0
<b>Subtotal</b>	<b>\$0</b>	<b>\$40</b>	<b>\$40</b>	<b>\$40</b>	<b>\$40</b>	<b>\$0</b>	<b>\$0</b>	<b>\$0</b>	<b>\$160</b>



Medium Duty Bus Replacement

(Funding in Thousands)

State Funding - Maryland Transit Administration

Phase	Prior Funds	FY 2023 Funds	FY 2024 Funds	FY 2025 Funds	FY 2026 Funds	FY 2027 Funds	FY 2028 Funds	Future Funds	Total Four-Year Funding Request
ENG	\$0	\$0	\$0	\$0	\$0	\$0	\$0	\$0	\$0
ROW	\$0	\$0	\$0	\$0	\$0	\$0	\$0	\$0	\$0
CON	\$0	\$0	\$0	\$0	\$0	\$0	\$0	\$0	\$0
Transit	\$0	\$40	\$40	\$40	\$40	\$0	\$0	\$0	\$160
MPO	\$0	\$0	\$0	\$0	\$0	\$0	\$0	\$0	\$0
OTH	\$0	\$0	\$0	\$0	\$0	\$0	\$0	\$0	\$0
Subtotal	\$0	\$40	\$40	\$40	\$40	\$0	\$0	\$0	\$160
Total	\$0	\$401	\$401	\$401	\$401	\$0	\$0	\$0	\$1,604



MTA

## 2023 - 2026 Transportation Improvement Program

Transit

### Operating Assistance - Section 5307

<b>MPO ID</b>	WT2023-02	<b>Project Category</b>	TIP
<b>Resp. Agency</b>	MTA	<b>Functional Class</b>	Interstates
<b>Project Category</b>	Transit	<b>County</b>	MD Transit
<b>State</b>	Maryland	<b>Est. Total Cost</b>	\$7,460
<b>CIP or CTP ID(s)</b>	n/a	<b>Prior Years Cost</b>	\$0
		<b>Future Years Cost</b>	\$0

**Description:**

Operating assistance for transit services provided by Washington County

**Limits:**

Areawide

**LRTP Relationship:**

Public Transit





Operating Assistance - Section 5307

(Funding in Thousands)

Section 5307 - Transit

Phase	Prior Funds	FY 2023 Funds	FY 2024 Funds	FY 2025 Funds	FY 2026 Funds	FY 2027 Funds	FY 2028 Funds	Future Funds	Total Four-Year Funding Request
ENG	\$0	\$0	\$0	\$0	\$0	\$0	\$0	\$0	\$0
ROW	\$0	\$0	\$0	\$0	\$0	\$0	\$0	\$0	\$0
CON	\$0	\$0	\$0	\$0	\$0	\$0	\$0	\$0	\$0
Transit	\$0	\$933	\$933	\$933	\$933	\$0	\$0	\$0	\$3,732
MPO	\$0	\$0	\$0	\$0	\$0	\$0	\$0	\$0	\$0
OTH	\$0	\$0	\$0	\$0	\$0	\$0	\$0	\$0	\$0
Subtotal	\$0	\$933	\$933	\$933	\$933	\$0	\$0	\$0	\$3,732



**Operating Assistance - Section 5307**

(Funding in Thousands)

**Local Funding - Washington County Transit**

Phase	Prior Funds	FY 2023 Funds	FY 2024 Funds	FY 2025 Funds	FY 2026 Funds	FY 2027 Funds	FY 2028 Funds	Future Funds	Total Four-Year Funding Request
ENG	\$0	\$0	\$0	\$0	\$0	\$0	\$0	\$0	\$0
ROW	\$0	\$0	\$0	\$0	\$0	\$0	\$0	\$0	\$0
CON	\$0	\$0	\$0	\$0	\$0	\$0	\$0	\$0	\$0
Transit	\$0	\$618	\$618	\$618	\$618	\$0	\$0	\$0	\$2,472
MPO	\$0	\$0	\$0	\$0	\$0	\$0	\$0	\$0	\$0
OTH	\$0	\$0	\$0	\$0	\$0	\$0	\$0	\$0	\$0
<b>Subtotal</b>	<b>\$0</b>	<b>\$618</b>	<b>\$618</b>	<b>\$618</b>	<b>\$618</b>	<b>\$0</b>	<b>\$0</b>	<b>\$0</b>	<b>\$2,472</b>

**State Funding - Maryland Transit Administration**

Phase	Prior Funds	FY 2023 Funds	FY 2024 Funds	FY 2025 Funds	FY 2026 Funds	FY 2027 Funds	FY 2028 Funds	Future Funds	Total Four-Year Funding Request
ENG	\$0	\$0	\$0	\$0	\$0	\$0	\$0	\$0	\$0
ROW	\$0	\$0	\$0	\$0	\$0	\$0	\$0	\$0	\$0
CON	\$0	\$0	\$0	\$0	\$0	\$0	\$0	\$0	\$0
Transit	\$0	\$314	\$314	\$314	\$314	\$0	\$0	\$0	\$1,256
MPO	\$0	\$0	\$0	\$0	\$0	\$0	\$0	\$0	\$0
OTH	\$0	\$0	\$0	\$0	\$0	\$0	\$0	\$0	\$0
<b>Subtotal</b>	<b>\$0</b>	<b>\$314</b>	<b>\$314</b>	<b>\$314</b>	<b>\$314</b>	<b>\$0</b>	<b>\$0</b>	<b>\$0</b>	<b>\$1,256</b>
<b>Total</b>	<b>\$0</b>	<b>\$1865</b>	<b>\$1865</b>	<b>\$1865</b>	<b>\$1865</b>	<b>\$0</b>	<b>\$0</b>	<b>\$0</b>	<b>\$7,460</b>



MTA

2023 - 2026 Transportation Improvement Program

Transit

Capital Assistance - Preventative Maintenance

MPO ID	WT2023-03	Project Category	TIP
Resp. Agency	MTA	Functional Class	Interstates
Project Category	Transit	County	MD Transit
State	Maryland	Est. Total Cost	\$1,420
CIP or CTP ID(s)	n/a	Prior Years Cost	\$0
		Future Years Cost	\$0

**Description:**  
Capital Assistance for Washington County to provide public transit service in the area

**Limits:**  
Areawide

**LRTP Relationship:**  
Public Transit





## 2023 - 2026 Transportation Improvement Program

## Capital Assistance - Preventative Maintenance

(Funding in Thousands)

## Section 5307 - Transit

Phase	Prior Funds	FY 2023 Funds	FY 2024 Funds	FY 2025 Funds	FY 2026 Funds	FY 2027 Funds	FY 2028 Funds	Future Funds	Total Four-Year Funding Request
ENG	\$0	\$0	\$0	\$0	\$0	\$0	\$0	\$0	\$0
ROW	\$0	\$0	\$0	\$0	\$0	\$0	\$0	\$0	\$0
CON	\$0	\$0	\$0	\$0	\$0	\$0	\$0	\$0	\$0
Transit	\$0	\$280	\$280	\$280	\$280	\$0	\$0	\$0	\$1,120
MPO	\$0	\$0	\$0	\$0	\$0	\$0	\$0	\$0	\$0
OTH	\$0	\$0	\$0	\$0	\$0	\$0	\$0	\$0	\$0
<b>Subtotal</b>	<b>\$0</b>	<b>\$280</b>	<b>\$280</b>	<b>\$280</b>	<b>\$280</b>	<b>\$0</b>	<b>\$0</b>	<b>\$0</b>	<b>\$1,120</b>

## Local Funding - Washington County Transit

Phase	Prior Funds	FY 2023 Funds	FY 2024 Funds	FY 2025 Funds	FY 2026 Funds	FY 2027 Funds	FY 2028 Funds	Future Funds	Total Four-Year Funding Request
ENG	\$0	\$0	\$0	\$0	\$0	\$0	\$0	\$0	\$0
ROW	\$0	\$0	\$0	\$0	\$0	\$0	\$0	\$0	\$0
CON	\$0	\$0	\$0	\$0	\$0	\$0	\$0	\$0	\$0
Transit	\$0	\$75	\$75	\$75	\$75	\$0	\$0	\$0	\$300
MPO	\$0	\$0	\$0	\$0	\$0	\$0	\$0	\$0	\$0
OTH	\$0	\$0	\$0	\$0	\$0	\$0	\$0	\$0	\$0
<b>Subtotal</b>	<b>\$0</b>	<b>\$75</b>	<b>\$75</b>	<b>\$75</b>	<b>\$75</b>	<b>\$0</b>	<b>\$0</b>	<b>\$0</b>	<b>\$300</b>
<b>Total</b>	<b>\$0</b>	<b>\$355</b>	<b>\$355</b>	<b>\$355</b>	<b>\$355</b>	<b>\$0</b>	<b>\$0</b>	<b>\$0</b>	<b>\$1,420</b>



MTA

2023 - 2026 Transportation Improvement Program

Transit

Capital Assistance - Small Paratransit Bus 504

MPO ID	WT2023-04	Project Category	TIP
Resp. Agency	MTA	Functional Class	Interstates
Project Category	Transit	County	MD Transit
State	Maryland	Est. Total Cost	\$296
CIP or CTP ID(s)	n/a	Prior Years Cost	\$0
		Future Years Cost	\$0

**Description:**  
Capital Assistance for Washington County to continue to operate public transit service in the area

**Limits:**  
Areawide

**LRTP Relationship:**  
Public Transit





MTA

## 2023 - 2026 Transportation Improvement Program

Transit

### Capital Assistance - Small Paratransit Bus 504

(Funding in Thousands)

#### Section 5339 - Transit

Phase	Prior Funds	FY 2023 Funds	FY 2024 Funds	FY 2025 Funds	FY 2026 Funds	FY 2027 Funds	FY 2028 Funds	Future Funds	Total Four-Year Funding Request
ENG	\$0	\$0	\$0	\$0	\$0	\$0	\$0	\$0	\$0
ROW	\$0	\$0	\$0	\$0	\$0	\$0	\$0	\$0	\$0
CON	\$0	\$0	\$0	\$0	\$0	\$0	\$0	\$0	\$0
Transit	\$0	\$60	\$60	\$60	\$60	\$0	\$0	\$0	\$240
MPO	\$0	\$0	\$0	\$0	\$0	\$0	\$0	\$0	\$0
OTH	\$0	\$0	\$0	\$0	\$0	\$0	\$0	\$0	\$0
<b>Subtotal</b>	<b>\$0</b>	<b>\$60</b>	<b>\$60</b>	<b>\$60</b>	<b>\$60</b>	<b>\$0</b>	<b>\$0</b>	<b>\$0</b>	<b>\$240</b>

#### Local Funding - Washington County Transit

Phase	Prior Funds	FY 2023 Funds	FY 2024 Funds	FY 2025 Funds	FY 2026 Funds	FY 2027 Funds	FY 2028 Funds	Future Funds	Total Four-Year Funding Request
ENG	\$0	\$0	\$0	\$0	\$0	\$0	\$0	\$0	\$0
ROW	\$0	\$0	\$0	\$0	\$0	\$0	\$0	\$0	\$0
CON	\$0	\$0	\$0	\$0	\$0	\$0	\$0	\$0	\$0
Transit	\$0	\$7	\$7	\$7	\$7	\$0	\$0	\$0	\$28
MPO	\$0	\$0	\$0	\$0	\$0	\$0	\$0	\$0	\$0
OTH	\$0	\$0	\$0	\$0	\$0	\$0	\$0	\$0	\$0
<b>Subtotal</b>	<b>\$0</b>	<b>\$7</b>	<b>\$7</b>	<b>\$7</b>	<b>\$7</b>	<b>\$0</b>	<b>\$0</b>	<b>\$0</b>	<b>\$28</b>



2023 - 2026 Transportation Improvement Program

Capital Assistance - Small Paratransit Bus 504

(Funding in Thousands)

State Funding - Maryland Transit Administration

Phase	Prior Funds	FY 2023 Funds	FY 2024 Funds	FY 2025 Funds	FY 2026 Funds	FY 2027 Funds	FY 2028 Funds	Future Funds	Total Four-Year Funding Request
ENG	\$0	\$0	\$0	\$0	\$0	\$0	\$0	\$0	\$0
ROW	\$0	\$0	\$0	\$0	\$0	\$0	\$0	\$0	\$0
CON	\$0	\$0	\$0	\$0	\$0	\$0	\$0	\$0	\$0
Transit	\$0	\$7	\$7	\$7	\$7	\$0	\$0	\$0	\$28
MPO	\$0	\$0	\$0	\$0	\$0	\$0	\$0	\$0	\$0
OTH	\$0	\$0	\$0	\$0	\$0	\$0	\$0	\$0	\$0
Subtotal	\$0	\$7	\$7	\$7	\$7	\$0	\$0	\$0	\$28
Total	\$0	\$74	\$74	\$74	\$74	\$0	\$0	\$0	\$296



Capital Assistance - Section 5310

MPO ID	WT2023-05	Project Category	TIP
Resp. Agency	MTA	Functional Class	Transit
Project Category	Transit	County	Washington County
State	Maryland	Est. Total Cost	\$2,533
CIP or CTP ID(s)	n/a	Prior Years Cost	\$0
		Future Years Cost	\$0

Description:

Capital and Operating assistance for elderly and disabled transit services. FY2022 awards include small bus replacement, minivans, tools & equipment, Tripspark software, mobility management, preventive maintenance, and operating assistance.

Limits:

LRTP Relationship:

Public Transit



**2023 - 2026 Transportation Improvement Program****Capital Assistance - Section 5310**

(Funding in Thousands)

**Section 5310 - Transit**

Phase	Prior Funds	FY 2023 Funds	FY 2024 Funds	FY 2025 Funds	FY 2026 Funds	FY 2027 Funds	FY 2028 Funds	Future Funds	Total Four-Year Funding Request
ENG	\$0	\$0	\$0	\$0	\$0	\$0	\$0	\$0	\$0
ROW	\$0	\$0	\$0	\$0	\$0	\$0	\$0	\$0	\$0
CON	\$0	\$0	\$0	\$0	\$0	\$0	\$0	\$0	\$0
Transit	\$0	\$0	\$1126	\$0	\$1126	\$0	\$0	\$0	\$2,252
MPO	\$0	\$0	\$0	\$0	\$0	\$0	\$0	\$0	\$0
OTH	\$0	\$0	\$0	\$0	\$0	\$0	\$0	\$0	\$0
<b>Subtotal</b>	<b>\$0</b>	<b>\$0</b>	<b>\$1126</b>	<b>\$0</b>	<b>\$1126</b>	<b>\$0</b>	<b>\$0</b>	<b>\$0</b>	<b>\$2,252</b>





## 2023 - 2026 Transportation Improvement Program

## Capital Assistance - Section 5310

(Funding in Thousands)

## Local Funding - Washington County Transit

Phase	Prior Funds	FY 2023 Funds	FY 2024 Funds	FY 2025 Funds	FY 2026 Funds	FY 2027 Funds	FY 2028 Funds	Future Funds	Total Four-Year Funding Request
ENG	\$0	\$0	\$0	\$0	\$0	\$0	\$0	\$0	\$0
ROW	\$0	\$0	\$0	\$0	\$0	\$0	\$0	\$0	\$0
CON	\$0	\$0	\$0	\$0	\$0	\$0	\$0	\$0	\$0
Transit	\$0	\$0	\$0	\$0	\$281	\$0	\$0	\$0	\$281
MPO	\$0	\$0	\$0	\$0	\$0	\$0	\$0	\$0	\$0
OTH	\$0	\$0	\$0	\$0	\$0	\$0	\$0	\$0	\$0
Subtotal	\$0	\$0	\$0	\$0	\$281	\$0	\$0	\$0	\$281
Total	\$0	\$0	\$1126	\$0	\$1407	\$0	\$0	\$0	\$2,533



Operating Assistance - Section 5310

MPO ID	WT2023-06	Project Category	TIP
Resp. Agency	MTA	Functional Class	
Project Category	Transit	County	
State	Maryland	Est. Total Cost	\$2,070
CIP or CTP ID(s)	n/a	Prior Years Cost	\$0
		Future Years Cost	\$0

**Description:**  
Operating assistance for elderly and disabled transit services.

**Limits:**

**LRTP Relationship:**  
Public Transit





Operating Assistance - Section 5310

(Funding in Thousands)

Section 5310 - Transit

Phase	Prior Funds	FY 2023 Funds	FY 2024 Funds	FY 2025 Funds	FY 2026 Funds	FY 2027 Funds	FY 2028 Funds	Future Funds	Total Four-Year Funding Request
ENG	\$0	\$0	\$0	\$0	\$0	\$0	\$0	\$0	\$0
ROW	\$0	\$0	\$0	\$0	\$0	\$0	\$0	\$0	\$0
CON	\$0	\$0	\$0	\$0	\$0	\$0	\$0	\$0	\$0
Transit	\$0	\$0	\$1035	\$0	\$1035	\$0	\$0	\$0	\$2,070
MPO	\$0	\$0	\$0	\$0	\$0	\$0	\$0	\$0	\$0
OTH	\$0	\$0	\$0	\$0	\$0	\$0	\$0	\$0	\$0
Subtotal	\$0	\$0	\$1035	\$0	\$1035	\$0	\$0	\$0	\$2,070
Total	\$0	\$0	\$1035	\$0	\$1035	\$0	\$0	\$0	\$2,070