

FY 2021-2024  
**Transportation Improvement Program**  
HAGERSTOWN/EASTERN PANHANDLE MPO





## Transportation Improvement Program - FY 2021-2024

### Table of Contents

---

Information about the TIP	1
TIP Narrative	1
Funding Codes by Location	32
Project Summaries without Maps	38
Roadways Category	38
Transit Category	58
Appendices	63
TIP Appendices	63

## **HAGERSTOWN/EASTERN PANHANDLE METROPOLITAN PLANNING ORGANIZATION (HEPMPO)**

33 West Washington Street

4<sup>th</sup> Floor, Suite #402

Hagerstown, MD 21740

Website: [www.hepmo.net](http://www.hepmo.net)

Email: [info@hepmo.net](mailto:info@hepmo.net)

### **FY 2021 – 2024 Transportation Improvement Program (TIP)**

#### **Revision History**

Adopted:

5/20/2020

Revised:

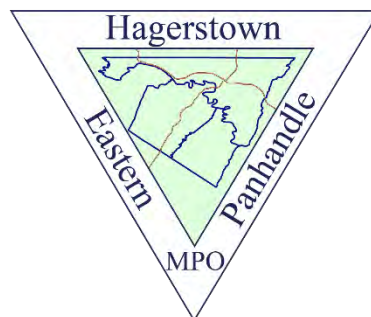
August 19, 2020

September 15, 2020 (Administrative – WV DOH)

October 21, 2020

January 20, 2021

March 17, 2021





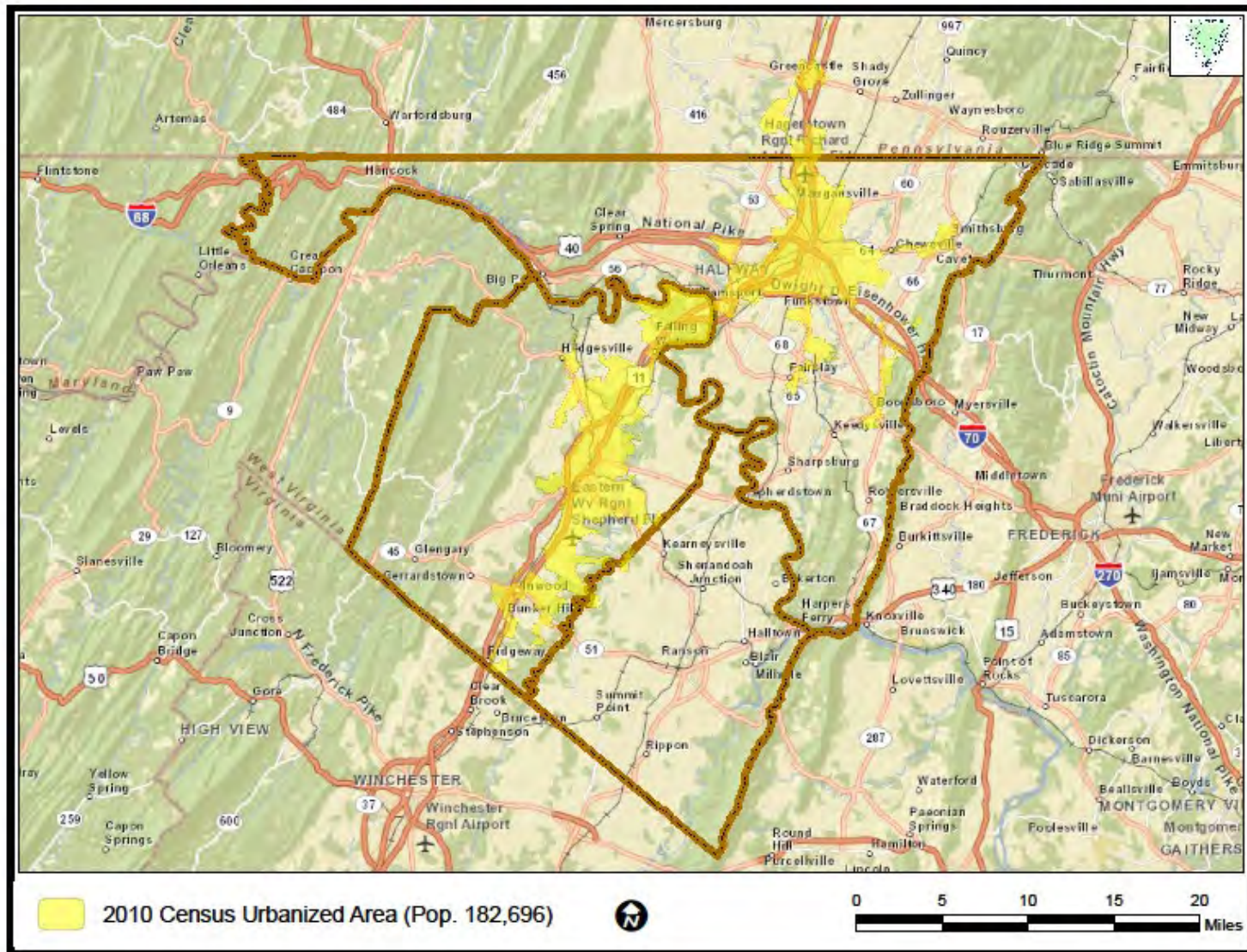


Figure 1 – The Hagerstown MD--WV--PA urbanized area (UZA) and the metropolitan planning area that is served by the Hagerstown/Eastern Panhandle Metropolitan Planning Organization (HEPMPO).



Federal Transit Administration  
Region III  
1835 Market, Suite 500  
Philadelphia, PA 19103  
215-656-7100  
215-656-7260 (fax)

Federal Highway Administration  
Maryland Division  
10 S. Howard Street, Suite 2450  
Baltimore, Maryland 21201  
410-962-4440  
410-962-4054 (fax)

Ms. Heather Murphy  
Director, Office of Planning and Capital Programming  
Maryland Department of Transportation  
7201 Corporate Center Drive  
P.O. Box 548  
Hanover, Maryland 21076

**Re: Amendment to the Maryland FY 2019 Statewide Transportation Improvement Program MDOT Control # 17-62**

Dear Ms. Murphy:

We have completed our review of the State request (MDOT Control#19-62) to amend the Fiscal Year (FY) 2019 Statewide Transportation Improvement Program (STIP). Specifically, the STIP is being amended to include the Hagerstown/Eastern Panhandle Metropolitan Planning Organization's (IIEPMPO) FY 2021 –FY 2024 Transportation Improvement Program (TIP). This TIP was approved by the IIEPMPO Council on May 20, 2020.

We accept this amendment and find that it was developed based on a continuing, cooperative, and comprehensive transportation planning process, in accordance with 23 U.S.C. 134, 23 U.S.C. 135 and 49.

Any questions concerning this amendment should be directed to Kwame Arhin, Planning & Program Manager, FHWA Maryland Division, at (410) 779-7158, or Ryan Long, Community Planner, FTA Region III, at (215) 656-7051.

Sincerely,

Digitally signed by RYAN A LONG  
Date: 2020.06.02 16:22:07  
-04'00'

Terry Garcia Crews  
Regional Administrator  
Federal Transit Administration, Region III

KWAME  
ARHIN

Gregory Murrill  
Division Administrator  
Federal Highway Administration

Digitally signed by KWAME ARHIN  
Date: 2020.06.03 07:15:24  
-04'00'

cc: Kevin Quinn, Maryland Transit Administration  
Tim Smith, Maryland State Highway Administration

## INTRODUCTION

The Transportation Improvement Program (TIP) is a requirement, under 49 U.S. Code 5303(j), and a prerequisite to receive federal funding to implement transportation projects in a metropolitan planning area. Typically spanning two- to four-years, the TIP includes highway, public transportation, and other surface transportation projects. The TIP is the responsibility of the Metropolitan Planning Organization (MPO), as stated in the Code of Federal Regulations (CFR) Title 49 Part 1410.324, to advance the program within a metropolitan planning area.

Hagerstown/Eastern Panhandle MPO (HEPMPO) is the designated MPO for the Hagerstown MD--WV--PA urbanized area (UZA) and its metropolitan planning area (Figure 1). UZAs are designated using the U.S. Census, most recently the 2010 U.S. Census, for places with populations greater than 50,000 and less than 200,000. Metropolitan planning areas are comprised of the UZA and the geographic area, agreed upon by the MPO and the Governor of the State, that is expected to become urbanized in the next 20-years (Figure 1). HEPMPPO is responsible for developing the TIP within the metropolitan planning area with each affected State Highway Agency and any involved public transit operator. Additionally, the small portion of Franklin County, PA within the metropolitan planning area is planned by the Franklin County MPO (FCMPO) through an existing memorandum of understanding with HEPMPPO. HEPMPPO is governed by the Interstate Council (ISC) policy board, comprised of representatives of the respective State departments of transportation, public transit operators, and local elected officials, to adopt and/ or amend the TIP.

Following adoption, the TIP is then considered for approval and inclusion into the respective State Transportation Improvement Program (STIP) for both Maryland and West Virginia. This inclusion of the TIP in the STIP is then approved by the appropriate Governor's office. This process can happen multiple times a year and requires HEPMPPO to work closely with Maryland Department of Transportation (MDOT) and West Virginia Department of Transportation (WVDOT).

In July 2012, a new transportation planning bill known as Moving Ahead for Progress in the 21st Century (MAP-21) Act. MAP-21 established new provisions for the MPO planning process that were designed to establish a transparent and accountable decision-making framework for identifying multi-modal capital investments and project priorities. Additionally, in December 2015, the Fixing America's Surface Transportation (FAST) Act passed with new performance-based planning and programming (PBPP) initiatives for the MPO planning processes introduced by MAP-21.

The TIP is required to be a fiscally balanced list of projects and it must detail how each project sponsor plans to implement a project within the timeframe of the TIP. Additionally, the TIP indicates all available public and private revenues and/ or resources expected to finance the program. This includes any or all innovative fiscal techniques or mechanisms to carry out the program. However, HEPMPPO may adopt revisions to the TIP to include other projects or funding sources if additional or alternative financial resources, not initially identified in the TIP, become available at a future date. Finally, if funding becomes available in the current fiscal year for a project listed in the TIP's subsequent years, that project can be advanced, or moved forward into the current fiscal year funding cycle without an amendment provided it follows criteria outlined in HEPMPPO's Public Participation Plan (PPP).

Federal legislation mandates the TIP be available in draft form for public input and review before formal adoption by the ISC. The ISC adopted a PPP that includes various strategies to engage local constituents using means such as newspaper publications, e-mail notifications, or other visualization techniques (e.g., maps, aerial photographs, pictures, infographics, simplified project/ program plans).

Further, legislation defines the TIP as a short-range, four-year listing of priorities for local, state, and federal projects and provides strategies consistent with the goals and objectives established in HEPMPO's Long Range Transportation Plan (LRTP). HEPMPO follows common transportation planning practices by developing its LRTP through the continuing, cooperative, and comprehensive process – referred to as the 3-C Planning Process. The LRTP considers an intermodal transportation system that is comprised of two distinct elements: highways and non-highway facilities. The highway element incorporates the preservation and safety, as well as aesthetic enhancements of bridges, highways, and streets. This also pertains to any new construction projects funded in part with federal funds, or projects deemed regionally significant because of air quality conformity implications (detailed below). The non-highway facilities component includes public transit services, and bicycle and pedestrian facilities.

The FY 2021 – 2024 TIP includes projects and improvements with anticipated implementation in the next four-year period. Additionally, projects programmed in the two-years following the FY 2021 – 2024 TIP are shown for informational purposes only. However, the primary purpose of the TIP is projects within FY 2021-2024. Programming funding for projects is based on a FY start date of July 1. Counties within HEPMPO with projects identified in the FY 2021 – 2024 TIP include: Washington County, Maryland; Berkeley County and Jefferson County, West Virginia.

Previously HEPMPO was required to determine transportation conformity on any new or amended TIP. Transportation conformity is a process required by the Clean Air Act (CAA) §176(c) which establishes the framework for improving air quality to protect public health and the environment. The goal of transportation conformity is to ensure that Federal Highway Administration (FHWA) and Federal Transit Administration (FTA) funding and approvals are given to highway and public transit activities that are consistent with air quality goals. However, effective October 24, 2016, the 1997 Primary Annual PM-2.5 National Ambient Air Quality Standards (NAAQS) were revoked in attainment and maintenance areas (see 81 FR 58009). Presently, all three counties in the HEPMPO region are in attainment. Therefore, HEPMPO will continue to monitor updates by EPA and conformity will be readdressed if EPA changes their standards.

While the TIP is primarily intended to identify federally funded projects, regulations also require identifying regionally significant projects, even if they are funded without federal assistance. Any non-federally funded projects meeting the regionally significant criteria have been identified and included in the TIP (Section 6.3).

The following agencies were provided opportunities for input into the development of this document, including WVDOT; MDOT; Maryland Transit Administration (MTA); Maryland State Highway Association (SHA); Pennsylvania Department of Transportation (PennDOT); Federal Highway Administration (FHWA) - both the Maryland and West Virginia offices; Federal Transit Administration (FTA); Washington County Transit (WCT);

Eastern Panhandle Transit Authority (EPTA); and other local governments. In addition, other interested parties were provided input opportunities through HEPMPO's adopted public comment process.



## **MARYLAND SECTION**

### **Maryland Project Selection Process**

MDOT manages the programmed projects for both metropolitan and rural projects, including those in Washington County. MDOT has the authority to obligate federal transportation funding for eligible projects. MDOT selects projects and provides project information and details for HEPMPO consideration and potential inclusion in the TIP. It is HEPMPO's responsibility to work with local government officials, organizations, special interest groups, and the general public to develop the local TIP, ensuring the planning process follows the 3-C Planning Process.

Project priorities have remained consistent over the last several TIP cycles and a primary focus has been placed on system maintenance and preservation. Major expansion projects have also been limited to a decline in purchasing power and inflation of the dollar not keeping pace with construction costs, despite population growth and continued development.

### **Maryland Transportation Projects**

Projects in the Washington County portion of the TIP are identified and proposed by MDOT and Washington County. Both agencies are also responsible for selecting, financing, and managing all projects. HEPMPO planning activities, in cooperation with local governments, may help provide supporting documentation for programmed transportation projects.

### **Maryland Prior Year Obligated Projects**

A list of Maryland Highway and Transit projects outlined in previous TIP years can be found in Appendix G.

### **Maryland Financial Plan**

Federal transportation regulations require HEPMPO to develop a fiscally balanced TIP. Funding sources and cost estimates for professional planning, professional engineering, right-of-way acquisition, and/ or construction for programmed projects in the first two-years of the TIP cannot exceed anticipated federal, state, and/ or local resources. MDOT must demonstrate financial constraint for each project programmed in the TIP for Washington County. Additionally, the financial considerations are conducted as part of the development of Maryland's STIP.

## Maryland Public Transportation Programs

Washington County Transit (WCT), formerly known as the County Commuter, is the program manager for FTA §5307 Urbanized Area Formula Program Grants funding for public transportation in Hagerstown, MD.<sup>1</sup> Washington County is the official recipient of these FTA §5307 funds and then, by agreement, sub-allocates the funds to WCT. In turn, WCT provides public transit services for Hagerstown and the surrounding areas in Washington County that are eligible for transit service. Eligibility requires being within ¼ of a mile of existing fixed routes currently offered by WCT. Currently, WCT recovers 50% of its operation costs less far revenues, while 80% of its capital improvement and preventative maintenance expenses, as well as planning expenditures, from FTA. Washington County is also required to provide WCT with cash funds, as well as in-kind services, to cover the remaining expenses required for local match of the FTA program.

In cooperation with MTA, WCT also receives funding for qualifying projects through FTA §5339 Buses and Bus Facilities Program Grants.<sup>2</sup> In the past, MTA has assisted WCT with matching funds for capital improvements such as vehicle maintenance and replacements covered under the FTA §5339 program.

## Maryland Federal-Aid Highway System Projects

Washington County, like other jurisdictions across the country, receives funding from the Federal Highway Trust Fund for use on designated federal-aid highway systems. This funding is generated through fuel taxes, as well as tire, truck, and trailer sales. Using their own priority ranking system, Washington County includes federal-aid systems in their Capital Improvement Program (CIP). Below is a listing of current projects contained in the adopted Washington County CIP FY 2020-2029. These projects are also included in HEPMPO's TIP as a line item project (W2021-07).

Project Name	Project Description	Funding Fiscal Year	Project Funding Total (000's)	Federal Funding
Crystal Falls Dr Bridge (W3051)	Repair two lane bridge	PE – FY 2015 CON - FY 2022	PE - \$373.7 CON - \$1,179.0	PE - \$299.0 CON - \$943.2

<sup>1</sup> **Urbanized Area Formula Program Grants (49 U.S.C. §5307)** makes Federal resources available to urbanized areas and to Governors for transit capital and operating assistance and for transportation related planning in urbanized areas. An urbanized area is a Census-designated area with a population of 50,000 or more as determined by the U.S. Department of Commerce, Bureau of the Census.

<sup>2</sup> **Buses and Bus Facilities Program Grants (49 U.S.C. §5339 / FAST Act Section 3017)** makes Federal resources available to States and designated recipients to replace, rehabilitate and purchase buses and related equipment and to construct bus-related facilities including technological changes or innovations to modify low or no emission vehicles or facilities. Funding is provided through formula allocations and competitive grants. A sub-program provides competitive grants for bus and bus facility projects that support low and zero-emission vehicles.

Project Name	Project Description	Funding Fiscal Year	Project Funding Total (000's)	Federal Funding
<b>Keedysville Rd Bridge (W5651)</b>	Rehab stone arch bridge	PE – FY 2015 CON - FY 2021 CON - FY 2022	PE - \$257.6 CON - \$676.0 CON - \$676.0	PE - \$206.1 CON - \$540.8 CON - \$540.8
<b>Roxbury Rd. Bridge (W5372)</b>	Repair two lane bridge	PE-FY 2015 CON – FY 2024 CON – FY 2025	PE - \$418.2 CON - \$1,363.0 CON - \$1,363.0	PE - \$334.6 CON - \$1,090.4 CON - \$1,090.4
<b>Halfway Boulevard Bridges (W0912)</b>	Repair Bridges	PE – FY 2018 CON – FY 2021 CON – FY 2022	PE - \$206.5 CON - \$1,007.0 CON - \$882.0	PE - \$165.2 CON - \$805.6 CON - \$705.6

Source: Washington County Capital Improvement Plan FY 2020

### Maryland Projects Between Funding Stages

In addition to the federal-aid highway system project, under which funding is provided to counties, Washington County also programs various highway projects in its CIP using local, non-federal, and/ or non-state funding sources. It is not uncommon for Washington County to program construction dollars over multiple fiscal years for the purpose of accruing all needed project funds prior to beginning actual project construction. These projects may be eligible for alternative federal funding (e.g., competitive grants).

Project Name	Project Description	Funding Fiscal Year	Project Funding Total (000's)	Federal Funding
<b>Eastern Boulevard Extended (W2017-09)</b>	Construct new 4-lane road	PE - FY 2016 CON – FY2025	PE - \$199.2 CON - \$7,000.0	PE - \$88.9 CON - \$0.0

Source: Washington County Capital Improvement Plan FY 2020

## WEST VIRGINIA SECTION

### West Virginia Project Selection Process

WVDOT manages the programmed highway projects for both Berkeley and Jefferson Counties. WVDOT has the authority to obligate federal transportation funding for eligible projects. WVDOT selects projects and provides project information and details for HEPMPO consideration and potential inclusion in the TIP. HEPMPO works with local government officials, organizations and the public to develop the local TIP, ensuring the planning process follows the 3-C Planning Process.

New to the FY 2021 – 2024 TIP, WVDOT worked with HEPMPO to group projects based on “Groupable Buckets” mirroring their 2020-2025 STIP. Projects with a phase cost larger than \$10,000,000, safety projects, new traffic signal projects, new; lane additions, new roads or bridge, expansion projects that add capacity, and projects that affect air quality are not considered groupable. All other projects will be considered groupable under the new STIP/ TIP operating guidelines. The new groupable bucket groups are as follows:

Bucket Group	Bucket Program Name	Bucket Program Description
1	Bridge Program	Inspections; Bridge Replacement; Bridge Rehabilitation; Bridge and Concrete Overlays/Sealers; Bridge Clean & Paint
2	Community Development and Connectivity Program	Metropolitan Planning; Community Development; Bike and Pedestrian Projects
3	Localized Mobility Improvement Program	Slide Correction; Road/Curve Improvement; New Road/Bridge Construction; Add Auxiliary Lane; New Lane Construction
4	Planning and Workforce Development Program	Workforce Development; Training; Statewide Planning and Research Program; Metropolitan Planning Program
5	Regional Mobility Program	New Road/Bridge Construction; APD Program; Other
6	Resurfacing Program	Fed Aid (FA) Other Resurfacing; FA Interstate Resurfacing; APD Program; Safety Improvement
7	Traffic Program	Traffic Signals; Striping; Signing; Safety Improvement; RR signals; Lighting
8	Transit Program	Section 5304, 5307, 5310, 5311, 5329, 5337, 5339

WVDOH Groupable Projects				
TIP ID	Project Name	Project Program	Groupable/ Not Groupable	Performance Measure
B2016-01	Martinsburg Train Station Corridor	Community Development	G	PM1
B2017-02	Rock Cliff I/S Improvements	Traffic Program	NG	PM1 & PM3
B2017-03	Middleway Bridge	Bridge Program	G	PM2
B2019-04.01	I-81 Lighting	Traffic Program	G	PM1
B2019-05.02	Martinsburg Train Station Corridor	Community Development	G	PM1
B2019-07.02	Harold Drive Extension	Localized Mobility	G	PM3
B2019-08	WV 45 Apple Harvest Dr Widening	Regional Mobility	NG	PM1 & PM3
B2019-09	Tabler Station I/C Improvements	Regional Mobility	NG	PM3
J2008-08	VA Line to Charles Town Rd (GO Bond)	Regional Mobility	NG	PM1
J2014-05	Shepherdstown Bike Path	Community Development	G	PM1
J2015-05	US 340 Rock Slide Investigation	Regional Mobility	NG	PM2
J2017-01	Ranson 5th Ave Complete Street	Community Development	G	PM1
J2017-03	Harpers Ferry High St	Community Development	G	PM1
J2019-05.03	Charles Town Augustine Ave	Community Development	G	PM1
J2019-05.04	Flowing Springs Park Trail	Community Development	G	PM1
J2019-05.05	Loudon Heights AT Relocation	Community Development	G	PM1
J2019-05.06	Armory Canal Trail	Community Development	G	PM1
J2019-07.01	MARC Strategic Ridership	Community Development	G	PM3
J2020-01	Daniel Road	Traffic Program	G	PM1
B2021-01	D-5 Recall Striping	Resurfacing Program	G	PM2
B2021-02	Exit 12, 13, 14 Ramp	Resurfacing Program	G	PM2
B2021-04	Inwood - Tablers Station	Resurfacing Program	G	PM2
B2021-05	Inwood - Tabler Station	Resurfacing Program	G	PM2
B2021-06	Martinsburg - Winchester Ave	Resurfacing Program	G	PM2
B2021-07	Rest Area - Inwood	Resurfacing Program	G	PM2
B2021-08	Roadway Striping (D5)	Resurfacing Program	G	PM2
B2021-09	US11 TWLTL Extension	Traffic Program	NG	PM3

J2021-01	Charles Town - Halltown	Resurfacing Program	G	PM2
J2021-02	US340 (VA Line - Charles Town Rd) GARVEE 3 Payback	Regional Mobility	NG	PM1
J2021-03	Evitts Creek Br/ Bloomery (GO Bond 2/3)	Bridge Program	G	PM3
B2021-10	Eagle School Road (GO Bond 2/3)	Resurfacing Program	G	PM2
J2021-04	Bardane - Charles Town Road (GO Bond 2/3)	Resurfacing Program	G	PM2
B2021-11	Hedgesville HS Bridge (GO Bond 2/3)	Bridge Program	G	PM2
B2021-12	Martinsburg ADA Ramps +5	Community Development	G	PM1
J2021-05	W Washington Street	Community Development	G	PM1
B2021-13	Martinsburg +1	Resurfacing Program	G	PM2
B2021-14	Marlowe - MD State Line	Resurfacing Program	G	PM2
B2021-15	Glengary - Buck Hill	Resurfacing Program	G	PM2
B2021-16	Back Creek - Hedgesville	Resurfacing Program	G	PM2
B2021-17	Hedgesville - Welltown	Resurfacing Program	G	PM2
B2021-18	Hedgesville ADA Ramps +2	Community Development	G	PM1
J2021-06	VA State Line - Mountain Mission	Resurfacing Program	G	PM2
J2021-07	Shepherdstown +2	Resurfacing Program	G	PM2
J2021-08	Halltown - Harpers Ferry	Resurfacing Program	G	PM2
J2021-09	US 340 Left Turn Lane	Traffic Program	G	PM3
J2021-10	Bolivar - Harpers Ferry +2	Community Development	G	PM1
J2021-11	Shepherdstown ADA Ramps +2	Community Development	G	PM1



EPTA Groupable Projects				
TIP ID	Project Name	Project Program	Groupable/ Not Groupable	Performance Measure
WVT2021-01.1	Operating Assistance - Section 5307	Transit Program	G	Transit
WVT2021-02.1	Capital Assistance - Preventative Maintenance	Transit Program	G	Transit
WVT2021-02.2	Capital Assistance - Driver pads/Data Collection	Transit Program	G	Transit
WVT2021-02.3	Capital Assistance - Miscellaneous Equipment	Transit Program	G	Transit
WVT2021-03.1	Capital Assistance - Section 5339	Transit Program	G	Transit
WVT2021-05	Capital Assistance - Facility and Office Maintenance	Transit Program	G	Transit
WVT2021-05.2	Capital Assistance - Passenger Amenity	Transit Program	G	Transit
WVT2021-06	Capital Assistance - ADA Minivans	Transit Program	G	Transit
WVT2021-07	Mobility Management Assistance - Section 5310	Transit Program	G	Transit
WVT2021-08	Section 5339 - Buses and Bus Facilities Infrastructure Investment Program	Transit Program	G	Transit
WVT2021-09	Medium Duty Commuter Bus	Transit Program	G	Transit

Project priorities have remained consistent over the last several TIP cycle and a primary focus has been placed on system maintenance and preservation. Major expansion projects have also been limited to a decline in purchasing power and inflation of the dollar not keeping with construction costs, despite population growth and continued development.

#### **West Virginia Transportation Projects**

Projects in the Berkeley and Jefferson County portions of the TIP are identified and proposed by WVDOT. The projects are developed and presented by WVDOT and they have final responsibility for selecting, financing, and managing all projects. HEPMPO planning activities, in cooperation with the local governments, may help to identify and provide supporting documentation for the programmed transportation projects. Projects proposed through the HEPMPO planning process are considered by WVDOT on a statewide basis and programmed at the discretion of WVDOT.

Starting in 2020, WVDOT worked with HEPMPO to fit where appropriate projects their new STIP grouped categories and document each project's support to helping achieve specific performance measures targets. HEPMPO worked closely with WVDOT to group projects appropriately and this is reflected in FY 2021 – 2024 TIP.

#### **West Virginia Projects Outside of TIP Funding Years**

At times it may be necessary for WVDOT to advise HEPMPO about projects with funding allocated in a fiscal year beyond the current four-year funding cycle. These are projects with future funding identified by WVDOT and will be amended when the project falls within the timeframe of the current TIP. Currently, there are no projects outside funding years for the FY 2021 – 2024 TIP.

#### **West Virginia Prior Year Obligated Projects**

A list of West Virginia Highway and Transit projects outlined in previous TIP years can be found in Appendix H.

#### **West Virginia Financial Plan**

Federal transportation regulations require HEPMPO to develop a fiscally balanced TIP. Funding sources and cost estimates for professional planning, professional engineering, right-of-way acquisition, and/ or construction for programmed projects in the first two-years of the TIP cannot exceed anticipated federal, state, and/ or local resources. WVDOT must demonstrate financial constraint for each project programmed in the TIP for Berkeley and Jefferson Counties. Additionally, financial considerations are conducted as part of the development of West Virginia's STIP. WVDOT and HEPMPO work cooperatively in developing the region's TIP and demonstrating fiscal constraint.

#### **West Virginia Public Transportation Programs**

The Eastern Panhandle Transit Authority (EPTA) is the program manager for FTA §5307 Urbanized Area Formula Program Grants funding for public transportation in Berkeley and Jefferson Counties. Unlike WCT, EPTA is a direct recipient of FTA funding. EPTA provides public transit services for the City of Martinsburg and other municipalities/ areas within Berkeley and Jefferson Counties.

In previous years, EPTA operated as one of the state's rural transit providers and received funding for qualifying projects through the FTA §5339 Buses and Bus Facilities Program Grants. While under the rural program, West Virginia Department of Public Transit (WVDPT) assisted EPTA with matching funds for capital improvements, such as vehicle maintenance and replacements under the FTA §5339 Buses and Bus Facilities Program Grants. However, EPTA has since transitioned into a fully-funded direct recipient of FTA §5307 funding and will be required to secure more local funding to meet the match requirements for operating, capital, and planning expenses.

Under the small urban transit system program status, EPTA recovers 50% of its operating costs less far revenues, while 80% of its capital improvement and preventative maintenance expenses, as well as planning expenditures, gets allocated by FTA as an urban system. EPTA uses

various methods, such as advertising and soliciting support from county or municipal government, to offset the remaining funding required for local match with the FTA program. In general, WVDOT, EPTA, and HEPMPO work cooperatively when developing HEPMPO's TIP and demonstrating fiscal constraint.

## **PENNSYLVANIA SECTION**

### **Franklin County Metropolitan Planning Organization**

Following completion and interpretation of the results from the 2010 Decennial Census, additional areas in Franklin County, including Greencastle, were included in HEPMPO's UZA. In addition, a new urbanized area was also designated around the Town of Chambersburg. As a result of these new designations, the Franklin County Metropolitan Planning Organization (FCMPO) was formed. It was the stated desire of the newly designated FCMPO to manage the transportation planning efforts for the entire county, including the areas that are technically located within HEPMPO. After much collaboration between PennDOT, MDOT, FCMPO, and HEPMPO, a memorandum of understanding (MOU) was drafted and signed by the chairpersons from both MPOs. In the memo it states that all planning activities, including LRTP development, TIP management, and UPWP planning, would be handled by FCMPO. In order to maintain a bond between FCMPO and HEPMPO, a reciprocal non-voting member of each organization is invited to attend regularly scheduled meetings. A copy of the executed MOU is included in Appendix D.

Following the completion of the 2010 Decennial Census, additional areas in Franklin County, PA, including Greencastle, were included in the designated urbanized area of the HEPMPO. A new urbanized area was also designated around the Town of Chambersburg, PA. As a result of these new designations, the Franklin County Metropolitan Planning Organization (FCMPO) was formed. It was the stated desire of the newly designated FCMPO to manage the transportation planning efforts in the entire County of Franklin, including the areas located within the HEPMPO. After much collaboration between the PennDOT, MDOT, FCMPO and HEPMPO, a memorandum of understanding was drafted and signed by the respective MPO chairpersons stating that all planning activities including LRTP development, TIP management, and the Unified Planning Work Program (UPWP) planning will be handled by the FCMPO. In order to maintain a bond between the two MPO's, a reciprocal non-voting member of each organization is invited to attend regular meetings. A copy of the executed MOU is included in Appendix D.

## **TRANSPORTATION CONFORMITY**

Effective October 24, 2016, the 1997 Primary Annual PM<sub>2.5</sub> National Ambient Air Quality Standards (NAAQS) was revoked in attainment and maintenance areas (see 81 FR 58009). Presently, all counties within the HEPMPO region are in attainment for all critical pollutants. Therefore, conformity analysis for the FY 2021 – 2024 TIP is not required.

The following information, while no longer applicable to HEPMPO, has been kept within the FY 2021 – 2024 TIP as documentation of past regulations and compliance by the HEPMPO.

### **Background of Transportation Conformity**

The Clean Air Act (CAA) was passed in 1970 with its main objective has been to protect air quality and reduce air pollution. The CAA has been amended several times since its inception with the last major amendments occurring in 1990. In its current form, the CAA establishes standards, known as the National Ambient Air Quality Standards (NAAQS), aimed at protecting sensitive populations (e.g., asthmatics, children, elders) and the environment (i.e., limiting smog and acid rain, negative health impacts). These standards are governed by the U.S. Environmental Protection Agency (EPA) and periodically reviewed and revised, when deemed appropriate, to improve air quality. Under the latest version of the CAA, transportation planning and air quality are inextricably linked by ensuring the U.S. Department of Transportation (USDOT) cannot fund, authorize, or approve Federal actions to support programs and/ or projects that do not conform to CAA standards. Federal transportation agencies, mainly FHWA and FTA, regulate transportation conformity by requiring emissions analyses every three-years or when TIPs, or alternative transportation plans, are updated.

### **HEPMPO Attainment Status**

While HEPMPO functions as one urbanized unit consisting of three states and four counties, the EPA-designated attainment areas in the region are determined on a county-by-county basis. Previously, portions of the MPO planning area were designated to be in non-attainment for two of the six defined NAAQS, including ozone and fine particulate matter (PM<sub>2.5</sub>), while Franklin County, PA has been found to be in attainment for all NAAQS monitored by the EPA.

#### **Ozone**

In December 2002, Washington County, Berkeley County, and Jefferson County entered into agreements with the EPA to take a proactive approach to reduce air pollution in their respective regions, in accordance with the adopted standards for ozone. In April 2004, all three counties were found to be in non-attainment for newly adopted ozone standards but were given a deferred status due to Early Action Compact (EAC) agreements with the EPA. On April 15, 2008, all three counties were designated as being

in attainment for the 8-Hour Ozone NAAQS after demonstrating compliance through their respective EAC's.<sup>3</sup> However, if changes to the ozone standards are implemented at a more restrictive level in the future, it could result in a re-designation of non-attainment. Therefore, the MPO staff will continue to monitor the progress of this issue and will respond appropriately.

#### **Fine Particulate Matter (PM<sub>2.5</sub>)**

In April 2005, the EPA announced final attainment designations for PM<sub>2.5</sub> across the country. As part of the process, Washington County and Berkeley County were designated as non-attainment areas for fine particulate matter. With the implementation of these designations, the EPA required all non-attainment areas to demonstrate transportation conformity by April 2006.

In January 2010, the EPA determined that both Washington County, MD and Berkeley County, WV have met the PM<sub>2.5</sub> standard based on three consecutive years of "clean" monitoring data. Because of this designation, the West Virginia Department of Environmental Protection (WVDEP) and the Maryland Department of Environment (MDE) submitted air quality attainment and maintenance plans (SIPs) to the EPA (on August 5, 2013 and December 12, 2013, respectively).

On November 25, 2014, the EPA approved the State of West Virginia's request to redesignate to attainment the West Virginia portion of the Martinsburg-Hagerstown, WV-MD nonattainment area (the Martinsburg Area or Area) for the 1997 annual fine particulate matter (PM<sub>2.5</sub>) national ambient air quality standard (NAAQS).<sup>4</sup> The EPA also approved, as a revision to the West Virginia State Implementation Plan (SIP), the associated maintenance plan to show maintenance of the 1997 annual PM<sub>2.5</sub> NAAQS through 2025 for the Area. As part of the action, the EPA determined that the Martinsburg Area continues to attain the 1997 annual PM<sub>2.5</sub> NAAQS. The maintenance plan includes the 2017 and 2025 PM<sub>2.5</sub> and nitrogen oxides (NO<sub>x</sub>) mobile vehicle emissions budgets (MVEBs) for Berkeley County, West Virginia for the 1997 annual PM<sub>2.5</sub> NAAQS which EPA approved for transportation conformity purposes. Furthermore, the EPA approved, as a revision to the West Virginia SIP, the 2007 base year emissions inventory for the Area for the 1997 annual PM<sub>2.5</sub> NAAQS. The actions were taken under the Clean Air Act (CAA).

Subsequently, on December 16, 2014, the EPA approved Maryland's redesignation request for the Maryland portion of the Martinsburg-Hagerstown, WV-MD Nonattainment Area (the Martinsburg Area or Area) for the annual PM<sub>2.5</sub> National Ambient Air Quality Standards (NAAQS) to Attainment status.<sup>5</sup> The Maryland portion of the Martinsburg Area is comprised of only Washington County. As stated above, the EPA found that the Martinsburg Area attained the standard and continues to attain the standard. In addition, the EPA approved, as a revision to the Maryland State Implementation Plan (SIP), the Washington County maintenance plan to show maintenance of the 1997 annual PM<sub>2.5</sub> NAAQS through 2025 for the Maryland portion of the Area. The maintenance

---

<sup>3</sup> [Agency / Docket #s EPA-HQ-OAR-2008-0006; FRL-8550-1]

<sup>4</sup> [Agency / Docket #s EPA-R03-OAR-2013-0690; FRL-9919-65-Region 3]

<sup>5</sup> [Agency / Docket #s EPA-R03-OAR-2014-0281; FRL-9920-42-Region 3]

plan includes the 2017 and 2025 PM<sub>2.5</sub> and nitrogen oxides (NO<sub>x</sub>) mobile vehicle emissions budgets (MVEBs) for Washington County, Maryland for the 1997 annual PM<sub>2.5</sub>NAAQS, which EPA proposed to approve for transportation conformity purposes. The actions were being taken under the Clean Air Act (CAA).

A transportation air quality conformity analysis for PM<sub>2.5</sub> performed for HEPMPO's FY 2014-2017 TIP and the 2040 Long Range Transportation Plan was found in conformance by the US EPA, FTA and FHWA on July 1, 2014.

#### **Conformity Determination Process & Findings**

Due to the revocation of the 1997 Primary Annual PM<sub>2.5</sub> NAAQS, a conformity determination was not needed for preparation of the FY 2021-2024 TIP.

#### **Other Non-Federally Funded, Regionally Significant Projects**

While most regionally significant transportation projects within the HEPMPO region are implemented with State or Federal funding, some projects are occasionally funded using developer contributions, local contributions, or sometimes a combination of both. Since no Federal or State funds are involved with these projects, they do not appear on the list of proposed projects within the FY2021-2024 TIP.

Projects that meet these criteria in Washington County include:

Project Name	Project Description	Est. Start of Construction	Est. Cost (000's)
Eastern Boulevard Widening Phase 1	Widen roadway from 2 lanes to 4 lanes	FY 2021	\$8,967.1

Source: Washington County Capital Improvement Plan FY 2020



## PERFORMANCE MEASURES

### Transit Asset Management

Under the requirements of MAP-21, the Federal Transit Administration (FTA) Transit Asset Management Final Rule was published July 26, 2016 in the Federal Register and became effective October 1, 2016. The final rule established minimum Federal requirements for transit asset management that include:

- Establishing Transit Asset Management (TAM) Performance Targets
- Coordinating the Performance Targets with the State DOTs and MPOs
- Develop of Transit Asset Management Plans (TAMP)
- Reporting of asset inventories, conditions, and performance measures through the National Transit Database

The above requirements apply to all recipients of Federal financial assistance under 49 U.S.C. Chapter 53 who own, operate, or manage public transportation capital assets. Transit Asset Management (TAM), is a model that uses the condition of assets to guide the optimal prioritization of funding at transit agencies in order to keep transit networks in a State of Good Repair (SGR).

The FTA is implementing TAM using a two-tiered approach in order to reduce TAM requirements for agencies operating smaller fleets. They are defined as such:

- Tier I: A Tier I provider is a recipient who owns, operates, or manages 101 or more vehicles in revenue service during peak regular service across all fixed route modes or in any one non-fixed route mode, or who operates rail transit.
- Tier II: A Tier II provider is a recipient who owns, operates, or manages 100 or fewer vehicles in revenue service during peak regular service across all non-rail fixed route modes or in any one non-fixed route mode; a sub-recipient under the 5311 Rural Area Formula program; a sub-recipient under the 5310 Seniors and Individuals with Disabilities program who operates an open-door service; or any American Indian tribe.

Within the HEPMPO region, both the Washington County Transit (WCT) and Eastern Panhandle Transit Authority (EPTA) are classified as Tier II operators. The final performance measures that all Tier II Locally Operated Transit Services (LOTS) will be required to adopt are:

- **Rolling Stock (Revenue Vehicles):** Percent (%) of revenue vehicles within a particular asset class that have met or exceeded their useful life benchmark
- **Facilities:** Percent (%) of facilities with a condition rating below 3.0 on the FTA Transit Economic Requirements Model (TERM) scale
- **Infrastructure (Guideway):** Percent (%) of guideway directional route miles with performance restrictions by class (*not applicable to the HEPMPO region*)

- **Equipment (Non-revenue vehicles):** Percent (%) of vehicles that have met or exceeded their useful life benchmark

To create consistency across Maryland, the Maryland Transit Authority (MTA) coordinated the participation between all the Tier II LOTS to develop a single set of unified TAM performance targets. These targets were then adopted by WCT and are shown in the charts below. Similarly, the West Virginia Division of Public Transit (WVDPT) also coordinated with all the Tier II LOTS in West Virginia to develop a single set of unified TAM performance targets. EPTA then adopted the targets shown in the charts below. Per the requirements of the TAM Final Rule, HEPMPO coordinated with MTA and WV DPT to establish the performance targets for the categories listed above. HEPMPO acknowledges that the transit projects contained within the TIP will help achieve the SGR targets.

#### **Maryland – Washington County Transit (WCT)**

The WCT performance targets are as follows:

##### **Rolling Stock (Revenue Vehicles): % of assets at or past their useful life <sup>6</sup>**

Asset Class (NTD)*	Baseline (% past useful life)	FY 2021 Targets
<b>Bus (Heavy and Medium Duty)</b>	26%	18%
<b>Cutaway Bus</b>	27%	32%
<b>Automobile</b>	27%	64%
<b>Van</b>	27%	25%

\* The National Transit Database (NTD), administered by FTA

##### **Equipment (Non-revenue vehicles): % of assets at or past their useful life <sup>6</sup>**

Asset Class (NTD)*	Baseline (% past useful life)	FY 2021 Targets
<b>Trucks/ Other Rubber Tire Vehicles</b>	37%	44%

\* The National Transit Database (NTD), administered by FTA

<sup>6</sup> Maryland MTA TAM Baseline and FY 2021 Targets adopted January 20, 2021.

**Facilities: % of assets rated below condition '3' on the TERM scale <sup>6</sup>**

Asset Class (NTD)*	Baseline (% below '3' on TERM Scale)	FY 2021 Targets
Administrative/ Maintenance	0%	0%
Passenger / Parking	0%	0%

\* The National Transit Database (NTD), administered by FTA

**West Virginia – Eastern Panhandle Transit Authority (EPTA)**

**EPTA Performance Targets <sup>7</sup>**

Category	Class	2020 Targets	2020 Actual	2021 Targets
Rolling Stock	12-Year / 500K Miles	94%	99%	100%
	10-Year / 350K Miles	85%	95%	96%
	7-Year / 200K Miles	85%	79%	82%
	5-Year / 150K Miles	88%	88%	90%
	4-Year / 100K Miles	89%	89%	90%
Facility	Admin, Maintenance, Storage	100%	100%	100%
	Transfer Center	100%	100%	100%
Equipment	Support Vehicles	77%	94%	95%
	Maintenance-Equipment	100%	45%	50%

\* The National Transit Database (NTD), administered by FTA

<sup>7</sup> West Virginia DPT TAM FY 2021 Targets adopted October 21, 2020.

## Transit Safety Performance Measures

On July 19, 2018, FTA published the Public Transportation Agency Safety Plan (PTASP) Final Rule, which requires certain operators of public transportation systems that receive federal funds under FTA's Urbanized Area Formula Grants to develop safety plans that include the processes and procedures to implement Safety Management Systems (SMS). The rule applies to all operators of public transportation systems that are recipients and sub-recipients of federal financial assistance under the Urbanized Area Formula Program (49 U.S.C. § 5307) and all rail transit operator recipients.

As described in FTA's National Public Transportation Safety Plan, transit providers must establish by mode seven safety performance targets in four categories:

- Fatalities: Total number of fatalities reported to NTD and rate per total vehicle revenue miles (VRM) by mode.
- Injuries: Total number of injuries reported to NTD and rate per total VRM by mode.
- Safety Events: Total number of safety events reported to NTD and rate per total VRM by mode.
- System Reliability: Mean distance between major mechanical failures by mode

HEPMPO is required to set performance targets for each performance measure, per 23 C.F.R. § 450.306. Those performance targets must be established 180 days after the transit agency established their performance targets. Per 49 C.F.R. § 673.15(b), MTA, EPTA and WCT have coordinated with HEPMPO in the selection safety performance targets.

### Maryland - Maryland Transit Administration

Mode of Transit Service	Fatalities	Fatalities (per 1M VRM)	Injuries	Injuries (per 1M VRM)	Safety Events	Safety Events (per 1M VRM)	System Reliability (MDBF)
Local Bus	3	0.1	148	7.4	90	4.5	6,000
Light Rail	1	0.4	12	4.6	25	9.6	900
Metro Subway	0	0.0	30	7.5	10	2.5	4,200
Mobility	0	0	85	4.6	25	1.4	15,000
Commuter Bus	0	0	0	0	0	0	25,000

\* MDOT MTA Safety Performance Targets, 2021

### Maryland - Washington County Transit

Mode of Transit Service	Fatalities	Fatalities (per 100k VRM)	Injuries	Injuries (per 100k VRM)	Safety Events	Safety Events (per 100k VRM)	System Reliability (VRM/Failures)
Fixed Route	0	0	0	0	0	0	*Not previously tracked
Paratransit	0	0	0	0	0	0	*Not previously tracked

\* WCT Safety Performance Targets, 2020

### West Virginia – Eastern Panhandle Transit Authority

Mode of Transit Service	Fatalities	Fatalities (per 700k VRM)	Injuries	Injuries (per 700k VRM)	Safety Events	Safety Events (per 700k VRM)	System Reliability (VRM/Failures)
Bus Service	0	0.05	10	10	10	10	Major Failures: > 80,000 miles Minor Failures: > 3,200 miles
Mode of Transit Service	Fatalities	Fatalities (per 300k VRM)	Injuries	Injuries (per 300k VRM)	Safety Events	Safety Events (per 300k VRM)	System Reliability (VRM/Failures)
Demand Response Service	0	0.05	5	5	5	5	Major Failures: > 80,000 miles Minor Failures: > 3,200 miles

\* EPTA Safety Performance Targets, 2020

## **Safety Performance Measures**

On March 15, 2016, the FHWA published the Safety Performance Management Measures (PM1) Final Rule in the Federal Register with an effective date of April 14, 2016. Safety Performance Management is part of the overall FHWA Transportation Performance Management (TPM) program. The Safety PM Final Rule supports the Highway Safety Improvement Program (HSIP), as it establishes safety performance measures to implement the HSIP and to assess serious injuries and fatalities on all public roads.

The Safety PM Final Rule establishes five performance measures as the five-year rolling averages for:

1. Number of Fatalities;
2. Rate of Fatalities per 100 Million Vehicle Miles Traveled (VMT);
3. Number of Serious Injuries;
4. Rate of Serious Injuries per 100 Million VMT; and
5. Number of Non-motorized Fatalities and Non-motorized Serious Injuries.

The rule also established the process for DOTs and MPOs to use for defining and reporting their annual safety targets. MPOs are required to establish targets within 180 days after the State DOT's targets are established and reported to FHWA by either agreeing to plan and program projects so that they contribute toward the accomplishment of the State DOT targets or committing to quantifiable targets for the metropolitan planning area. The final rule also explicitly states that State DOTs and MPOs must coordinate on targets as much as possible.

Pursuant to the requirements outlined in the Safety PM final rule, HEPMPO engaged in discussions, analysis, and goal-setting workshops with the MDOT and WVDOT to establish state-wide safety targets. In compliance with the final rule, the HEPMPO ISC, at their October 16, 2019 and January 15, 2020 meetings, voted to adopt and incorporate the MDOT and WVDOT safety targets. HEPMPO acknowledges that the highway projects contained within the TIP will help achieve the Safety PM targets.

The PM1 targets for Maryland and West Virginia are listed in the tables on the following page:



### Maryland Highway Safety Targets <sup>8</sup>

	2017	2018	2019	2020	2021
<b>Fatalities</b>	429	416	435	526.4	420.6
<b>Serious Injuries</b>	3,294	3,171	3,211.1	3,093.6	2,905.8
<b>Fatality Rate</b>	0.70	0.68	0.771	0.884	0.742
<b>Serious Injury Rate</b>	5.86	5.64	5.702	5.221	5.075
<b>Non-motorized Fatalities and Serious Injuries</b>	473	459	439.9	615.6	467.7

### West Virginia Highway Safety Targets <sup>9</sup>

	2017	2018	2019	2020	2021
<b>Fatalities</b>	288.8	281.8	274.2	271.4	263.7
<b>Serious Injuries</b>	1,367.6	1,211.3	1,123.5	1,040.1	1002.4
<b>Fatality Rate</b>	1.443	1.456	1.470	1.465	1.457
<b>Serious Injury Rate</b>	6.533	6.036	5.629	5.326	5.023
<b>Non-motorized Fatalities and Serious Injuries</b>	98.0	89.2	91.6	91.5	86.2

<sup>8</sup> Maryland Highway Safety Targets for FY 2021 adopted January 20, 2021.

<sup>9</sup> West Virginia Highway Safety Targets for FY 2020 adopted October 21, 2020.

## **Pavement and Bridge Condition Performance Measures**

On January 18, 2017, The FHWA published the Pavement and Bridge Conditions Performance Measures (PM2) Final Rule in the Federal Register - effective date of May 20, 2017. These PM established measures for State DOTs to carry out the National Highway Performance Program (NHPP) and to assess the condition of pavements on: the non-Interstate National Highway System (NHS); pavements on the Interstate System; and bridges carrying the NHS, including on- and off-ramps connected to the NHS.

The Pavement PM established four performance measures:

1. Percent (%) of Interstate pavements in Good condition
2. Percent (%) of Interstate pavements in Poor condition
3. Percent (%) of non-Interstate NHS pavements in Good condition
4. Percent (%) of non-Interstate NHS pavements in Poor condition

The Bridge PM established two performance measures:

1. Percent (%) of NHS bridges by deck area classified as in Good condition
2. Percent (%) of NHS bridges by deck area classified as in Poor condition

The rule also established the process for State Departments of Transportation (DOTs) and Metropolitan Planning Organizations (MPOs) to use to establish and report on their annual pavement and bridge condition targets. MPOs are required to establish targets within 180 days after the State DOT's targets are established and reported to FHWA by either agreeing to plan and program projects so that they contribute toward the accomplishment of the State DOT targets or committing to quantifiable targets for the metropolitan planning area. The final rule also explicitly states that State DOT's and MPO's must coordinate on targets to the maximum extent possible.

Pursuant to the requirements outlined in the Bridge and Pavement PM final rule, HEPMPO engaged in discussions, analysis, and goal-setting workshops with the Maryland DOT and West Virginia DOT to establish state-wide safety targets. In compliance with the final rule, the HEPMPO Interstate Council, at their August 22, 2018 Council Meeting, voted to adopt and incorporate the Maryland DOT and West Virginia DOT Bridge and Pavement Condition targets. HEPMPO acknowledges that the highway projects contained within the TIP will help achieve the Bridge and Pavement Condition PM targets.

The targets for each State are listed in the tables below:

**Maryland Bridge and Pavement Condition Targets <sup>10 11</sup>**

Measure	Baseline	Two-Year	Four-Year
<b>Pavements in Good Condition on Interstate (%) – 2018-2022</b>	60.4%	54.7%	50.0%
<b>Pavements in Poor Condition on Interstate (%) – 2018-2022</b>	0.5%	0.7%	2.0%
<b>Pavements in Good Condition on non-Interstate NHS (%) – 2018-2022</b>	33.0%	32.2%	30.0%
<b>Pavements in Poor Condition on non-Interstate NHS (%) – 2018-2022</b>	7.0%	6.8%	8.0%
<b>Bridges in Good Condition on NHS (%) – 2018-2022</b>	27.4%	23.6%	28.4%
<b>Bridges in Poor Condition on NHS (%) – 2018-2022</b>	2.3%	2.7%	2.4%

**West Virginia Bridge and Pavement Condition Targets <sup>12</sup>**

Measure	Baseline	Two-Year	Four-Year
<b>Pavements in Good Condition on Interstate (%)</b>	73.4%	80.6%	75.0%
<b>Pavements in Poor Condition on Interstate (%)</b>	0.1%	0.0%	4.0%
<b>Pavements in Good Condition on non-Interstate NHS (%)</b>	40.9%	43.0%	45.0%
<b>Pavements in Poor Condition on non-Interstate NHS (%)</b>	1.2%	2.0%	5.0%
<b>Bridges in Good Condition on NHS (%)</b>	13.9%	11.6%	11.0%
<b>Bridges in Poor Condition on NHS (%)</b>	11.9%	13.5%	14.0%

<sup>10</sup> Maryland Pavement Condition Targets for 2018-2022 adopted January 20, 2021.

<sup>11</sup> Maryland Bridge Condition Targets for 2018-2022 adopted January 20, 2021.

<sup>12</sup> West Virginia Bridge and Pavement Condition Targets for 2017-2021 adopted January 20, 2021.

### **System Performance/Freight/Congestion Mitigation and Air Quality (CMAQ) Performance Measures**

On January 18, 2017, The Federal Highway Administration (FHWA) published the System Performance/Freight/CMAQ Performance Measures (PM3) Final Rule in the Federal Register, with an effective date of May 20, 2017. The PM establishes measures for State DOTs and MPOs will use to report on the performance of the Interstate and non-Interstate National Highway System (NHS) to carry out the NHPP: freight movement on the Interstate system to carry out the National Highway Freight Program (NHFP); and traffic congestion and on-road mobile emissions for the purpose of carrying out the CMAQ Improvement Program.

The System Performance/Freight/CMAQ PMs established six performance measures, including:

1. Percent (%) of reliable person-miles traveled on the Interstate
2. Percent (%) of reliable person-miles traveled on the non-Interstate NHS
3. Percent (%) of Interstate system mileage providing for reliable truck travel time
4. Total emissions reductions by applicable pollutants under the CMAQ program\*
5. Annual hours of peak hour excessive delay per capita\*
6. Percent (%) of non-single occupancy vehicle travel\*

*\* These measures do not currently apply to HEPMPO*

The rule also established the process for State DOTs and MPOs to establish and report on their annual System Performance/Freight/CMAQ targets. MPOs are required to establish targets within 180 days of the State DOT establishing their targets and agreement to the plan and program must be reported to FHWA – showing contribution toward the accomplishment of the State DOT targets or committing to quantifiable targets for the metropolitan planning area. The rule also requires State DOTs and MPOs to coordinate on targets to the maximum possible extent. In the case of HEPMPO, there must be a cooperative relationship and effective communication between the agency and both WVDOT and MDOT.

Pursuant to the requirements outlined in the System Performance/Freight/CMAQ PM final rule, HEPMPO engaged in discussions, analysis, and goal-setting workshops with the Maryland DOT and West Virginia DOT to establish state-wide safety targets. In compliance with the final rule, the ISC at their August 22, 2018 Council Meeting, voted to adopt and incorporate the MDOT and WVDOT the System Performance/Freight/CMAQ targets. HEPMPO acknowledges that the highway projects contained within the TIP will help achieve the System Performance/Freight/CMAQ PM targets.

The targets for each State are listed in the tables below:

**Maryland System and Freight Targets <sup>13</sup>**

Measure	2018 (Baseline)	2020 (2-Year)	2022 (4-Year)
Person Miles Traveled on the Interstate That are Reliable (%)	71.4%	69.0%	72.1%
Person Miles Traveled on the non-Interstate NHS That are Reliable (%)	82.0%	82.8%	82.0%
Truck Travel Time Reliability Index	1.88	1.86	1.88

**West Virginia System and Freight Targets <sup>14</sup>**

Measure	2017 (Baseline)	2019 (2-Year)	2021 (4-Year)
Person Miles Traveled on the Interstate That are Reliable (%)	99.8%	99.1%	96.0%
Person Miles Traveled on the non-Interstate NHS That are Reliable (%)	91.9%	93.7%	87.0%
Truck Travel Time Reliability Index	1.21	1.28	1.4

---

<sup>13</sup> Maryland System and Freight Targets for 2018-2022 adopted January 20, 2021.

<sup>14</sup> West Virginia System and Freight Targets for 2017-2021 adopted January 20, 2021.

## **PUBLIC PARTICIPATION PROCESS**

### **Public Participation Process**

In 2019, HEPMPO adopted the Public Participation Plan, which includes policies and guidance for public outreach efforts that can be taken by the organization when developing, amending, or adopting various planning documents. Using guidance from the MAP-21 and FAST acts, the document also encourages a decision-making process for transportation planning that's more responsive to local needs. In addition, the public participation process for the FY 2021 – 2024 TIP will also meet the FTA public participation requirements for both the MTA and EPTA Program of Projects (POP).

The draft FY 2021 – 2024 TIP was created and dispersed during April and May of 2020 with a 30-day public comment period stretching from April 18th to May 19th. Advertisements were placed in local newspapers on both April 18th and May 9th. No public comments were received prior or during the TAC and ISC meetings. Final adoption of the FY 2021 – 2024 TIP was acted on at the May 20, 2020 ISC meeting. Copies of the advertising announcements can be found in Appendix F.

### **Title VI Assurance**

The Hagerstown/Eastern Panhandle Metropolitan Planning Organization (HEPMPO) assures that no person on the grounds of race, color, national origin, or sex, as provided by Title VI of the Civil Rights Act of 1964, and the Civil Rights Restoration Act of 1987 (P.L. 100.259) was excluded from participating in, denied the benefits of, or otherwise subjected to discrimination in the preparation of this document. HEPMPO further assures every effort will continue to be made to ensure non-discrimination in all its programs and activities (including the Transportation Improvement Program), whether those programs and activities are federally funded or not. The Civil Rights Restoration Act of 1987 broadened the scope of Title VI coverage by expanding the definition of the terms "programs or activities" to include all programs or activities of Federal Aid recipients, sub-recipients, and contractors/consultants, whether such programs are federally assisted or not (Public Law 100.259 [S. 557] March 22, 1988).

HEPMPO's Executive Director is responsible for initiating and monitoring Title VI activities, preparing reports and other responsibilities as required by 23 Code of Federal Regulation (CFR) 200 and 49 Code of Federal Regulation 21.

### **Administration**

The TIP document is maintained and administered by the staff of HEPMPO and approved by the ISC as per the governing Bylaws and Public Participation Plan. The TIP is the short-term action plan prepared annually by HEPMPO that lists approved FHWA/ FTA funded projects for the region within the next four-year period.

During the life of the TIP, situations may arise that require changes to be made to the current TIP. Amendments of the approved TIP that occur off-cycle that are deemed by the HEPMPO as "Administrative Changes" (or "Adjustments") are not subject to a formal public notification



process. Input will be accepted but not solicited. An amendment to the adopted TIP may be considered an “Administrative Change” based on any of the following criteria:

- To correct a non-substantive clerical error;
- Changes in funding levels that are less than \$10,000,000 or are part of a STIP grouped project category;
- The affected project/s are not regionally significant and exempt from transportation conformity requirements;
- Changes in the funding type, but overall funding levels remain constant or do not exceed the requirement prior;
- Any other changes approved by the ISC that meet the criteria of an “Administrative Change”.

Proposed changes that do not meet the above criteria are considered “Major Amendments” and are subject to a formal public notification process. The public notification process includes a public notice to be posted no less than 14 calendar days prior to the start of the public comment period, which lasts for a period of 14 calendar days. Any public comments received during that time will be relayed to the ISC prior to any action taken on the proposed amendment(s).

Subsequent to the public comment period, the ISC shall take a vote on the proposed amendments as outlined within the bylaws of the ISC.



Transportation Improvement Program - FY 2021-2024

Table 4-1: Total Costs by Federal and Matching Funds

Fund Source	Funding Category	2021	2022	2023	2024	Total
Table 3-1: Total Costs by Federal and Matching Funds						
Federal	DF - Direct Federal	\$1	\$0	\$0	\$0	\$1
Federal	FLAP - Federal Lands Access Program	\$557,000	\$278,000	\$0	\$0	\$835,000
Non-Federal	LOCAL - Local Match	\$150,000	\$71,000	\$0	\$0	\$221,000
Non-Federal	STATE - State Funding	\$30,000	\$0	\$0	\$0	\$30,000
TOTAL FUNDS		\$737,001	\$349,000	\$0	\$0	\$1,086,001



## Transportation Improvement Program - FY 2021-2024

Table 4-2: Berkeley County Total Costs by Federal and Matching Funds

Fund Source	Funding Category	2021	2022	2023	2024	Total
<b>Table 3-2: Berkeley County Total Costs by Federal and Matching Funds</b>						
Federal	CMAQ - Congestion Management and Air Quality	\$1,355,000	\$0	\$0	\$0	\$1,355,000
Federal	EDA - Economic Development Administration	\$1	\$0	\$0	\$0	\$1
Federal	NHPP - National Highway Performance Program	\$12,600,000	\$2,475,000	\$1,051,200	\$2,791,800	\$18,918,000
Federal	RR/HWY - Railroad Crossings	\$675,000	\$0	\$0	\$0	\$675,000
Non-Federal	STATE_WV - State Funding - West Virginia	\$6,632,046	\$1,119,387	\$2,303,987	\$1,129,387	\$11,184,807
Federal	STP - Surface Transportation Program	\$11,062,737	\$1,677,437	\$6,464,637	\$1,400,637	\$20,605,448
Federal	TAP - Transportation Alternatives Program	\$827,834	\$0	\$0	\$0	\$827,834
<b>TOTAL FUNDS</b>		<b>\$33,152,618</b>	<b>\$5,271,824</b>	<b>\$9,819,824</b>	<b>\$5,321,824</b>	<b>\$53,566,090</b>



## Transportation Improvement Program - FY 2021-2024

Table 4-3: Jefferson County Total Costs by Federal and Matching Funds

Fund Source	Funding Category	2021	2022	2023	2024	Total
<b>Table 3-3: Jefferson County Total Costs by Federal and Matching Funds</b>						
Federal	CMAQ - Congestion Management and Air Quality	\$1	\$0	\$0	\$0	\$1
Federal	DF - Direct Federal	\$481,486	\$0	\$0	\$0	\$481,486
Federal	HSIP - Highway Safety Improvement Program	\$270,000	\$0	\$0	\$0	\$270,000
Non-Federal	LOCAL - Local Match	\$10,000	\$52,500	\$0	\$0	\$62,500
Federal	NHPP - National Highway Performance Program	\$7,799,812	\$8,654,212	\$17,959,812	\$6,759,812	\$41,173,648
Federal	NRT - National Recreational Trails	\$0	\$93,400	\$0	\$0	\$93,400
Non-Federal	STATE_WV - State Funding - West Virginia	\$1,710,802	\$626,100	\$2,897,000	\$325,000	\$5,558,902
Federal	STP - Surface Transportation Program	\$331,200	\$0	\$388,000	\$1,300,000	\$2,019,200
Federal	TAP - Transportation Alternatives Program	\$360,002	\$1,066,600	\$0	\$0	\$1,426,602
<b>TOTAL FUNDS</b>		<b>\$10,963,303</b>	<b>\$10,492,812</b>	<b>\$21,244,812</b>	<b>\$8,384,812</b>	<b>\$51,085,739</b>



Transportation Improvement Program - FY 2021-2024

Table 4-4: MD Transit Total Costs by Federal and Matching Funds

Fund Source	Funding Category	2021	2022	2023	2024	Total
<b>Table 3-4: MD Transit Total Costs by Federal and Matching Funds</b>						
Federal	5307 - Section 5307 - Transit	\$1,233,541	\$1,213,541	\$1,213,541	\$1,213,541	\$4,874,164
Federal	5339 - Section 5339 - Transit	\$423,148	\$381,072	\$381,072	\$381,072	\$1,566,364
Non-Federal	LOCAL_WCT - Local Funding - Washington County Transit	\$799,507	\$741,354	\$741,354	\$741,354	\$3,023,569
Federal	STATE_MD_MTA - State Funding - Maryland Transit Administration	\$314,821	\$362,455	\$362,455	\$362,455	\$1,402,186
<b>TOTAL FUNDS</b>		<b>\$2,771,017</b>	<b>\$2,698,422</b>	<b>\$2,698,422</b>	<b>\$2,698,422</b>	<b>\$10,866,283</b>



## Transportation Improvement Program - FY 2021-2024

Table 4-5: Washington County Total Costs by Federal and Matching Funds

Fund Source	Funding Category	2021	2022	2023	2024	Total
<b>Table 3-5: Washington County Total Costs by Federal and Matching Funds</b>						
Federal	ARC - Appalachian Regional Commission Grant	\$3,000,000	\$1,000,000	\$0	\$0	\$4,000,000
Federal	FA - Federal Aid	\$1,346,400	\$2,189,600	\$0	\$0	\$3,536,000
Federal	FED - Federal - General	\$31,526,000	\$29,502,000	\$25,502,000	\$25,261,000	\$111,791,000
Non-Federal	LOCAL_WashCo - Local Funding - Washington County	\$5,766,600	\$1,715,400	\$1,428,000	\$500,000	\$9,410,000
Federal	NHPP - National Highway Performance Program	\$10,073,000	\$6,686,000	\$5,049,000	\$2,546,000	\$24,354,000
Non-Federal	STATE_MD_SHA - State Funding - Maryland State Highway Administration	\$11,377,001	\$9,626,000	\$8,032,000	\$7,034,000	\$36,069,001
<b>TOTAL FUNDS</b>		<b>\$63,089,001</b>	<b>\$50,719,000</b>	<b>\$40,011,000</b>	<b>\$35,341,000</b>	<b>\$189,160,001</b>



## Transportation Improvement Program - FY 2021-2024

Table 4-6: WV Transit Total Costs by Federal and Matching Funds

Fund Source	Funding Category	2021	2022	2023	2024	Total
<b>Table 3-6: WV Transit Total Costs by Federal and Matching Funds</b>						
Federal	5307 - Section 5307 - Transit	\$1,026,201	\$978,352	\$975,873	\$975,873	\$3,956,299
Federal	5310 - Section 5310 - Transit	\$89,688	\$24,000	\$0	\$0	\$113,688
Federal	5339 - Section 5339 - Transit	\$11,212,848	\$219,726	\$0	\$0	\$11,432,574
Non-Federal	LOCAL_EPTA - Local Funding - Eastern Panhandle Transit Authority	\$1,858,842	\$885,159	\$814,248	\$814,248	\$4,372,497
<b>TOTAL FUNDS</b>		<b>\$14,187,579</b>	<b>\$2,107,237</b>	<b>\$1,790,121</b>	<b>\$1,790,121</b>	<b>\$19,875,058</b>



# Transportation Improvement Program - FY 2021-2024

## Roadways Category

MPO ID	State ID	Project Title	Funding Data					Groupable?	Performance Meas
	Phase	Fund Source	Prior	FY2021	FY2022	FY2023	FY2024	Total	
B2016-01	U302-MAR/TI-00700 00	Martinsburg Train Station Corridor					Groupable	PM1	
	ENG	TAP	42,500	0	0	0	0	42,500	
	CON	STATE_WV	0	30,000	0	0	0	30,000	
	CON	TAP	0	120,000	0	0	0	120,000	
		Total	42,500	150,000	0	0	0	192,500	
B2017-02	U302-10-00138	Rock Cliff I/S Improvements					Non-Groupable	PM1 PM3	
	ROW	CMAQ	337,600	0	0	0	0	337,600	
	ROW	STATE_WV	84,400	0	0	0	0	84,400	
	CON	CMAQ	0	1,355,000	0	0	0	1,355,000	
		Total	422,000	1,355,000	0	0	0	1,777,000	
B2017-03	S302-051-00934	Middleway Bridge					Groupable	PM2	
	ENG	STATE_WV	360,000	0	0	0	0	360,000	
	ENG	STP	90,000	0	0	0	0	90,000	
	ROW	STATE_WV	0	135,000	0	0	0	135,000	
	ROW	STP	0	540,000	0	0	0	540,000	
	CON	STATE_WV	0	0	0	1,223,800	0	1,223,800	
	CON	STP	0	0	0	4,895,200	0	4,895,200	
		Total	450,000	675,000	0	6,119,000	0	7,244,000	





# Transportation Improvement Program - FY 2021-2024

## Roadways Category

MPO ID	State ID	Project Title	Funding Data					Groupable?	Performance Meas
			Prior	FY2021	FY2022	FY2023	FY2024		
	Phase	Fund Source							Total
<b>B2019-04.01</b>	<b>S302-81-0002</b>	<b>I-81 Lighting</b>						<b>Groupable</b>	<b>PM1</b>
	ENG	NHPP	450,000	0	0	0	0		450,000
	ENG	STATE_WV	50,000	0	0	0	0		50,000
	CON	NHPP	0	7,200,000	0	0	0		7,200,000
	CON	STATE_WV	0	800,000	0	0	0		800,000
		<b>Total</b>	<b>500,000</b>	<b>8,000,000</b>	<b>0</b>	<b>0</b>	<b>0</b>		<b>8,500,000</b>
<b>B2019-05.02</b>	<b>U302_MARTI-11-00</b>	<b>Martinsburg Train Station</b>						<b>Groupable</b>	<b>PM1</b>
	CON	STATE_WV	0	176,958	0	0	0		176,958
	CON	TAP	0	707,834	0	0	0		707,834
		<b>Total</b>	<b>0</b>	<b>884,792</b>	<b>0</b>	<b>0</b>	<b>0</b>		<b>884,792</b>
<b>B2019-07.02</b>	<b>n/a</b>	<b>Harold Drive Extension</b>						<b>Groupable</b>	<b>PM3</b>
	ENG	EDA	150,000	1	0	0	0		150,001
	ENG	LOCAL	150,000	0	0	0	0		150,000
		<b>Total</b>	<b>300,000</b>	<b>1</b>	<b>0</b>	<b>0</b>	<b>0</b>		<b>300,001</b>



# Transportation Improvement Program - FY 2021-2024

## Roadways Category

MPO ID	State ID	Project Title	Funding Data					Performance Meas
			Prior	FY2021	FY2022	FY2023	FY2024	
Phase	Fund Source							Total
<b>B2019-08</b>	<b>U302-45-01451</b>	<b>WV 45 Apple Harvest Dr Widening</b>					<b>Non-Groupable</b>	<b>PM1 PM3</b>
ENG	STATE_WV	70,000	0	0	0	0	0	70,000
ENG	STP	280,000	0	0	0	0	0	280,000
CON	RR/HWY	0	675,000	0	0	0	0	675,000
CON	STATE_WV	0	2,085,000	0	0	0	0	2,085,000
CON	STP	0	8,040,000	0	0	0	0	8,040,000
	<b>Total</b>	<b>350,000</b>	<b>10,800,000</b>	<b>0</b>	<b>0</b>	<b>0</b>	<b>0</b>	<b>11,150,000</b>
<b>B2019-09</b>	<b>U302-81-816</b>	<b>Tabler Station I/C Improvements</b>					<b>Non-Groupable</b>	<b>PM3</b>
ENG	NHPP	90,000	0	0	0	0	0	90,000
ENG	STATE_WV	10,000	0	0	0	0	0	10,000
ROW	NHPP	0	90,000	0	0	0	0	90,000
ROW	STATE_WV	0	10,000	0	0	0	0	10,000
CON	NHPP	0	3,600,000	0	0	0	0	3,600,000
CON	STATE_WV	0	400,000	0	0	0	0	400,000
	<b>Total</b>	<b>100,000</b>	<b>4,100,000</b>	<b>0</b>	<b>0</b>	<b>0</b>	<b>0</b>	<b>4,200,000</b>
<b>B2021-01</b>	<b>S385 RECAL 20 00</b>	<b>D-5 Recall Striping</b>					<b>Groupable</b>	<b>PM2</b>
CON	STATE_WV	0	69,400	69,400	69,400	69,400	69,400	277,600
CON	STP	0	162,000	162,000	162,000	162,000	162,000	648,000
	<b>Total</b>	<b>0</b>	<b>231,400</b>	<b>231,400</b>	<b>231,400</b>	<b>231,400</b>	<b>231,400</b>	<b>925,600</b>



# Transportation Improvement Program - FY 2021-2024

## Roadways Category

MPO ID	State ID	Project Title	Funding Data					Groupable?	Performance Meas
	Phase	Fund Source	Prior	FY2021	FY2022	FY2023	FY2024	Total	
B2021-02	S302 81 1200 00	Exit 12, 13, 14 Ramp							
	CON	NHPP	0	1,710,000	0	0	0	1,710,000	
	CON	STATE_WV	0	190,000	0	0	0	190,000	
		Total	0	1,900,000	0	0	0	1,900,000	
B2021-03	U302 11 02359 00	I-81 Exit 23 SB Exit Improv							
	ENG	STATE_WV	2,000	0	0	0	0	2,000	
	ENG	STP	8,000	0	0	0	0	8,000	
	CON	STATE_WV	0	125,000	0	0	0	125,000	
	CON	STP	0	525,000	0	0	0	525,000	
		Total	10,000	650,000	0	0	0	660,000	
B2021-04	S302 81 500 00	Inwood – Tablers Station							
	CON	NHPP	0	0	0	0	2,475,000	2,475,000	
	CON	STATE_WV	0	0	0	0	275,000	275,000	
		Total	0	0	0	0	2,750,000	2,750,000	



# Transportation Improvement Program - FY 2021-2024

## Roadways Category

MPO ID	State ID	Project Title	Funding Data					Groupable?	Performance Meas
	Phase	Fund Source	Prior	FY2021	FY2022	FY2023	FY2024	Total	
B2021-05	S302 11 00513 00	Inwood – Tabler Station						Groupable	PM2
	CON	STATE_WV	0	0	115,000	0	0	115,000	
	CON	STP	0	0	460,000	0	0	460,000	
		Total	0	0	575,000	0	0	575,000	
B2021-06	S302 11 01170 00	Martinsburg – Winchester Ave						Groupable	PM2
	CON	STATE_WV	0	84,700	0	0	0	84,700	
	CON	STP	0	339,300	0	0	0	339,300	
		Total	0	424,000	0	0	0	424,000	
B2021-07	S302 81 220 00	Rest Area – Inwood						Groupable	PM2
	CON	NHPP	0	0	2,475,000	0	0	2,475,000	
	CON	STATE_WV	0	0	275,000	0	0	275,000	
		Total	0	0	2,750,000	0	0	2,750,000	
B2021-08	S385 STRIP 21-26 00	Roadway Striping (D5)						Groupable	PM2
	CON	STATE_WV	613,030	580,987	580,987	580,987	580,987	2,936,978	
	CON	STP	1,430,404	739,437	739,437	739,437	739,437	4,388,152	
		Total	2,043,434	1,320,424	1,320,424	1,320,424	1,320,424	7,325,130	



# Transportation Improvement Program - FY 2021-2024

## Roadways Category

MPO ID	State ID	Project Title	Funding Data					Groupable?	Performance Meas
	Phase	Fund Source	Prior	FY2021	FY2022	FY2023	FY2024	Total	
B2021-09	U302 11 01959 00	US11 TWLTL Extension							
	ENG	STATE_WV	2,000	0	0	0	0	2,000	
	ENG	STP	8,000	0	0	0	0	8,000	
	ROW	STATE_WV	0	20,000	0	0	0	20,000	
	ROW	STP	0	80,000	0	0	0	80,000	
	CON	STATE_WV	0	725,000	0	0	0	725,000	
	CON	STP	0	125,000	0	0	0	125,000	
		Total	10,000	950,000	0	0	0	960,000	
B2021-10	S302 45/5 00125 00	Eagle School Road (GO Bond 2/3)							
	CON	STATE_WV	225,000	1	0	0	0	225,001	
		Total	225,000	1	0	0	0	225,001	
B2021-11	S302 9 758 00	Hedgesville HS Bridge (GO Bond 2/3)							
	CON	STATE_WV	0	1,072,000	0	0	0	1,072,000	
		Total	0	1,072,000	0	0	0	1,072,000	



## Transportation Improvement Program - FY 2021-2024

### Roadways Category

MPO ID	State ID	Project Title	Groupable?	Performance Meas				
				Funding Data				
	Phase	Fund Source	Prior	FY2021	FY2022	FY2023	FY2024	Total
<b>B2021-12</b>	<b>U302 10 000 00</b>	<b>Martinsburg ADA Ramps +5</b>					<b>Groupable</b>	<b>PM1</b>
	CON	NHPP	0	0	0	1,051,200	0	1,051,200
	CON	STATE_WV	0	0	0	262,800	0	262,800
		<b>Total</b>	<b>0</b>	<b>0</b>	<b>0</b>	<b>1,314,000</b>	<b>0</b>	<b>1,314,000</b>
<b>B2021-13</b>	<b>S302 11 01325 00</b>	<b>Martinsburg +1</b>					<b>Groupable</b>	<b>PM2</b>
	CON	STATE_WV	0	0	0	81,000	0	81,000
	CON	STP	0	0	0	324,000	0	324,000
		<b>Total</b>	<b>0</b>	<b>0</b>	<b>0</b>	<b>405,000</b>	<b>0</b>	<b>405,000</b>
<b>B2021-14</b>	<b>S302 11 02370 00</b>	<b>Marlowe - MD State Line</b>					<b>Groupable</b>	<b>PM2</b>
	CON	STATE_WV	0	128,000	0	0	0	128,000
	CON	STP	0	512,000	0	0	0	512,000
		<b>Total</b>	<b>0</b>	<b>640,000</b>	<b>0</b>	<b>0</b>	<b>0</b>	<b>640,000</b>
<b>B2021-15</b>	<b>S302 45 00427 00</b>	<b>Glengary - Buck Hill</b>					<b>Groupable</b>	<b>PM2</b>
	CON	STATE_WV	0	0	79,000	0	0	79,000
	CON	STP	0	0	316,000	0	0	316,000
		<b>Total</b>	<b>0</b>	<b>0</b>	<b>395,000</b>	<b>0</b>	<b>0</b>	<b>395,000</b>



## Transportation Improvement Program - FY 2021-2024

### Roadways Category

MPO ID	State ID	Project Title	Funding Data					Groupable?	Performance Meas
	Phase	Fund Source	Prior	FY2021	FY2022	FY2023	FY2024	Total	
B2021-16	S302 9 00439 00	Back Creek - Hedgesville							
	CON	STATE_WV	0	0	0	86,000	0	86,000	
	CON	STP	0	0	0	344,000	0	344,000	
		Total	0	0	0	430,000	0	430,000	
B2021-17	S302 9 00637 00	Hedgesville - Welltown							
	CON	STATE_WV	0	0	0	0	124,800	124,800	
	CON	STP	0	0	0	0	499,200	499,200	
		Total	0	0	0	0	624,000	624,000	
B2021-18	U302 9 625 00	Hedgesville ADA Ramps +2							
	CON	NHPP	0	0	0	0	316,800	316,800	
	CON	STATE_WV	0	0	0	0	79,200	79,200	
		Total	0	0	0	0	396,000	396,000	



# Transportation Improvement Program - FY 2021-2024

## Roadways Category

MPO ID	State ID	Project Title	Funding Data					Groupable?	Performance Meas
	Phase	Fund Source	Prior	FY2021	FY2022	FY2023	FY2024	Total	
J2008-08	U319-340-00000	VA Line to Charles Town Rd (GO Bond)					Non-Groupable		PM1
	ENG	NHPP	1,200,000	0	0	0	0	1,200,000	
	ENG	STATE_WV	300,000	0	0	0	0	300,000	
	ROW	STATE_WV	250,000	0	0	0	0	250,000	
	CON	STATE_WV	63,259,280	1	0	0	0	63,259,281	
		Total	65,009,280	1	0	0	0	65,009,281	
J2014-05	U319-SHEPH-8.00	Shepherdstown Bike Path					Groupable		PM1
	CON	LOCAL	0	0	52,500	0	0	52,500	
	CON	NRT	0	0	93,400	0	0	93,400	
	CON	TAP	0	0	416,600	0	0	416,600	
		Total	0	0	562,500	0	0	562,500	
J2015-05	S319-340-01578 00	US 340 Rock Slide Investigation					Non-Groupable		PM2
	ROW	NHPP	0	0	40,000	0	0	40,000	
	CON	NHPP	0	0	0	11,200,000	0	11,200,000	
	CON	STATE_WV	0	0	0	2,800,000	0	2,800,000	
		Total	0	0	40,000	14,000,000	0	14,040,000	





# Transportation Improvement Program - FY 2021-2024

## Roadways Category

MPO ID	State ID	Project Title	Funding Data					Groupable?	Performance Meas
	Phase	Fund Source	Prior	FY2021	FY2022	FY2023	FY2024	Total	
J2017-01	U319-RANSO-1	Ranson 5th Ave Complete Street							
	ENG	TAP	62,500	0	0	0	0	62,500	
	CON	STATE_WV	0	0	162,500	0	0	162,500	
	CON	TAP	0	0	650,000	0	0	650,000	
		Total	62,500	0	812,500	0	0	875,000	
J2017-03	U319-HARPE-2	Harpers Ferry High St							
	ENG	TAP	41,458	0	0	0	0	41,458	
	CON	STATE_WV	0	80,000	0	0	0	80,000	
	CON	TAP	0	320,000	0	0	0	320,000	
		Total	41,458	400,000	0	0	0	441,458	
J2019-05.03	U319-CHARL-2-00	Charles Town Augustine Ave							
	ENG	TAP	120,000	1	0	0	0	120,001	
		Total	120,000	1	0	0	0	120,001	
J2019-05.04	U319-FLOSP-1	Flowing Springs Park Trail							
	ENG	DF	80,000	0	0	0	0	80,000	
	CON	DF	251,443	1	0	0	0	251,444	
		Total	331,443	1	0	0	0	331,444	



## Transportation Improvement Program - FY 2021-2024

### Roadways Category

MPO ID	State ID	Project Title	Funding Data					Groupable?	Performance Meas
			Prior	FY2021	FY2022	FY2023	FY2024		
	Phase	Fund Source							Total
J2019-05.05	U319-LOUDO-1	Loudon Heights AT Relocation						Groupable	PM1
	CON	LOCAL	0	10,000	0	0	0		10,000
	CON	TAP	0	40,000	0	0	0		40,000
		Total	0	50,000	0	0	0		50,000
J2019-05.06	U319 ARM PR1 00	Armory Canal Trail						Groupable	PM1
	ENG	DF	100,000	0	0	0	0		100,000
	CON	DF	0	481,486	0	0	0		481,486
		Total	100,000	481,486	0	0	0		581,486
J2019-07.01	T619-MARC-1	MARC Strategic Ridership						Groupable	PM3
	ENG	CMAQ	150,000	1	0	0	0		150,001
		Total	150,000	1	0	0	0		150,001
J2020-01	S319 18 049 00	Daniel Road						Groupable	PM1
	ENG	HSIP	0	270,000	0	0	0		270,000
	ENG	STATE_WV	0	30,000	0	0	0		30,000
		Total	0	300,000	0	0	0		300,000



# Transportation Improvement Program - FY 2021-2024

## Roadways Category

MPO ID	State ID	Project Title	Funding Data					Performance Meas
			Prior	FY2021	FY2022	FY2023	FY2024	
	Phase	Fund Source						Total
J2021-01		S319 340 00950 00	Charles Town – Halltown					
	CON	NHPP	0	0	803,200	0	0	803,200
	CON	STATE_WV	0	0	200,800	0	0	200,800
		Total	0	0	1,004,000	0	0	1,004,000
J2021-02		A619GARVEE	US340 (VA Line – Charles Town Rd) GARVEE 3 Payback					
	CON	NHPP	6,759,812	6,759,812	6,759,812	6,759,812	6,759,812	33,799,060
		Total	6,759,812	6,759,812	6,759,812	6,759,812	6,759,812	33,799,060
J2021-03		S319 115 420 00	Evitts Creek Br/ Bloomery (GO Bond 2/3)					
	CON	STATE_WV	0	1,258,000	0	0	0	1,258,000
		Total	0	1,258,000	0	0	0	1,258,000
J2021-04		S319 115/5 00000 00	Bardane - Charles Town Road (GO Bond 2/3)					
	CON	STATE_WV	130,000	1	0	0	0	130,001
		Total	130,000	1	0	0	0	130,001



## Transportation Improvement Program - FY 2021-2024

### Roadways Category

MPO ID	State ID	Project Title	Funding Data					Groupable?	Performance Meas
			Prior	FY2021	FY2022	FY2023	FY2024		
	Phase	Fund Source							Total
J2021-05	U319 BOLIV 2 00	W Washington Street						Groupable	PM1
	ENG	TAP	125,000	1	0	0	0		125,001
		Total	125,000	1	0	0	0		125,001
J2021-06	S319 115 00000 00	VA State Line - Mountain Mission						Groupable	PM2
	CON	STATE_WV	0	0	0	0	105,000		105,000
	CON	STP	0	0	0	0	420,000		420,000
		Total	0	0	0	0	525,000		525,000
J2021-07	S319 230 00880 00	Shepherdstown +2						Groupable	PM2
	CON	STATE_WV	0	0	0	97,000	0		97,000
	CON	STP	0	0	0	388,000	0		388,000
		Total	0	0	0	485,000	0		485,000
J2021-08	NHPP0340070D	Halltown- Harpers Ferry						Groupable	PM2
	CON	STATE_WV	0	0	0	0	220,000		220,000
	CON	STP	0	0	0	0	880,000		880,000
		Total	0	0	0	0	1,100,000		1,100,000



# Transportation Improvement Program - FY 2021-2024

## Roadways Category

MPO ID	State ID	Project Title	Funding Data					Groupable?	Performance Meas
	Phase	Fund Source	Prior	FY2021	FY2022	FY2023	FY2024	Total	
J2021-09	U319 340 01021 00	US 340 Left Turn Lane					Groupable	PM3	
	CON	NHPP	0	1,040,000	0	0	0	1,040,000	
	CON	STATE_WV	0	260,000	0	0	0	260,000	
		Total	0	1,300,000	0	0	0	1,300,000	
J2021-10	U319 340 039 00	Bolivar - Harpers Ferry +2					Groupable	PM1	
	CON	NHPP	0	0	1,051,200	0	0	1,051,200	
	CON	STATE_WV	0	0	262,800	0	0	262,800	
		Total	0	0	1,314,000	0	0	1,314,000	
J2021-11	U319 48001 001 00	Shepherdstown ADA Ramps +2					Groupable	PM1	
	CON	STATE_WV	0	82,800	0	0	0	82,800	
	CON	STP	0	331,200	0	0	0	331,200	
		Total	0	414,000	0	0	0	414,000	
W2014-01	WA2581	I-70 Interchange Improvements at MD 65					Non-Groupable		
	ENG	STATE_MD_SHA	1,742,000	1	0	0	0	1,742,001	
		Total	1,742,000	1	0	0	0	1,742,001	



# Transportation Improvement Program - FY 2021-2024

## Roadways Category

MPO ID	State ID	Project Title	Groupable?	Performance Meas				
				Funding Data				
	Phase	Fund Source	Prior	FY2021	FY2022	FY2023	FY2024	Total
<b>W2014-09</b>	<b>WA3442</b>	<b>I-81 Phase I Reconstruction</b>					<b>Non-Groupable</b>	
	ENG	STATE_MD_SHA	2,102,000	0	0	0	0	2,102,000
	CON	NHPP	45,054,000	3,740,000	0	0	0	48,794,000
	CON	STATE_MD_SHA	13,074,000	1,260,000	0	0	0	14,334,000
		<b>Total</b>	<b>60,230,000</b>	<b>5,000,000</b>	<b>0</b>	<b>0</b>	<b>0</b>	<b>65,230,000</b>
<b>W2017-08</b>	<b>n/a</b>	<b>Eastern Blvd Widening Ph II</b>					<b>Non-Groupable</b>	
	ENG	EMRK	355,680	0	0	0	0	355,680
	ENG	LOCAL_WashCo	480,620	0	0	0	0	480,620
	CON	LOCAL_WashCo	1,855,000	2,081,000	500,000	400,000	0	4,836,000
		<b>Total</b>	<b>2,691,300</b>	<b>2,081,000</b>	<b>500,000</b>	<b>400,000</b>	<b>0</b>	<b>5,672,300</b>
<b>W2017-10</b>	<b>WA0921</b>	<b>I-81 Ph 2 &amp; 3 Hwy Reconstruction</b>					<b>Non-Groupable</b>	
	ENG	NHPP	3,056,000	612,000	102,000	0	0	3,770,000
	ENG	STATE_MD_SHA	4,435,000	279,000	46,000	0	0	4,760,000
		<b>Total</b>	<b>7,491,000</b>	<b>891,000</b>	<b>148,000</b>	<b>0</b>	<b>0</b>	<b>8,530,000</b>
<b>W2018-01</b>	<b>n/a</b>	<b>Halfway Boulevard Extended Ph 1 &amp; Ph 2</b>					<b>Non-Groupable</b>	
	ENG	LOCAL_WashCo	100,000	0	0	0	0	100,000
	CON	ARC	1,800,000	2,000,000	0	0	0	3,800,000
	CON	LOCAL_WashCo	1,173,000	0	400,000	500,000	0	2,073,000
		<b>Total</b>	<b>3,073,000</b>	<b>2,000,000</b>	<b>400,000</b>	<b>500,000</b>	<b>0</b>	<b>5,973,000</b>



# Transportation Improvement Program - FY 2021-2024

## Roadways Category

MPO ID	State ID	Project Title	Groupable?	Performance Meas				
				Funding Data				
	Phase	Fund Source	Prior	FY2021	FY2022	FY2023	FY2024	Total
W2018-02	n/a	Professional Boulevard Extended - Phase 2					Non-Groupable	
	ENG	LOCAL_WashCo	414,200	0	0	0	0	414,200
	CON	ARC	0	1,000,000	0	0	0	1,000,000
	CON	LOCAL_WashCo	0	2,895,000	0	0	0	2,895,000
		Total	414,200	3,895,000	0	0	0	4,309,200
W2019-07	n/a	Local Federal Aid Projects					Groupable	
	CON	FA	0	1,346,400	2,189,600	0	0	3,536,000
	CON	LOCAL_WashCo	0	336,600	547,400	0	0	884,000
		Total	0	1,683,000	2,737,000	0	0	4,420,000
W2019-09	WA2451	I-70 MD 65 and CSX Bridges Rehabilitation					Non-Groupable	
	ENG	STATE_MD_SHA	2,011,000	0	0	0	0	2,011,000
	CON	NHPP	5,739,000	5,721,000	6,584,000	5,049,000	2,546,000	25,639,000
	CON	STATE_MD_SHA	1,120,000	1,960,000	2,204,000	1,656,000	718,000	7,658,000
		Total	8,870,000	7,681,000	8,788,000	6,705,000	3,264,000	35,308,000



# Transportation Improvement Program - FY 2021-2024

## Roadways Category

MPO ID	State ID	Project Title	Groupable?	Performance Meas				
				Funding Data				
	Phase	Fund Source	Prior	FY2021	FY2022	FY2023	FY2024	Total
W2019-10		MD 63/MD 68 Resurfacing and Sidewalk Improvements			Non-Groupable			
	ENG	FLAP	109,000	0	0	0	0	109,000
	ENG	LOCAL	22,000	8,000	0	0	0	30,000
	ENG	STATE	0	30,000	0	0	0	30,000
	ROW	FLAP	30,000	10,000	0	0	0	40,000
	ROW	LOCAL	7,000	3,000	0	0	0	10,000
	CON	FLAP	0	547,000	278,000	0	0	825,000
	CON	LOCAL	0	139,000	71,000	0	0	210,000
		<b>Total</b>	<b>168,000</b>	<b>737,000</b>	<b>349,000</b>	<b>0</b>	<b>0</b>	<b>1,254,000</b>
W2021-01	n/a	Areawide Environmental Projects			Groupable			
	ENG	FED	0	240,000	240,000	240,000	240,000	960,000
	ENG	STATE_MD_SHA	0	60,000	60,000	60,000	60,000	240,000
	ROW	FED	0	80,000	80,000	80,000	80,000	320,000
	ROW	STATE_MD_SHA	0	20,000	20,000	20,000	20,000	80,000
	CON	FED	0	3,600,000	3,600,000	2,000,000	2,000,000	11,200,000
	CON	STATE_MD_SHA	0	900,000	900,000	500,000	500,000	2,800,000
		<b>Total</b>	<b>0</b>	<b>4,900,000</b>	<b>4,900,000</b>	<b>2,900,000</b>	<b>2,900,000</b>	<b>15,600,000</b>





# Transportation Improvement Program - FY 2021-2024

## Roadways Category

MPO ID	State ID	Project Title	Groupable?	Performance Meas				
				Funding Data				
	Phase	Fund Source	Prior	FY2021	FY2022	FY2023	FY2024	Total
W2021-02	n/a	Areawide Safety & Spot Improvements		Groupable				
	ENG	FED	0	240,000	240,000	240,000	240,000	960,000
	ENG	STATE_MD_SHA	0	60,000	60,000	60,000	60,000	240,000
	ROW	FED	0	80,000	80,000	80,000	80,000	320,000
	ROW	STATE_MD_SHA	0	20,000	20,000	20,000	20,000	80,000
	CON	FED	0	8,070,000	6,000,000	6,000,000	6,000,000	26,070,000
	CON	STATE_MD_SHA	0	2,014,000	1,500,000	1,500,000	1,500,000	6,514,000
		Total	0	10,484,000	7,900,000	7,900,000	7,900,000	34,184,000
W2021-03	n/a	Areawide Resurfacing & Rehabilitation		Groupable				
	ENG	FED	0	240,000	240,000	240,000	240,000	960,000
	ENG	STATE_MD_SHA	0	60,000	60,000	60,000	60,000	240,000
	ROW	FED	0	80,000	80,000	80,000	80,000	320,000
	ROW	STATE_MD_SHA	0	20,000	20,000	20,000	20,000	80,000
	CON	FED	0	9,600,000	9,600,000	7,200,000	7,200,000	33,600,000
	CON	STATE_MD_SHA	0	2,400,000	2,400,000	1,800,000	1,800,000	8,400,000
		Total	0	12,400,000	12,400,000	9,400,000	9,400,000	43,600,000
W2021-04	n/a	Areawide Bridge Replacement & Rehabilitation		Groupable				
	ENG	FED	0	840,000	840,000	840,000	840,000	3,360,000
	ENG	STATE_MD_SHA	0	210,000	210,000	210,000	210,000	840,000
	ROW	FED	0	160,000	160,000	160,000	160,000	640,000
	ROW	STATE_MD_SHA	0	40,000	40,000	40,000	40,000	160,000
	CON	FED	0	4,800,000	4,800,000	4,800,000	4,800,000	19,200,000
	CON	STATE_MD_SHA	0	1,200,000	1,200,000	1,200,000	1,200,000	4,800,000
		Total	0	7,250,000	7,250,000	7,250,000	7,250,000	29,000,000



# Transportation Improvement Program - FY 2021-2024

## Roadways Category

MPO ID	State ID	Project Title	Groupable?	Performance Meas				
				Funding Data				
	Phase	Fund Source	Prior	FY2021	FY2022	FY2023	FY2024	Total
W2021-05	n/a	Areawide Urban Reconstruction		Groupable				
	ENG	FED	0	200,000	200,000	200,000	200,000	800,000
	ENG	STATE_MD_SHA	0	50,000	50,000	50,000	50,000	200,000
	ROW	FED	0	40,000	40,000	40,000	40,000	160,000
	ROW	STATE_MD_SHA	0	10,000	10,000	10,000	10,000	40,000
	CON	FED	0	600,000	600,000	600,000	600,000	2,400,000
	CON	STATE_MD_SHA	0	150,000	150,000	150,000	150,000	600,000
		Total	0	1,050,000	1,050,000	1,050,000	1,050,000	4,200,000
W2021-06	n/a	Areawide Congestion Management		Groupable				
	ENG	FED	0	440,000	440,000	440,000	440,000	1,760,000
	ENG	STATE_MD_SHA	0	110,000	110,000	110,000	110,000	440,000
	ROW	FED	0	40,000	40,000	40,000	40,000	160,000
	ROW	STATE_MD_SHA	0	10,000	10,000	10,000	10,000	40,000
	CON	FED	0	1,680,000	1,680,000	1,680,000	1,680,000	6,720,000
	CON	STATE_MD_SHA	0	420,000	420,000	420,000	420,000	1,680,000
		Total	0	2,700,000	2,700,000	2,700,000	2,700,000	10,800,000
W2021-07	n/a	Wright Road Relocation		Non-Groupable				
	ENG	LOCAL_WashCo	0	100,000	0	0	0	100,000
	CON	ARC	0	0	1,000,000	0	0	1,000,000
	CON	LOCAL_WashCo	0	354,000	268,000	528,000	500,000	1,650,000
		Total	0	454,000	1,268,000	528,000	500,000	2,750,000



Transportation Improvement Program - FY 2021-2024

Roadways Category

MPO ID	State ID	Project Title	Funding Data					Groupable?	Performance Meas
			Prior	FY2021	FY2022	FY2023	FY2024		
	Phase	Fund Source							Total
W2021-08	WA4431	I-70 Roadway and Bridge Improvements					Non-Groupable		PM2
	ENG	FED	0	496,000	542,000	542,000	301,000		1,881,000
	ENG	STATE_MD_SHA	0	124,000	136,000	136,000	76,000		472,000
		Total	0	620,000	678,000	678,000	377,000		2,353,000



# Transportation Improvement Program - FY 2021-2024

## Transit Category

MPO ID	State ID	Project Title	Groupable?	Performance Meas				
				Funding Data				
	Phase	Fund Source	Prior	FY2021	FY2022	FY2023	FY2024	Total
<b>WT2021-01</b>	<b>n/a</b>	<b>Medium Duty Bus Replacement</b>					<b>Groupable</b>	
	Transit	5339	0	0	321,072	321,072	321,072	963,216
	Transit	LOCAL_WCT	0	0	40,134	40,134	40,134	120,402
	Transit	STATE_MD_MTA	0	0	40,134	40,134	40,134	120,402
		<b>Total</b>	<b>0</b>	<b>0</b>	<b>401,340</b>	<b>401,340</b>	<b>401,340</b>	<b>1,204,020</b>
<b>WT2021-01.1</b>	<b>n/a</b>	<b>Operating Assistance - Section 5307</b>					<b>Groupable</b>	
	Transit	5307	0	933,541	933,541	933,541	933,541	3,734,164
	Transit	LOCAL_WCT	0	618,720	618,720	618,720	618,720	2,474,880
	Transit	STATE_MD_MTA	0	314,821	314,821	314,821	314,821	1,259,284
		<b>Total</b>	<b>0</b>	<b>1,867,082</b>	<b>1,867,082</b>	<b>1,867,082</b>	<b>1,867,082</b>	<b>7,468,328</b>
<b>WT2021-02.1</b>	<b>n/a</b>	<b>Capital Assistance - Preventative Maintenance</b>					<b>Groupable</b>	
	Transit	5307	0	300,000	280,000	280,000	280,000	1,140,000
	Transit	LOCAL_WCT	0	75,000	75,000	75,000	75,000	300,000
	Transit	STATE_MD_MTA	0	0	0	0	0	0
		<b>Total</b>	<b>0</b>	<b>375,000</b>	<b>355,000</b>	<b>355,000</b>	<b>355,000</b>	<b>1,440,000</b>
<b>WT2021-02.7</b>	<b>n/a</b>	<b>Capital Assistance - Small Paratransit Bus 504</b>					<b>Groupable</b>	
	Transit	5339	0	70,032	60,000	60,000	60,000	250,032
	Transit	LOCAL_WCT	0	17,508	7,500	7,500	7,500	40,008
	Transit	STATE_MD_MTA	0	0	7,500	7,500	7,500	22,500
		<b>Total</b>	<b>0</b>	<b>87,540</b>	<b>75,000</b>	<b>75,000</b>	<b>75,000</b>	<b>312,540</b>



## Transportation Improvement Program - FY 2021-2024

### Transit Category

MPO ID	State ID	Project Title	Groupable?	Performance Meas				
				Funding Data				
	Phase	Fund Source	Prior	FY2021	FY2022	FY2023	FY2024	Total
WT2021-03	n/a	Minivan replacement					Groupable	
	Transit	5339	0	39,392	0	0	0	39,392
	Transit	LOCAL_WCT	0	9,848	0	0	0	9,848
		Total	0	49,240	0	0	0	49,240
WT2021-04	n/a	Heavy Duty Bus Replacement					Groupable	
	Transit	5339	0	313,724	0	0	0	313,724
	Transit	LOCAL_WCT	0	78,431	0	0	0	78,431
		Total	0	392,155	0	0	0	392,155
WVT2021-01.1	n/a	Operating Assistance - Section 5307					Groupable	Transit
	Transit	5307	0	693,101	762,852	760,373	760,373	2,976,699
	Transit	LOCAL_EPTA	0	693,101	762,852	760,373	760,373	2,976,699
		Total	0	1,386,202	1,525,704	1,520,746	1,520,746	5,953,398
WVT2021-02.1	n/a	Capital Assistance - Preventative Maintenance					Groupable	Transit
	Transit	5307	0	315,500	215,500	215,500	215,500	962,000
	Transit	LOCAL_EPTA	0	78,875	53,875	53,875	53,875	240,500
		Total	0	394,375	269,375	269,375	269,375	1,202,500



# Transportation Improvement Program - FY 2021-2024

## Transit Category

MPO ID	State ID	Project Title	Groupable?	Performance Meas				
				Funding Data				
	Phase	Fund Source	Prior	FY2021	FY2022	FY2023	FY2024	Total
<b>WVT2021-02.2</b>	<b>n/a</b>	<b>Capital Assistance - Driver pads/Data Collection</b>					<b>Groupable</b>	<b>Transit</b>
	Transit	5339	0	8,896	0	0	0	8,896
	Transit	LOCAL_EPTA	0	2,976	0	0	0	2,976
		<b>Total</b>	<b>0</b>	<b>11,872</b>	<b>0</b>	<b>0</b>	<b>0</b>	<b>11,872</b>
<b>WVT2021-02.3</b>	<b>n/a</b>	<b>Capital Assistance - Miscellaneous Equipment</b>					<b>Groupable</b>	<b>Transit</b>
	Transit	5339	0	12,955	47,764	0	0	60,719
	Transit	LOCAL_EPTA	0	4,318	19,441	0	0	23,759
		<b>Total</b>	<b>0</b>	<b>17,273</b>	<b>67,205</b>	<b>0</b>	<b>0</b>	<b>84,478</b>
<b>WVT2021-03.1</b>	<b>n/a</b>	<b>Capital Assistance - Section 5339</b>					<b>Groupable</b>	<b>Transit</b>
	Transit	5339	126,162	388,209	0	0	0	514,371
	Transit	LOCAL_EPTA	31,540	97,052	0	0	0	128,592
		<b>Total</b>	<b>157,702</b>	<b>485,261</b>	<b>0</b>	<b>0</b>	<b>0</b>	<b>642,963</b>
<b>WVT2021-05</b>	<b>n/a</b>	<b>Capital Assistance - Facility and Office Maintenance</b>					<b>Groupable</b>	<b>Transit</b>
	Transit	5307	0	17,600	0	0	0	17,600
	Transit	LOCAL_EPTA	0	4,400	0	0	0	4,400
		<b>Total</b>	<b>0</b>	<b>22,000</b>	<b>0</b>	<b>0</b>	<b>0</b>	<b>22,000</b>



# Transportation Improvement Program - FY 2021-2024

## Transit Category

MPO ID	State ID	Project Title	Groupable?	Performance Meas				
				Funding Data				
	Phase	Fund Source	Prior	FY2021	FY2022	FY2023	FY2024	Total
WVT2021-05.2	n/a	Capital Assistance - Passenger Amenity					Groupable	Transit
	Transit	5339	0	74,750	0	0	0	74,750
	Transit	LOCAL_EPTA	0	18,688	0	0	0	18,688
		Total	0	93,438	0	0	0	93,438
WVT2021-06	n/a	Capital Assistance - ADA Minivans					Groupable	Transit
	Transit	5310	0	65,688	0	0	0	65,688
	Transit	LOCAL_EPTA	0	16,422	0	0	0	16,422
		Total	0	82,110	0	0	0	82,110
WVT2021-07	n/a	Mobility Management Assistance - Section 5310					Groupable	Transit
	Transit	5310	0	24,000	24,000	0	0	48,000
	Transit	LOCAL_EPTA	0	6,000	6,000	0	0	12,000
		Total	0	30,000	30,000	0	0	60,000
WVT2021-08	n/a	Section 5339 - Buses and Bus Facilities Infrastructure Investment Program					Groupable	Transit
	Transit	5339	0	10,580,000	0	0	0	10,580,000
	Transit	LOCAL_EPTA	0	900,000	0	0	0	900,000
		Total	0	11,480,000	0	0	0	11,480,000



# Transportation Improvement Program - FY 2021-2024

## Transit Category

MPO ID	State ID	Project Title	Funding Data					Groupable?	Performance Meas
			Prior	FY2021	FY2022	FY2023	FY2024		
	Phase	Fund Source							Total
WVT2021-09	n/a	Medium Duty Commuter Bus						Groupable	Transit
	Transit	5339	0	148,038	171,962	0	0		320,000
	Transit	LOCAL_EPTA	0	37,010	42,991	0	0		80,001
		Total	0	185,048	214,953	0	0		400,001



## **APPENDICES**

**APPENDIX A – ABBREVIATIONS/ACRONYMS**

**APPENDIX B – HEPMPO SELF-CERTIFICATION**

**APPENDIX C – FY 2021-2024 TIP ADOPTION RESOLUTION(S)**

**APPENDIX D – MEMORANDUMS OF UNDERSTANDING AND PLANNING AGREEMENTS**

**APPENDIX E – PERFORMANCE MEASURE RESOLUTIONS**

**APPENDIX F – PUBLIC PARTICIPATION DOCUMENTATION**

**APPENDIX G – MARYLAND OBLIGATED PROJECT LIST**

**APPENDIX H – WEST VIRGINIA OBLIGATED PROJECT LIST**

**APPENDIX I – INDIVIDUAL PROJECT SHEETS**

- **West Virginia Highway Projects**
- **Maryland Highway Projects**
- **Eastern Panhandle Transit Authority Projects**
- **Washington County Transit Projects**

## **APPENDIX A**

### **ABBREVIATIONS/ACRONYMS**

## Glossary of Abbreviations/Acronyms

### Agencies:

#### Federal

FHWA	Federal Highway Administration
FTA	Federal Transit Administration
EPA	Environmental Protection Agency

#### State

MDOT	Maryland Department of Transportation
MDE	Maryland Department of the Environment
MTA	Maryland Transit Administration
SHA	Maryland State Highway Administration
PennDOT	Pennsylvania Department of Transportation
WVDOH	West Virginia Department of Highways
WVDOT	West Virginia Department of Transportation
WVDPT	West Virginia Department of Public Transit
WVDEP	West Virginia Department of Environmental Protection

#### Local

FCMPO	Franklin County Metropolitan Planning Organization
HEPMPO	Hagerstown/Eastern Panhandle Metropolitan Planning Organization
AQAC	Air Quality Advisory Committee

ISC	Interstate Council
L RTP	Long Range Transportation Plan
TAC	Technical Advisory Committee
<u>Transit</u>	
EPTA	Eastern Panhandle Transit Authority
WCT	Washington County Transit

### Federal Funding Types & Others:

AC	Advanced Construction
ADA	Americans with Disabilities Act
BR	Bridge Replacement
BH	Bridge Rehabilitation
CAA	Clean Air Act
CMAQ	Congestion Management & Air Quality
EAC	Early Action Compact
EMRK	Earmark Funding
FA	Federal Aid
HSIP	Highway Safety Improvement Program
LEP	Limited English Proficiency
MDBF	Mean Distance Between Failures
NAAQS	National Ambient Air Quality Standards
NCPD	National Corridor Planning and Development
NH	National Highway System

NHPP	National Highway Performance Program
NHST	National Highway System & Surface Transportation Program
NRT	National Recreation Trail
RTP	Recreational Trails Program
RR/HWY	Railroad/Highway Program
SB	Scenic Byway
STBG	Surface Transportation Block Grant
STIP	State Transportation Improvement Program
STP	Surface Transportation Program
SRTS	Safe Routes to School
TAP	Transportation Alternatives Program
TIP	Transportation Improvement Program
Section 5307	FTA Urbanized Area Formula Program
Section 5309	FTA Capital Program
Section 5310	FTA Enhanced Mobility of Seniors and Individuals with Disabilities
Section 5339	FTA Buses and Bus Facilities Grants Program
TCSP	Transportation, Community, and System Preservation Program

#### **Highway Route Designations:**

CR	County Route
I, IR	Interstate Route
SR	State Route (also WV or MD)
US	United States Route

#### **Phase of Work:**

PP	Project Planning
PE or ENG	Project Engineering, Design
R/W or ROW	Right of Way
CON	Construction

#### **Other:**

ARRA	American Recovery and Reinvestment Act
FAST	Fixing America's Surface Transportation Act
FY	Fiscal Year
I/C	Interchange
I/S	Intersection
MAP-21	Moving Ahead for Progress in the 21 <sup>st</sup> Century
N/A	Not Applicable
OP	Overpass
TAM	Transit Asset Management
TPM	Transportation Performance Measure

## **APPENDIX B**

### **HEPMPO SELF-CERTIFICATION**

## METROPOLITAN TRANSPORTATION PLANNING PROCESS CERTIFICATION

WHEREAS the USDOT Fixing America's Surface Transportation Act (FAST Act) legislation requires the Metropolitan Planning Organization (MPO) to certify that its transportation planning process is in conformance with regulations; in accordance with 23 CFR 450.220, the Maryland and West Virginia Departments of Transportation and the Hagerstown/Eastern Panhandle Metropolitan Planning Organization, the Metropolitan Planning Organization for the Hagerstown, MD--WV--PA urbanized area, hereby certify that the transportation planning process is addressing the major issues in the metropolitan planning area and is being conducted in accordance with all applicable requirements of:

- I. 23 U.S.C. 134 and 135, 49 U.S.C. 5303 and 5304, 23 CFR Part 450 and this subpart;
- II. In nonattainment and maintenance areas, sections 174 and 176 (c) and (d) of the Clean Air Act, as amended (42 U.S.C. 7504, 7506 (c) and (d)) and 40 CFR part 93;
- III. Title VI of the Civil Rights Act of 1964, as amended (42 U.S.C. 2000d-1) and 49 CFR part 21;
- IV. 49 U.S.C. 5332, prohibiting discrimination on the basis of race, color, creed, national origin, sex, or age in employment or business opportunity;
- V. Section 1101(b) of the FAST Act (Pub. L. 114-357) and 49 CFR part 26 regarding the involvement of disadvantaged business enterprises in USDOT funded projects;
- VI. 23 CFR part 230, regarding the implementation of an equal employment opportunity program on Federal and Federal-aid highway construction contracts;
- VII. The provisions of the Americans with Disabilities Act of 1990 (42 U.S.C. 12101 *et seq.*) and 49 CFR parts 27, 37, and 38;
- VIII. The Older Americans Act, as amended (42 U.S.C. 6101), prohibiting discrimination on the basis of age in programs or activities receiving Federal financial assistance;
- IX. Section 324 of title 23 U.S.C. regarding the prohibition of discrimination based on gender; and
- X. Section 504 of the Rehabilitation Act of 1973 (29 U.S.C. 794) and 49 CFR part 27 regarding discrimination against individuals with disabilities.


### Hagerstown/Eastern Panhandle MPO

  
Signature

EXECUTIVE DIRECTOR  
Title

2/5/20  
Date

### West Virginia Department of Transportation

  
Signature

DEPUTY COMMISSIONER  
Title

3/30/2020  
Date

### Maryland Department of Transportation

  
Signature

Deputy Secretary  
Title

4/9/20  
Date



**Hagerstown/Eastern Panhandle Metropolitan Planning Organization**  
33 W. Washington St., 4th Floor, Suite 402, Hagerstown, MD 21740  
Phone: 240-313-2080, Fax: 240-313-2084  
www.hepmo.net

**RESOLUTION NUMBER 2020-08**

**A RESOLUTION BY THE HAGERSTOWN/EASTERN PANHANDLE  
METROPOLITAN PLANNING ORGANIZATION (HEPMPO)**

**CERTIFICATION OF TRANSPORTATION PLANNING PROCESS**

**RECITALS**

**WHEREAS**, the Hagerstown-Eastern Panhandle Metropolitan Planning Organization (HEPMPO) is required by FAST Act to certify that the transportation planning process in our area is being conducted in accordance with all applicable requirements.

**WHEREAS**, these requirements are comprised of:

- I. 23 U.S.C. 134, 49 U.S.C. 5303, and this subpart;
- II. In nonattainment and maintenance areas, sections 174 and 176 (c) and (d) of the Clean Air Act, as amended (42 U.S.C. 7504, 7506 (c) and (d)) and 40 CFR part 93;
- III. Title VI of the Civil Rights Act of 1964, as amended (42 U.S.C. 2000-d-1) and 49 CFR part 21;
- IV. 49 U.S.C. 5332, prohibiting discrimination on the basis of race, color, creed, national origin, sex or age in employment or business opportunity
- V. Section 1101(b) of the FAST Act (Pub. L. 109-59) and 49 CFR part 26 regarding the involvement of disadvantaged business enterprises in USDOT funded projects;
- VI. 23 CFR part 230, regarding the implementation of an equal employment opportunity program on Federal and Federal-aid highway construction contracts;
- VII. The provisions of the Americans with Disabilities Act of 1990 (42 U.S.C. 12101 et seq.) and 49 CFR parts 27, 37 and 38;
- VIII. The Older Americans Act, as amended (42 U.S.C. 6101), prohibiting discrimination on the basis of age in programs or activities receiving Federal financial assistance;
- IX. Section 324 of title 23 U.S.C. regarding the prohibition of discrimination based on gender and
- X. Section 504 of the Rehabilitation Act of 1973 (29 U.S.C. 794) and 49 CFR part 27 regarding discrimination against individuals with disabilities.

**NOW, THEREFORE, BE IT RESOLVED** that the Hagerstown/Eastern Panhandle Metropolitan Planning Organization hereby certify our area's transportation planning process in accordance with 23 CFR 450.334.

**PASSED AND DULY ADOPTED** this 20<sup>th</sup> day of May 2020.

**HAGERSTOWN/EASTERN PANHANDLE  
METROPOLITAN PLANNING ORGANIZATION**



**Hagerstown/Eastern Panhandle Metropolitan Planning Organization**

33 W. Washington St., 4th Floor, Suite 402, Hagerstown, MD 21740

Phone: 240-313-2080, Fax: 240-313-2084

[www.hepmo.net](http://www.hepmo.net)

By

*Elaine C Mauck*

Elaine C. Mauck, Chair

Attest: *[Signature]*



## **HEPMPO Self-Certification: Summary of Statutory Requirements**

### **Metropolitan Planning**

Maryland, West Virginia and HEPMPO shall certify to FHWA and FTA at least every four years that the planning process is addressing major issues facing their area and is being conducted in accordance with all applicable transportation planning requirements. The planning process will undergo joint review and evaluation by FHWA, FTA, and the respective State DOTs to determine if the process meets requirements.

The process for developing the Long Range Transportation Plan (LRTP) and programs shall provide for consideration of all modes of transportation and shall be continuing, cooperative and comprehensive to the degree appropriate, based on the complexity of the transportation problems to be solved.

### **HEPMPO Actions**

HEPMPO is the metropolitan planning organization (MPO) for Berkeley and Jefferson Counties, West Virginia and Washington County, Maryland. As the MPO, we are required by the federal government to bring local government, state transportation agencies and the public into the transportation decision making process. A range of stakeholders come together through HEPMPO to develop:

- Long Range Transportation Plan (LRTP) every four years;
- Unified Planning Work Program (UPWP) annually;
- Transportation Improvement Program (TIP) annually;
- Public Participation Plan (PPP); and
- special studies, as required.

Planning is done using a collaborative process that fosters involvement by the public and stakeholders, informs transportation decisions, reflects a community's vision, goals and objectives, considers a variety of alternative strategies and a diverse set of concerns, and accounts for all forms of transportation and their impacts. Guidance is provided through the Technical Advisory Committee (TAC) and the Air Quality Advisory Committee (AQAC) (an ad hoc subcommittee of the TAC).

### **Measures Prohibiting Discrimination and Exclusion, and Requiring Equal Opportunity**

#### **Title VI, Civil Rights Act of 1964**

Title VI prohibits exclusion from participation in, denial of benefits of, and discrimination under federally assisted programs on grounds of race, color, or national origin. Title VI assurance regulations were also executed by each State, prohibiting discrimination on the basis of sex or disability.

*[23 U.S.C. 324 and 29 U.S.C. 794]*

#### **Disadvantaged Business Enterprises (DBE)**

The DBE program ensures equal opportunity in transportation contracting markets, addresses the effects of discrimination in transportation contracting, and promotes increased participating in federally-funded contracts by small, socially and economically disadvantaged businesses, including minority- and women-owned enterprises. The statute provides that at least 10 percent of the amounts made available for any federal-

aid highways, mass transit, and transportation research and technology program be expended with certified DBEs.

*[MAP-21, Pub. L. 109-59, Sec. 1101(b); CFR 49, Subtitle A, Part 26]*

### **Americans with Disabilities Act of 1990 (ADA)**

Programs and activities funded with federal dollars are prohibited from discrimination based on disability. Compliance with the applicable regulations is a condition of receiving federal assistance from the DOT.

### **Older Americans Act**

Confirms opportunity for employment with no discriminatory personnel practices because of age. Also, the Older American Act Amendments of 2006 included provisions relating to transportation in Title III-B (Grants for State and Community Programs on Aging, Title IV [Technical Assistance and Innovation to Improve Transportation for Older Individuals], Title V [Senior Community Service Employment Program], and Title VI [Native American Aging Programs].

*[Pub. L. 89-73, as amended, and 42 U.S.C. 6101]*

### **Section 324 of 23 U.S.C.**

No one shall be denied participation in or benefits of any program or activity receiving federal assistance based on gender under Title 23.

### **Rehabilitation Act of 1973**

This law protects qualified individuals from discrimination based on their disability. The nondiscrimination requirements of the law apply to employers and organizations that receive financial assistance from any federal department or agency, including the U.S. Department of Health and Human Services (DHHS).

*[29 U.S.C. 794 and 49 CFR, Part 27]*

### **HEPMPO Actions**

It is the policy of HEPMPO to afford equal opportunity for participation in programs, activities and employment. All participation decisions are made without regard to race, color, age, sex, religion, national origin, ancestry, marital status, physical or mental handicap that can reasonably be accommodated, or status as a military veteran.

Public involvement is a key component of the transportation planning and programming process. A proactive public involvement process is one that provides complete information, timely public notice, and full public access to major transportation decisions, and supports early and continuing involvement of the public in developing transportation plans and programs.

It is the policy of HEPMPO to afford equal opportunity for employment. All employment decisions are made without regard to race, color, age, sex, religion, national origin, ancestry, marital status, physical or mental handicap that can be reasonably accommodated, or status as a military veteran.

As an agency, we are committed to incorporating Title VI throughout our planning process. Contracts with third-party firms, as well as our personnel manual, feature all federally-required non-discriminatory clauses and Disadvantaged Business Enterprises (DBE) assurances.

We are also asked to reach out to people who are traditionally left out of the transportation planning process, such as low-income and minority households. Periodically, the Public Participation Plan (PPP) undergoes an evaluation of its public participation activities and initiatives. The PPP is then revised or amended to enhance public participation in the transportation planning process. The PPP can be found online on HEPMPO's website.<sup>1</sup> HEPMPO must show if transportation investments are adversely impacting these populations and that improvements are equitably distributed. Our Environmental Justice (EJ) and Title VI initiatives seek to identify and mitigate the transportation burdens low-income and minority groups carry. It aims to direct spending into these communities, via our project prioritization process, to improve EJ public participation, as well as to plan for and help guide the implementation of community-based transportation projects.

HEPMPO is fully committed to the spirit and intent of the ADA legislation. To facilitate participation by people with disabilities, the following guidelines and activities apply:

- All HEPMPO public meetings and formal events will be held in facilities that are accessible to persons with disabilities;
- All documents available to the public will be provided in alternative formats for qualified individuals with disabilities; and
- Additional accommodations will be provided on an as-needed basis.

---

<sup>1</sup> [http://www.hepmo.net/PDF/HEPMPO\\_PublicParticipationPlan.pdf](http://www.hepmo.net/PDF/HEPMPO_PublicParticipationPlan.pdf)

## **APPENDIX C**

### **FY 2021-2024 TIP ADOPTION RESOLUTION(S)**



**Hagerstown/Eastern Panhandle Metropolitan Planning Organization**  
33 W. Washington St., 4th Floor, Suite 402, Hagerstown, MD 21740  
Phone: 240-313-2080, Fax: 240-313-2084  
[www.hepmo.net](http://www.hepmo.net)

**RESOLUTION NUMBER 2020-06**

**A RESOLUTION BY THE HAGERSTOWN/EASTERN PANHANDLE  
METROPOLITAN PLANNING ORGANIZATION (HEPMPO)  
ENDORING THE TRANSPORTATION IMPROVEMENT PROGRAM  
(TIP) FOR FY 2021-2024**

**RECITALS**

**WHEREAS**, the MPO is required to develop a Transportation Improvement Program (TIP) in accordance with the requirements of the Fixing America's Surface Transportation Act (FAST Act); and

**WHEREAS**, the attached FY 2021-2024 TIP was developed in cooperation with the Maryland, West Virginia and Pennsylvania Departments of Transportation, and

**WHEREAS**, the attached FY 2021-2024 TIP was developed in accordance with HEPMPO's Public Participation Plan which provides for significant opportunity for input in the planning process; and

**WHEREAS**, the MPO Technical Advisory Committee has reviewed the proposed Transportation Improvement Program and recommended adoption by the Interstate Council of the MPO; and

**WHEREAS**, the Interstate Council of the MPO has determined that the proposed FY 2021-2024 Transportation Improvement Program is consistent with its proposed plans and programs;

**NOW, THEREFORE, BE IT RESOLVED** by the Interstate Council of the Hagerstown-Eastern Panhandle Metropolitan Planning Organization that the Transportation Improvement Program for FY 2021-2024 is hereby adopted.


**PASSED AND DULY ADOPTED** after motion this 20<sup>th</sup> day of May 2020.

**HAGERSTOWN/EASTERN PANHANDLE  
METROPOLITAN PLANNING ORGANIZATION**

By

  
Elaine C. Mauck, Chair

Attest:





**Hagerstown/Eastern Panhandle Metropolitan Planning Organization**  
33 W. Washington St., 4th Floor, Suite 402, Hagerstown, MD 21740  
Phone: 240-313-2080, Fax: 240-313-2084  
[www.hepmo.net](http://www.hepmo.net)

**HAGERSTOWN/EASTERN PANHANDLE  
METROPOLITAN PLANNING ORGANIZATION (HEPMPO)**

**RESOLUTION # 2021 – 01**

**AMENDMENT TO THE 2021-2024 TRANSPORTATION IMPROVEMENT PROGRAM**

**WHEREAS**, the Hagerstown/Eastern Panhandle Metropolitan Planning Organization (HEPMPO) is the designated Metropolitan Planning Organization for the Hagerstown-MD-WV-PA urbanized area and region, and includes official representatives of the cities of Hagerstown and Martinsburg, the towns of Washington County and of Berkeley County, the counties of Berkeley, Jefferson and Washington as well as representatives of the Maryland Department of Transportation, the West Virginia Department of Transportation, Washington County Transit, and the Eastern Panhandle Transit Authority; and

**WHEREAS**, the Hagerstown/Eastern Panhandle Metropolitan Planning Organization, as the Metropolitan Planning Organization for the Hagerstown-MD-WV-PA urbanized area and region, approved the 2021-2024 Transportation Improvement Program at its May 20, 2020 meeting, with federal concurrence received June 3, 2020; and

**WHEREAS**, federal regulations require that all transportation-related projects must be listed in the approved Transportation Improvement Program with accurate funding schedules in order to be eligible for federal funding; and

**WHEREAS**, the Transportation Improvement Program consists of projects included in, and in support of, the region's long-range transportation plan and ongoing short-range planning efforts; and

**WHEREAS**, the West Virginia Department of Transportation has requested approval of an amendment to the 2021-2024 Transportation Improvement Program through the approved Transportation Improvement Program amendment process; and

**WHEREAS**, the West Virginia Department of Transportation is requesting to amend new three projects: US340 (VA Line - Charles Town Rd) GARVEE 3 Payback, I-81 Exit 23 SB Exit Improvements, US11 Two Way Left Turn Lane Extension; and

**WHEREAS**, the Transportation Improvement Program, as amended, continues to display financial reasonableness and re-affirms the appropriate project selection criteria whereby all requirements for a Transportation Improvement Program in the Fixing America's Surface Transportation Act are met; and

**WHEREAS**, the proposed Transportation Improvement Program amendments were publicized for a 14-day review from August 5, 2020 to August 18, 2020. No comments were received on this project.





**Hagerstown/Eastern Panhandle Metropolitan Planning Organization**  
33 W. Washington St., 4th Floor, Suite 402, Hagerstown, MD 21740  
Phone: 240-313-2080, Fax: 240-313-2084  
[www.hepmo.net](http://www.hepmo.net)

**NOW, THEREFORE, BE IT RESOLVED** that the Hagerstown/Eastern Panhandle Metropolitan Planning Organization, approves the attached amendments to the 2021-2024 Transportation Improvement Program and finds them to conform to the applicable West Virginia State Implementation Plan and requirements of the 1990 Clean Air Act Amendments.

**I HEREBY CERTIFY** that the Hagerstown/Eastern Panhandle Metropolitan Planning Organization approved the aforementioned resolution on August 19, 2020.

8/20/20  
Date

Elaine C Mauck  
Elaine C. Mauck, Chair  
Hagerstown/Eastern Panhandle MPO

[Signature]  
Attest



**Hagerstown/Eastern Panhandle Metropolitan Planning Organization**  
33 W. Washington St., 4th Floor, Suite 402, Hagerstown, MD 21740  
Phone: 240-313-2080, Fax: 240-313-2084  
www.hepmo.net

**HAGERSTOWN/EASTERN PANHANDLE  
METROPOLITAN PLANNING ORGANIZATION (HEPMPO)**

**RESOLUTION # 2021 – 02**

**AMENDMENT TO THE 2021-2024 TRANSPORTATION IMPROVEMENT PROGRAM**

**WHEREAS**, the Hagerstown/Eastern Panhandle Metropolitan Planning Organization (HEPMPO) is the designated Metropolitan Planning Organization for the Hagerstown-MD-WV-PA urbanized area and region, and includes official representatives of the cities of Hagerstown and Martinsburg, the towns of Washington County and of Berkeley County, the counties of Berkeley, Jefferson and Washington as well as representatives of the Maryland Department of Transportation, the West Virginia Department of Transportation, Washington County Transit, and the Eastern Panhandle Transit Authority; and

**WHEREAS**, the Hagerstown/Eastern Panhandle Metropolitan Planning Organization, as the Metropolitan Planning Organization for the Hagerstown-MD-WV-PA urbanized area and region, approved the 2021-2024 Transportation Improvement Program at its May 20, 2020 meeting, with federal concurrence received June 3, 2020; and

**WHEREAS**, federal regulations require that all transportation-related projects must be listed in the approved Transportation Improvement Program with accurate funding schedules in order to be eligible for federal funding; and

**WHEREAS**, the Transportation Improvement Program consists of projects included in, and in support of, the region's long-range transportation plan and ongoing short-range planning efforts; and

**WHEREAS**, the Washington County Engineering Department has requested approval of an amendment to the 2021-2024 Transportation Improvement Program through the approved Transportation Improvement Program amendment process; and

**WHEREAS**, the Washington County Engineering Department is requesting to amend one new project the Wright Road Relocation; and

**WHEREAS**, the Transportation Improvement Program, as amended, continues to display financial reasonableness and re-affirms the appropriate project selection criteria whereby all requirements for a Transportation Improvement Program in the Fixing America's Surface Transportation Act are met; and

**WHEREAS**, the proposed Transportation Improvement Program amendments were publicized for a 14-day review from August 5, 2020 to August 18, 2020. No comments were received on this project.

**NOW, THEREFORE, BE IT RESOLVED** that the Hagerstown/Eastern Panhandle Metropolitan Planning Organization, approves the attached amendments to the 2021-2024





**Hagerstown/Eastern Panhandle Metropolitan Planning Organization**

33 W. Washington St., 4th Floor, Suite 402, Hagerstown, MD 21740

Phone: 240-313-2080, Fax: 240-313-2084

[www.hepmo.net](http://www.hepmo.net)

Transportation Improvement Program and finds them to conform to the applicable West Virginia State Implementation Plan and requirements of the 1990 Clean Air Act Amendments.

**I HEREBY CERTIFY** that the Hagerstown/Eastern Panhandle Metropolitan Planning Organization approved the aforementioned resolution on August 19, 2020.

8/20/20

Date

A handwritten signature in blue ink, reading "Elaine C. Mauck".

Elaine C. Mauck, Chair  
Hagerstown/Eastern Panhandle MPO

A handwritten signature in blue ink, likely of a notary or official.

Attest



**Hagerstown/Eastern Panhandle Metropolitan Planning Organization**  
33 W. Washington St., 4th Floor, Suite 402, Hagerstown, MD 21740  
Phone: 240-313-2080, Fax: 240-313-2084  
[www.hepmo.net](http://www.hepmo.net)

**HAGERSTOWN/EASTERN PANHANDLE  
METROPOLITAN PLANNING ORGANIZATION (HEPMPO)**

**RESOLUTION # 2021 – 04**

**AMENDMENT TO THE 2021-2024 TRANSPORTATION IMPROVEMENT PROGRAM**

**WHEREAS**, the Hagerstown/Eastern Panhandle Metropolitan Planning Organization (HEPMPO) is the designated Metropolitan Planning Organization for the Hagerstown-MD-WV-PA urbanized area and region, and includes official representatives of the cities of Hagerstown and Martinsburg, the towns of Washington County and of Berkeley County, the counties of Berkeley, Jefferson and Washington as well as representatives of the Maryland Department of Transportation, the West Virginia Department of Transportation, Washington County Transit, and the Eastern Panhandle Transit Authority; and

**WHEREAS**, the Hagerstown/Eastern Panhandle Metropolitan Planning Organization, as the Metropolitan Planning Organization for the Hagerstown-MD-WV-PA urbanized area and region, approved the 2021-2024 Transportation Improvement Program at its May 20, 2020 meeting, with federal concurrence received June 3, 2020; and

**WHEREAS**, federal regulations require that all transportation-related projects must be listed in the approved Transportation Improvement Program with accurate funding schedules in order to be eligible for federal funding; and

**WHEREAS**, the Transportation Improvement Program consists of projects included in, and in support of, the region's long-range transportation plan and ongoing short-range planning efforts; and

**WHEREAS**, the West Virginia Department of Transportation has requested approval of an amendment to the 2021-2024 Transportation Improvement Program through the approved Transportation Improvement Program amendment process; and

**WHEREAS**, the West Virginia Department of Transportation is requesting to amend one project: WV 45 Apple Harvest Drive Widening; and

**WHEREAS**, the Transportation Improvement Program, as amended, continues to display financial reasonableness and re-affirms the appropriate project selection criteria whereby all requirements for a Transportation Improvement Program in the Fixing America's Surface Transportation Act are met; and

**WHEREAS**, the proposed Transportation Improvement Program amendments were publicized for a 14-day review from October 7, 2020 to October 20, 2020. No comments were received on this project.

**NOW, THEREFORE, BE IT RESOLVED** that the Hagerstown/Eastern Panhandle Metropolitan Planning Organization, approves the attached amendments to the 2021-2024



**Hagerstown/Eastern Panhandle Metropolitan Planning Organization**  
33 W. Washington St., 4th Floor, Suite 402, Hagerstown, MD 21740  
Phone: 240-313-2080, Fax: 240-313-2084  
[www.hepmo.net](http://www.hepmo.net)

Transportation Improvement Program and finds them to conform to the applicable West Virginia State Implementation Plan and requirements of the 1990 Clean Air Act Amendments.

**I HEREBY CERTIFY** that the Hagerstown/Eastern Panhandle Metropolitan Planning Organization approved the aforementioned resolution on October 21, 2020.

10-22-20  
Date

Elaine Mauck  
Elaine C. Mauck, Chair  
Hagerstown/Eastern Panhandle MPO

[Signature]  
Attest





**Hagerstown/Eastern Panhandle Metropolitan Planning Organization**  
33 W. Washington St., 4th Floor, Suite 402, Hagerstown, MD 21740  
Phone: 240-313-2080, Fax: 240-313-2084  
www.hepmo.net

**HAGERSTOWN/EASTERN PANHANDLE  
METROPOLITAN PLANNING ORGANIZATION (HEPMPO)**

**RESOLUTION # 2021 – 05**

**AMENDMENT TO THE 2021-2024 TRANSPORTATION IMPROVEMENT PROGRAM**

**WHEREAS**, the Hagerstown/Eastern Panhandle Metropolitan Planning Organization (HEPMPO) is the designated Metropolitan Planning Organization for the Hagerstown-MD-WV-PA urbanized area and region, and includes official representatives of the cities of Hagerstown and Martinsburg, the towns of Washington County and of Berkeley County, the counties of Berkeley, Jefferson and Washington as well as representatives of the Maryland Department of Transportation, the West Virginia Department of Transportation, Washington County Transit, and the Eastern Panhandle Transit Authority; and

**WHEREAS**, the Hagerstown/Eastern Panhandle Metropolitan Planning Organization, as the Metropolitan Planning Organization for the Hagerstown-MD-WV-PA urbanized area and region, approved the 2021-2024 Transportation Improvement Program at its May 20, 2020 meeting, with federal concurrence received June 3, 2020; and

**WHEREAS**, federal regulations require that all transportation-related projects must be listed in the approved Transportation Improvement Program with accurate funding schedules in order to be eligible for federal funding; and

**WHEREAS**, the Transportation Improvement Program consists of projects included in, and in support of, the region's long-range transportation plan and ongoing short-range planning efforts; and

**WHEREAS**, the Maryland Department of Transportation State Highway Administration has requested approval of an amendment to the 2021-2024 Transportation Improvement Program through the approved Transportation Improvement Program amendment process; and

**WHEREAS**, the Maryland Department of Transportation State Highway Administration is requesting to amend one new project the I-70 Roadway and Bridge Improvements; and

**WHEREAS**, the Transportation Improvement Program, as amended, continues to display financial reasonableness and re-affirms the appropriate project selection criteria whereby all requirements for a Transportation Improvement Program in the Fixing America's Surface Transportation Act are met; and

**WHEREAS**, the proposed Transportation Improvement Program amendments were publicized for a 14-day review from October 7, 2020 to October 20, 2020. No comments were received on this project.

**NOW, THEREFORE, BE IT RESOLVED** that the Hagerstown/Eastern Panhandle Metropolitan Planning Organization, approves the attached amendments to the 2021-2024



**Hagerstown/Eastern Panhandle Metropolitan Planning Organization**  
33 W. Washington St., 4th Floor, Suite 402, Hagerstown, MD 21740  
Phone: 240-313-2080, Fax: 240-313-2084  
[www.hepmo.net](http://www.hepmo.net)

Transportation Improvement Program and finds them to conform to the applicable West Virginia State Implementation Plan and requirements of the 1990 Clean Air Act Amendments.

**I HEREBY CERTIFY** that the Hagerstown/Eastern Panhandle Metropolitan Planning Organization approved the aforementioned resolution on October 21, 2020.

10-22-20  
Date

Elaine Mauck  
Elaine C. Mauck, Chair  
Hagerstown/Eastern Panhandle MPO

[Signature]  
Attest



**Hagerstown/Eastern Panhandle Metropolitan Planning Organization**  
33 W. Washington St., 4th Floor, Suite 402, Hagerstown, MD 21740  
Phone: 240-313-2080, Fax: 240-313-2084  
www.hepmo.net

**HAGERSTOWN/EASTERN PANHANDLE  
METROPOLITAN PLANNING ORGANIZATION (HEPMPO)**

**RESOLUTION # 2021 – 12**

**AMENDMENT TO THE 2021-2024 TRANSPORTATION IMPROVEMENT PROGRAM**

**WHEREAS**, the Hagerstown/Eastern Panhandle Metropolitan Planning Organization (HEPMPO) is the designated Metropolitan Planning Organization for the Hagerstown-MD-WV-PA urbanized area and region, and includes official representatives of the cities of Hagerstown and Martinsburg, the towns of Washington County and of Berkeley County, the counties of Berkeley, Jefferson and Washington as well as representatives of the Maryland Department of Transportation, the West Virginia Department of Transportation, Washington County Transit, and the Eastern Panhandle Transit Authority; and

**WHEREAS**, the Hagerstown/Eastern Panhandle Metropolitan Planning Organization, as the Metropolitan Planning Organization for the Hagerstown-MD-WV-PA urbanized area and region, approved the 2021-2024 Transportation Improvement Program at its May 20, 2020 meeting, with federal concurrence received June 3, 2020; and

**WHEREAS**, federal regulations require that all transportation-related projects must be listed in the approved Transportation Improvement Program with accurate funding schedules in order to be eligible for federal funding; and

**WHEREAS**, the Transportation Improvement Program consists of projects included in, and in support of, the region's long-range transportation plan and ongoing short-range planning efforts; and

**WHEREAS**, the Eastern Panhandle Transit Authority has requested approval of an amendment to the 2021-2024 Transportation Improvement Program through the approved Transportation Improvement Program amendment process; and

**WHEREAS**, the Eastern Panhandle Transit Authority is requesting to amend one project: Medium Duty Commuter Bus; and

**WHEREAS**, the Transportation Improvement Program, as amended, continues to display financial reasonableness and re-affirms the appropriate project selection criteria whereby all requirements for a Transportation Improvement Program in the Fixing America's Surface Transportation Act are met; and

**WHEREAS**, the proposed Transportation Improvement Program amendments were publicized for a 14-day review from March 3, 2021 to March 16, 2021. No comments were received on this project.

**NOW, THEREFORE, BE IT RESOLVED** that the Hagerstown/Eastern Panhandle Metropolitan Planning Organization, approves the attached amendments to the 2021-2024





**Hagerstown/Eastern Panhandle Metropolitan Planning Organization**  
33 W. Washington St., 4th Floor, Suite 402, Hagerstown, MD 21740  
Phone: 240-313-2080, Fax: 240-313-2084  
[www.hepmo.net](http://www.hepmo.net)

Transportation Improvement Program and finds them to conform to the applicable West Virginia State Implementation Plan and requirements of the 1990 Clean Air Act Amendments.

**I HEREBY CERTIFY** that the Hagerstown/Eastern Panhandle Metropolitan Planning Organization approved the aforementioned resolution on March 17, 2021.

3/17/21  
Date

  
Kevin Cerrone, Vice Chair  
Hagerstown/Eastern Panhandle MPO

  
Attest

## **APPENDIX D**

### **MEMORANDUMS OF UNDERSTANDING AND PLANNING AGREEMENTS**



**MEMORANDUM OF UNDERSTANDING**  
**Coordination of the Transportation Planning Processes**  
**Between**  
**Franklin County Metropolitan Planning Organization**  
**and**  
**Hagerstown/Eastern Panhandle Metropolitan Planning Organization**

I. Background and Purpose

- A. The Hagerstown/Eastern Panhandle Metropolitan Planning Organization (HEPMPO) and the Franklin County Metropolitan Planning Organization (Franklin MPO) recognize that the Hagerstown, Maryland, Urbanized Boundary extends into Franklin County, Pennsylvania. The purpose of this agreement is to define the roles and responsibilities of the Metropolitan Planning Organizations (MPOs).
- B. This agreement provides the framework for the responsibilities of the Franklin MPO and HEPMPPO in regard to the federally mandated transportation planning and programming for the Hagerstown Urbanized Area within Franklin County. Each MPO will coordinate with the other on planning and programming of studies and projects that will impact the economy, environment, transportation systems and quality of life for the citizens within their respective planning areas.

II. General Points of Understanding and Agreement

- A. We agree to collaborate in the planning, conduct and reporting of transportation related information at the state and regional levels. We agree to share information and plans in order to achieve the goals of state and regional transportation plans, and to assist, where appropriate, in the joint selection of projects, and improve the coordination of investment across borders.
- B. We agree to work together to achieve compliance with all federal planning regulations and guidance.
- C. We agree that staffs of both MPOs will meet as needed to review progress of cooperative efforts, to discuss key findings from program activities, and to discuss the scope, plans and implementation of activities under consideration for the next planning cycle.
- D. We agree that Franklin County will maintain a non-voting seat on the HEPMPPO Board and a representative from the HEPMPPO will have a non-voting seat on the Franklin County MPO Board.
- E. This agreement will be reviewed when either agency identifies the need for a review.

### III. Specific Points of Understanding and Agreement

#### A. MPO Boundary

1. We recognize the Franklin MPO Boundary is the entire County of Franklin.

#### B. Long Range Transportation Plans (LRTPs)

1. We recognize the currently adopted Franklin County Metropolitan Planning Organization Long Range Transportation Plan is the transportation plan for Franklin County, Pennsylvania. This includes the portion of the Hagerstown Urbanized Area in Franklin County.
2. We agree the Franklin MPO should address planning/programming needs of the Hagerstown Urbanized Area within Franklin County. Findings of the Franklin MPO concerning its portion of the Hagerstown Urbanized Area will be incorporated in the Long Range Transportation Plan for the Franklin MPO.

#### C. Transportation Improvement Program (TIP)

1. We agree to work together on planning and programming transportation projects for the Hagerstown Urbanized Area within Franklin County where applicable funds are spent on projects and programs that improve the transportation system. However, the Franklin County MPO will program the projects for the section of the Hagerstown Urbanized Area within Franklin County.

#### D. Unified Planning Work Program (UPWP)

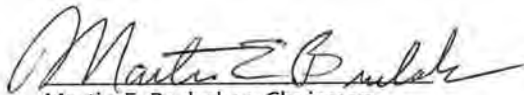
1. The Franklin MPO will develop and submit a work plan for all work in the Hagerstown Urbanized Area within Franklin County.
2. To help ensure the continuity of federal funds and help support the planning process within the two existing MPO planning area boundaries, each agency agrees to abide by the methodology and process currently used to allocate planning funds to the respective MPOs.

#### E. Other Planning Activities

1. We agree to work together to identify the need for corridor projects that cross the MPO boundary.
2. We agree the Franklin MPO will address urban area boundary issues and review the functional classification of all public roads and streets within

Franklin County on a periodic basis. This review will be completed using the National Functional Classification System guidelines.

3. We agree to cooperate with planning and implementation of our respective management and monitoring systems, especially the congestion management processes (CMP) system.
4. We agree to coordinate air quality maintenance and conformity issues as they affect the regional attainment status and conformity of each MPO's Long Range Transportation Plan and Transportation Improvement Program. However, the Franklin County MPO will be responsible for air quality maintenance and conformity relative to the Hagerstown Urbanized Area within Franklin County.



Martin E. Brubaker, Chairman  
Hagerstown/Eastern Panhandle MPO

June 5, 2013

Date



Robert Thomas, Chairman  
Franklin County MPO

May 1, 2011

Date

**AGREEMENT AND  
MEMORANDUM OF UNDERSTANDING  
FOR  
COOPERATIVE TRANSPORTATION PLANNING  
BETWEEN  
HAGERSTOWN/EASTERN PANHANDLE METROPOLITAN PLANNING  
ORGANIZATION  
AND  
WASHINGTON COUNTY TRANSIT**

This Memorandum of Understanding is agreed and entered into on this day 9<sup>th</sup> day of March, 2017 between Hagerstown/Eastern Panhandle Metropolitan Planning Organization, hereinafter called HEPMPO, and Washington County Transit, hereinafter called WCT. This agreement specifies the roles and responsibilities of HEPMPO, the Metropolitan Planning Organization (MPO) for Washington County MD, Berkeley County WV, Jefferson County WV, Franklin County PA and WCT, the grantee, a publicly owned operator providing deviated route and demand response transit services for carrying out federal transportation planning and programming requirements for a continuing, cooperative and comprehensive transportation planning process.

This agreement provides the parameters for fulfilling the federal transportation planning requirements, and the cooperative effort between the agencies in meeting these requirements. This MOU specifically addresses the roles and responsibilities related to the development of the annual Unified Planning Work Program of a transit component, development of the local Transportation Improvement Program (TIP) and State Transportation Improvement Program (STIP), Air Quality Conformity Determinations, and the development and maintenance of the Multimodal Long Range Transportation Plan.

The roles and responsibilities of the cooperating agencies under this MOU are as follows:

**Section 1: Role and Responsibilities of HEPMPO**

- A. Role:** To carry out the continuing, cooperative and comprehensive transportation planning process by providing the technical and administrative services necessary to fulfill all applicable federal transportation planning requirements.
- B. Responsibilities:** In accordance with the current Statutory Planning and Programming Requirements in Fixing Americas Surface Transportation Act (FAST Act) and the previous legislation Moving Ahead for Progress in the 21<sup>st</sup> Century (MAP-21), as well as other federal and state regulations, HEPMPO is responsible for the following activity:
1. Develop an annual Unified Planning Work Program and budget inclusive of a transit work element.
  2. Develop and maintain a fiscally constrained Long Range Multimodal Transportation Plan that addresses the planning factors identified in the transportation legislation. The Long Range Plan and Transportation Improvement Program will incorporate FAST Act and MAP-21 transit provisions including asset management and safety plans with recommendations developed by the transit agency.
  3. Develop and maintain a Transportation Improvement Program (TIP) for the HEPMPO metropolitan planning area inclusive of all highway and transit projects programmed during the TIP period consistent with the TIP/STIP guidelines and timeframes.
  4. Develop an annual listing of obligated projects from the previous fiscal year. The list is to be developed in conjunction with the state and transit provider and made available for public

Monday, May 01, 2017



- review. HEPMPO will contact the transit agency to obtain the information.
5. Develop and maintain a public involvement/participation plan establishing a framework for soliciting public comments on all plans and programs developed by the HEPMPO. Within the plan are procedures and specific timeframes for posting notices and accepting comments relative to the Long Range Transportation Plan and Transportation Improvement Program.
  6. HEPMPO may coordinate any plan development requirements initiated by the state to maintain a coordinated effort between public, private, and non-profit transportation service, human service providers and the general public. The project selection and funding requirements under the former New Freedom program was made optional under MAP-21. Participation in the planning process may be required for grant recipients under the Enhanced Mobility of Seniors and Individuals with Disabilities Program (5310).
  7. Schedule board meetings with the Policy Board and Technical Advisory Committee. Meeting notices, agendas and proposed resolutions are provided to the board prior to each meeting for review.
  8. Provide technical assistance to the local units of government and transit agencies cooperating in the transportation planning process.
  9. Perform the required air quality conformity analysis and determination on all plans and programs developed by HEPMPO.
  10. Coordinate with state, local units of government, and transit agency in the development of all plans, programs and policies established by HEPMPO.
  11. HEPMPO in coordination with the state and transit agency will establish performance targets as required by the Federal Transit Administration's Transit Asset Management and Safety-Related Final Rules.

## **Section 2: Roles and Responsibilities of WCT**

- A. **Role:** To provide deviated route and demand response transit service within the service areas of Washington County, Maryland. Participate in the transportation planning process to insure compliance with FAST Act transit provisions.
- B. **Responsibilities:** Within the frame work of the transportation planning process WCT is represented on the HEPMPO Interstate Council (voting board) and the Technical Advisory Committee (non-voting). As a TAC member WCT provides the Policy Board with technical guidance when making policy decisions and coordinates with HEPMPO to ensure that transit issues are adequately addressed. The responsibilities of the WCT in the planning process are as follows:
  1. To review the planning activity identified in the Unified Planning Work Program to insure that all transit planning emphasis areas are being met.
  2. To participate in the development of the Long Range Multimodal Transportation Plan for the region providing transit program improvements, project cost estimates, and fiscal projections.
  3. To Participate in the development and maintenance of the Transportation Improvement Program providing HEPMPO with the appropriate project information including capital and operating expenses covering the TIP period.
  4. WCT will provide HEPMPO with a list of obligated transit projects from the previous fiscal year to fulfill the annual listing of projects requirement.
  5. The transit agency will review public notices as they relate to transit activity to insure that program requirements are fulfilled.
  6. As a public transit provider, WCT will serve as a stakeholder/committee member in the development and maintenance of the Coordinated Public Transit-Human Services Transportation Plan.
  7. To attend HEPMPO meetings providing transit status reports as necessary.

Monday, May 01, 2017

8. To provide transit related data that supports plans and programs developed through the transportation planning process.
9. To provide the Policy Board with technical assistance that aides in policy decision making.
10. In coordination and cooperation with HEPMPO and the Maryland Transit Administration, WCT will participate in the establishment and maintenance of performance measures and targets.
11. The transit agency will be part of a group transit asset management plan that at a minimum includes capital inventories, condition assessments, and investment prioritization. The transit agency will develop a public safety plan that at a minimum includes safety risk identification and evaluation, minimizing exposure to hazards and performance targets. The information is to be shared with the HEPMPO for incorporation into the Long Range Transportation Plan.

### **Section 3: Amendments**

HEPMPO will continue to review any agreements with WCT to ensure that they continue to satisfy all planning requirements. HEPMPO and WCT may cooperatively amend any sections of this Agreement/MOU in accordance with any new or revised federal regulations. This Agreement/MOU shall remain in effect unless the HEPMPO and WCT terminate the MOU in writing.

Agreed to this 25<sup>th</sup> day of April, 2017

By:



---

Matthew Mullenax, Executive Director  
Hagerstown/Eastern Panhandle Metropolitan Planning Organization



---

Kevin Cerrone, Director  
Washington County Transit

Monday, May 01, 2017

**AGREEMENT AND  
MEMORANDUM OF UNDERSTANDING  
FOR  
COOPERATIVE TRANSPORTATION PLANNING  
BETWEEN  
HAGERSTOWN/EASTERN PANHANDLE METROPOLITAN PLANNING  
ORGANIZATION  
AND  
EASTERN PANHANDLE TRANSIT AUTHORITY**

This Memorandum of Understanding is agreed and entered into on this day 9<sup>th</sup> day of June, 2017 between Hagerstown/Eastern Panhandle Metropolitan Planning Organization, hereinafter called HEPMPO, the Eastern Panhandle Transit Authority, hereinafter called EPTA. This agreement specifies the roles and responsibilities of HEPMPO, the Metropolitan Planning Organization (MPO) for Washington County MD, Berkeley County WV, Jefferson County WV, Franklin County PA and EPTA, the grantee, a publicly owned operator providing deviated route and demand response transit services for carrying out federal transportation planning and programming requirements for a continuing, cooperative and comprehensive transportation planning process.

This agreement provides the parameters for fulfilling the federal transportation planning requirements, and the cooperative effort between the agencies in meeting these requirements. This MOU specifically addresses the roles and responsibilities related to the development of the annual Unified Planning Work Program of a transit component, development of the local Transportation Improvement Program (TIP) and State Transportation Improvement Program (STIP), Air Quality Conformity Determinations, and the development and maintenance of the Multimodal Long Range Transportation Plan.

The roles and responsibilities of the cooperating agencies under this MOU are as follows:

**Section 1: Role and Responsibilities of HEPMPO**

- A. Role:** To carry out the continuing, cooperative and comprehensive transportation planning process by providing the technical and administrative services necessary to fulfill all applicable federal transportation planning requirements.
- B. Responsibilities:** In accordance with the current Statutory Planning and Programming Requirements in Fixing Americas Surface Transportation Act (Fast Act) and the previous legislation Moving Ahead for Progress in the 21<sup>st</sup> Century (MAP-21), as well as other federal and state regulations, HEPMPO is responsible for the following activity:
  - 1. Develop an annual Unified Planning Work Program and budget inclusive of a transit work element.
  - 2. Develop and maintain a fiscally constrained Long Range Multimodal Transportation Plan that addresses the planning factors identified in the transportation legislation. The Long Range Plan and Transportation Improvement Program will incorporate FAST Act and MAP-21 transit provisions including asset management and safety plans with recommendations developed by the transit agency.
  - 3. Develop and maintain a Transportation Improvement Program (TIP) for the HEPMPO metropolitan planning area inclusive of all highway and transit projects programmed during the TIP period consistent with the TIP/STIP guidelines and timeframes.
  - 4. Develop an annual listing of obligated projects from the previous fiscal year. The list is to be developed in conjunction with the state and transit provider and made available for public

- review. HEPMPO will contact the transit agency to obtain the information.
5. Develop and maintain a public involvement/participation plan establishing a framework for soliciting public comments on all plans and programs developed by the HEPMPO. Within the plan are procedures and specific timeframes for posting notices and accepting comments relative to the Long Range Transportation Plan and Transportation Improvement Program. EPTA relies on the public participation process for the TIP to satisfy Section 5307 public involvement requirements for the Program of Projects (POP).
  6. HEPMPO may coordinate any plan development requirements initiated by the state to maintain a coordinated effort between public, private, and non-profit transportation service, human service providers and the general public. The project selection and funding requirements under the former New Freedom program was made optional under MAP-21. Participation in the planning process may be required for grant recipients under the Enhanced Mobility of Seniors and Individuals with Disabilities Program (5310).
  7. Schedule board meetings with the Policy Board and Technical Advisory Committee. Meeting notices, agendas and proposed resolutions are provided to the board prior to each meeting for review.
  8. Provide technical assistance to the local units of government and transit agencies cooperating in the transportation planning process.
  9. Perform the required air quality conformity analysis and determination on all plans and programs developed by HEPMPO.
  10. Coordinate with state, local units of government, and transit agency in the development of all plans, programs and policies established by HEPMPO.
  11. HEPMPO in coordination with the state and transit agency will establish and maintain performance targets that address national performance measures issued by the U.S. DOT based on goals outlined in the law including transit safety and asset management.

## **Section 2: Roles and Responsibilities of EPTA**

- A. **Role:** To provide deviated route and demand response transit service within the service areas of Berkeley & Jefferson Counties, West Virginia. Participate in the transportation planning process to insure compliance with FAST Act transit provisions.
- B. **Responsibilities:** Within the frame work of the transportation planning process EPTA is represented on the HEPMPO Interstate Council (voting board) and the Technical Advisory Committee (non-voting). As a TAC member EPTA provides the Policy Board with technical guidance when making policy decisions and coordinates with HEPMPO to ensure that transit issues are adequately addressed. The responsibilities of the EPTA in the planning process are as follows:
  1. To review the planning activity identified in the Unified Planning Work Program to insure that all transit planning emphasis areas are being met.
  2. To participate in the development of the Long Range Multimodal Transportation Plan for the region providing transit program improvements, project cost estimates, and fiscal projections.
  3. To Participate in the development and maintenance of the Transportation Improvement Program providing HEPMPO with the appropriate project information including capital and operating expenses covering the TIP period.
  4. EPTA will provide HEPMPO with a list of obligated transit projects from the previous fiscal year to fulfill the annual listing of projects requirement.
  5. The transit agency will review public notices as they relate to transit activity to insure that program requirements are fulfilled.
  6. As a public transit provider, EPTA will serve as a stakeholder/committee member in the



development and maintenance of the Coordinated Public Transit-Human Services Transportation Plan.

7. To attend HEPMPO meetings providing transit status reports as necessary.
8. To provide transit related data that supports plans and programs developed through the transportation planning process.
9. To provide the Policy Board with technical assistance that aides in policy decision making.
10. In coordination and cooperation with HEPMPO and the state Division of Public Transit, EPTA will participate in the establishment and maintenance of performance measures and targets.
11. The transit agency will develop a transit asset management plan that at a minimum includes capital inventories, condition assessments, and investment prioritization. The transit agency will develop a public safety plan that at a minimum includes safety risk identification and evaluation, minimizing exposure to hazards and performance targets. The information is to be shared with the HEPMPO for incorporation into the Long Range Transportation Plan.

### **Section 3: Amendments**

HEPMPO will continue to review any agreements with EPTA to ensure that they continue to satisfy all planning requirements. HEPMPO and EPTA may cooperatively amend any sections of this Agreement/MOU in accordance with any new or revised federal regulations. This Agreement/MOU shall remain in effect unless the HEPMPO and EPTA terminate the MOU in writing.

Agreed to this 9<sup>th</sup> day of June, 2017

By:



Matthew Mullenax, Executive Director  
Hagerstown/Eastern Panhandle Metropolitan Planning Organization



Douglas Pixler, Director  
Eastern Panhandle Transit Authority

## **APPENDIX E**

### **PERFORMANCE MEASURE RESOLUTIONS**



**Hagerstown/Eastern Panhandle Metropolitan Planning Organization**  
33 W. Washington St., 4th Floor, Suite 402, Hagerstown, MD 21740  
Phone: 240-313-2080, Fax: 240-313-2084  
www.hepmo.net

**RESOLUTION NUMBER 2021-06**

**A RESOLUTION BY THE HAGERSTOWN/EASTERN PANHANDLE  
METROPOLITAN PLANNING ORGANIZATION (HEPMPO)**

**ADOPTION OF WEST VIRGINIA HIGHWAY PERFORMANCE MEASURE TARGETS**

**RECITALS**

**WHEREAS** the HEPMPO partners with the West Virginia Department of Transportation, the Federal Highway Administration, and the Federal Transit Administration to develop short term planning studies and long term multi-modal metropolitan transportation plans through a "continuous, cooperative and comprehensive planning program" that identify and address the transportation needs of our community in an open collaborative process that builds community consensus; and

**WHEREAS**, Federal surface transportation legislation, beginning with MAP-21 in 2012 and continued in the FAST Act, established performance requirements for States and MPOs under the Transportation Performance Management (TPM) program; and

**WHEREAS**, West Virginia Department of Transportation coordinated with HEPMPO on the development of their Strategic Highway Safety Plan and targets for five safety performance measures: (1) fatalities, (2) rate of fatalities (3) number of serious injuries (4) rate of serious injuries and (5) number of non-motorized fatalities and non-motorized serious injuries; and

**WHEREAS**, HEPMPO is a multi-state metropolitan planning organization that will adopt the highway safety targets of both Maryland and West Virginia for each State's respective portions of the planning area; and

**WHEREAS**, HEPMPO will report baseline safety performance and progress toward achieving the targets in the system performance report of the Long Range Transportation Plan (LRTP); and

**WHEREAS**, HEPMPO agrees to plan and program projects in the Transportation Improvement Program (TIP) to accomplish the State's targets; and

**WHEREAS**, HEPMPO will provide this resolution (and future ones) as a mutually agreed-upon way to report targets to State;

**NOW THEREFORE BE IT RESOLVED** that the Hagerstown/Eastern Panhandle MPO adopts the State of West Virginia's highway safety targets.

PASSED AND DULY ADOPTED this 21<sup>st</sup> day of October 2020.

HAGERSTOWN/EASTERN PANHANDLE  
METROPOLITAN PLANNING ORGANIZATION



**Hagerstown/Eastern Panhandle Metropolitan Planning Organization**  
33 W. Washington St., 4th Floor, Suite 402, Hagerstown, MD 21740  
Phone: 240-313-2080, Fax: 240-313-2084  
[www.hepmo.net](http://www.hepmo.net)

By

Elaine C. Mauck  
Elaine C. Mauck, Chair

Attest: [Signature]





**Hagerstown/Eastern Panhandle Metropolitan Planning Organization**  
33 W. Washington St., 4th Floor, Suite 402, Hagerstown, MD 21740  
Phone: 240-313-2080, Fax: 240-313-2084  
www.hepmo.net

**RESOLUTION NUMBER 2021-07**

**A RESOLUTION BY THE HAGERSTOWN/EASTERN PANHANDLE  
METROPOLITAN PLANNING ORGANIZATION (HEPMPO)**

**ADOPTION OF MARYLAND HIGHWAY PERFORMANCE MEASURE TARGETS**

**RECITALS**

**WHEREAS** the HEPMPO partners with the Maryland Department of Transportation, the Federal Highway Administration, and the Federal Transit Administration to develop short term planning studies and long term multi-modal metropolitan transportation plans through a "continuous, cooperative and comprehensive planning program" that identify and address the transportation needs of our community in an open collaborative process that builds community consensus; and

**WHEREAS**, Federal surface transportation legislation, beginning with MAP-21 in 2012 and continued in the FAST Act, established performance requirements for States and MPOs under the Transportation Performance Management (TPM) program; and

**WHEREAS**, Maryland Department of Transportation coordinated with HEPMPO on the development of their Strategic Highway Safety Plan and targets for five safety performance measures: (1) fatalities, (2) rate of fatalities (3) number of serious injuries (4) rate of serious injuries and (5) number of non-motorized fatalities and non-motorized serious injuries; and

**WHEREAS**, HEPMPO is a multi-state metropolitan planning organization that will adopt the highway safety targets of both Maryland and West Virginia for each State's respective portions of the planning area; and

**WHEREAS**, HEPMPO will report baseline safety performance and progress toward achieving the targets in the system performance report of the Long Range Transportation Plan (LRTP); and

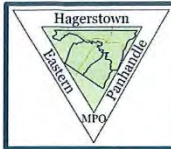
**WHEREAS**, HEPMPO agrees to plan and program projects in the Transportation Improvement Program (TIP) to accomplish the State's targets; and

**WHEREAS**, HEPMPO will provide this resolution (and future ones) as a mutually agreed-upon way to report targets to State;

**NOW THEREFORE BE IT RESOLVED** that the Hagerstown/Eastern Panhandle MPO adopts the State of Maryland's highway safety targets.

PASSED AND DULY ADOPTED this 20<sup>th</sup> day of January 2021.

HAGERSTOWN/EASTERN PANHANDLE  
METROPOLITAN PLANNING ORGANIZATION



**Hagerstown/Eastern Panhandle Metropolitan Planning Organization**

33 W. Washington St., 4th Floor, Suite 402, Hagerstown, MD 21740

Phone: 240-313-2080, Fax: 240-313-2084

[www.hepmo.net](http://www.hepmo.net)

By

Elaine C. Mauck  
Elaine C. Mauck, Chair

Attest:

[Signature]



**Hagerstown/Eastern Panhandle Metropolitan Planning Organization**  
33 W. Washington St., 4th Floor, Suite 402, Hagerstown, MD 21740  
Phone: 240-313-2080, Fax: 240-313-2084  
www.hepmo.net

**RESOLUTION NUMBER 2021-08**

**A RESOLUTION BY THE HAGERSTOWN/EASTERN PANHANDLE  
METROPOLITAN PLANNING ORGANIZATION (HEPMPO)**

**ADOPTION OF WEST VIRGINIA BRIDGE AND PAVEMENT CONDITION  
PERFORMANCE MEASURE TARGETS**

**RECITALS**

**WHEREAS** the HEPMPO partners with the West Virginia Department of Transportation, the Federal Highway Administration, and the Federal Transit Administration to develop short term planning studies and long term multi-modal metropolitan transportation plans through a "continuous, cooperative and comprehensive planning program" that identify and address the transportation needs of our community in an open collaborative process that builds community consensus; and

**WHEREAS**, Federal surface transportation legislation, beginning with MAP-21 in 2012 and continued in the FAST Act, established performance requirements for States and MPOs under the Transportation Performance Management (TPM) program; and

**WHEREAS**, West Virginia Department of Transportation coordinated with HEPMPO on the development of their targets for six bridge and pavement condition performance measures: (1) percent of pavements in good condition on the Interstate system, (2) percent of pavements in good condition on the non-Interstate National Highway System, (3) percent of pavements in poor condition on the Interstate system, (4) percent of pavements in poor condition on the non-Interstate National Highway System, (5) percent of bridges in good condition on the National Highway System and (6) percent of bridges in poor condition on the National Highway System; and

**WHEREAS**, HEPMPO is a multi-state metropolitan planning organization that will adopt the National Highway System infrastructure conditions targets of both Maryland and West Virginia for each State's respective portions of the planning area; and

**WHEREAS**, HEPMPO will report baseline performance and progress toward achieving the targets in the system performance report of the Long Range Transportation Plan (LRTP); and

**WHEREAS**, HEPMPO agrees to plan and program projects in the Transportation Improvement Program (TIP) to accomplish the State's targets; and

**WHEREAS**, HEPMPO will provide this resolution (and future ones) as a mutually agreed-upon way to report targets to State;

**NOW THEREFORE BE IT RESOLVED** that the Hagerstown/Eastern Panhandle MPO adopts the State of West Virginia's National Highway System infrastructure conditions, bridge and pavement, targets.



**Hagerstown/Eastern Panhandle Metropolitan Planning Organization**  
33 W. Washington St., 4th Floor, Suite 402, Hagerstown, MD 21740  
Phone: 240-313-2080, Fax: 240-313-2084  
[www.hepmo.net](http://www.hepmo.net)

PASSED AND DULY ADOPTED this 20<sup>th</sup> day of January 2021.

HAGERSTOWN/EASTERN PANHANDLE  
METROPOLITAN PLANNING ORGANIZATION

By

Elaine C. Mauck  
Elaine C. Mauck, Chair

Attest:

[Signature]





**Hagerstown/Eastern Panhandle Metropolitan Planning Organization**  
33 W. Washington St., 4th Floor, Suite 402, Hagerstown, MD 21740  
Phone: 240-313-2080, Fax: 240-313-2084  
[www.hepmo.net](http://www.hepmo.net)

**RESOLUTION NUMBER 2021-09**

**A RESOLUTION BY THE HAGERSTOWN/EASTERN PANHANDLE  
METROPOLITAN PLANNING ORGANIZATION (HEPMPO)**

**ADOPTION OF MARYLAND BRIDGE AND PAVEMENT CONDITION  
PERFORMANCE MEASURE TARGETS**

**RECITALS**

**WHEREAS** the HEPMPO partners with the Maryland Department of Transportation, the Federal Highway Administration, and the Federal Transit Administration to develop short term planning studies and long term multi-modal metropolitan transportation plans through a "continuous, cooperative and comprehensive planning program" that identify and address the transportation needs of our community in an open collaborative process that builds community consensus; and

**WHEREAS**, Federal surface transportation legislation, beginning with MAP-21 in 2012 and continued in the FAST Act, established performance requirements for States and MPOs under the Transportation Performance Management (TPM) program; and

**WHEREAS**, Maryland Department of Transportation coordinated with HEPMPO on the development of their targets for six bridge and pavement condition performance measures: (1) percent of pavements in good condition on the Interstate system, (2) percent of pavements in good condition on the non-Interstate National Highway System, (3) percent of pavements in poor condition on the Interstate system, (4) percent of pavements in poor condition on the non-Interstate National Highway System, (5) percent of bridges in good condition on the National Highway System and (6) percent of bridges in poor condition on the National Highway System; and

**WHEREAS**, HEPMPO is a multi-state metropolitan planning organization that will adopt the National Highway System infrastructure conditions targets of both Maryland and West Virginia for each State's respective portions of the planning area; and

**WHEREAS**, HEPMPO will report baseline performance and progress toward achieving the targets in the system performance report of the Long Range Transportation Plan (LRTP); and

**WHEREAS**, HEPMPO agrees to plan and program projects in the Transportation Improvement Program (TIP) to accomplish the State's targets; and

**WHEREAS**, HEPMPO will provide this resolution (and future ones) as a mutually agreed-upon way to report targets to State;

**NOW THEREFORE BE IT RESOLVED** that the Hagerstown/Eastern Panhandle MPO adopts the State of Maryland's National Highway System infrastructure conditions, bridge and pavement, targets.




**Hagerstown/Eastern Panhandle Metropolitan Planning Organization**  
33 W. Washington St., 4th Floor, Suite 402, Hagerstown, MD 21740  
Phone: 240-313-2080, Fax: 240-313-2084  
[www.hepmo.net](http://www.hepmo.net)

PASSED AND DULY ADOPTED this 20<sup>th</sup> day of January 2021.

HAGERSTOWN/EASTERN PANHANDLE  
METROPOLITAN PLANNING ORGANIZATION

By

  
Elaine C. Mauck, Chair

Attest:





**Hagerstown/Eastern Panhandle Metropolitan Planning Organization**  
33 W. Washington St., 4th Floor, Suite 402, Hagerstown, MD 21740  
Phone: 240-313-2080, Fax: 240-313-2084  
www.hepmo.net

**RESOLUTION NUMBER 2021-10**

**A RESOLUTION BY THE HAGERSTOWN/EASTERN PANHANDLE  
METROPOLITAN PLANNING ORGANIZATION (HEPMPO)**

**ADOPTION OF WEST VIRGINIA SYSTEM PERFORMANCE/FREIGHT/CMAQ  
PERFORMANCE MEASURE TARGETS**

**RECITALS**

**WHEREAS** the HEPMPO partners with the West Virginia Department of Transportation, the Federal Highway Administration, and the Federal Transit Administration to develop short term planning studies and long term multi-modal metropolitan transportation plans through a "continuous, cooperative and comprehensive planning program" that identify and address the transportation needs of our community in an open collaborative process that builds community consensus; and

**WHEREAS**, Federal surface transportation legislation, beginning with MAP-21 in 2012 and continued in the FAST Act, established performance requirements for States and MPOs under the Transportation Performance Management (TPM) program; and

**WHEREAS**, West Virginia Department of Transportation coordinated with HEPMPO on the development of their three applicable system performance/freight/CMAQ performance measures: (1) percent of the Person-Miles Traveled on the Interstate That Are Reliable, (2) percent of the Person-Miles Traveled on the non-Interstate National Highway System That Are Reliable, (3) Truck Travel Time Reliability Index; and

**WHEREAS**, HEPMPO is a multi-state metropolitan planning organization that will adopt the applicable system performance/freight/CMAQ performance targets required for the HEPMPO planning area of both Maryland and West Virginia for each State's respective portions of the planning area; and

**WHEREAS**, HEPMPO will report baseline performance and progress toward achieving the targets in the system performance report of the Long Range Transportation Plan (LRTP); and

**WHEREAS**, HEPMPO agrees to plan and program projects in the Transportation Improvement Program (TIP) to accomplish the State's targets; and

**WHEREAS**, HEPMPO will provide this resolution (and future ones) as a mutually agreed-upon way to report targets to State;

**NOW THEREFORE BE IT RESOLVED** that the Hagerstown/Eastern Panhandle MPO adopts the State of West Virginia's system performance/freight/CMAQ targets.


PASSED AND DULY ADOPTED this 20<sup>th</sup> day of January 2021.



**Hagerstown/Eastern Panhandle Metropolitan Planning Organization**  
33 W. Washington St., 4th Floor, Suite 402, Hagerstown, MD 21740  
Phone: 240-313-2080, Fax: 240-313-2084  
[www.hepmo.net](http://www.hepmo.net)

HAGERSTOWN/EASTERN PANHANDLE  
METROPOLITAN PLANNING ORGANIZATION

By

  
Elaine C. Mauck, Chair

Attest:







**Hagerstown/Eastern Panhandle Metropolitan Planning Organization**  
33 W. Washington St., 4th Floor, Suite 402, Hagerstown, MD 21740  
Phone: 240-313-2080, Fax: 240-313-2084  
www.hepmo.net

**RESOLUTION NUMBER 2021-11**

**A RESOLUTION BY THE HAGERSTOWN/EASTERN PANHANDLE  
METROPOLITAN PLANNING ORGANIZATION (HEPMPO)**

**ADOPTION OF MARYLAND SYSTEM PERFORMANCE/FREIGHT/CMAQ  
PERFORMANCE MEASURE TARGETS**

**RECITALS**

**WHEREAS** the HEPMPO partners with the Maryland Department of Transportation, the Federal Highway Administration, and the Federal Transit Administration to develop short term planning studies and long term multi-modal metropolitan transportation plans through a "continuous, cooperative and comprehensive planning program" that identify and address the transportation needs of our community in an open collaborative process that builds community consensus; and

**WHEREAS**, Federal surface transportation legislation, beginning with MAP-21 in 2012 and continued in the FAST Act, established performance requirements for States and MPOs under the Transportation Performance Management (TPM) program; and

**WHEREAS**, Maryland Department of Transportation coordinated with HEPMPO on the development of their three applicable system performance/freight/CMAQ performance measures: (1) percent of the Person-Miles Traveled on the Interstate That Are Reliable, (2) percent of the Person-Miles Traveled on the non-Interstate National Highway System That Are Reliable, (3) Truck Travel Time Reliability Index; and

**WHEREAS**, HEPMPO is a multi-state metropolitan planning organization that will adopt the applicable system performance/freight/CMAQ performance targets required for the HEPMPO planning area of both Maryland and West Virginia for each State's respective portions of the planning area; and

**WHEREAS**, HEPMPO will report baseline performance and progress toward achieving the targets in the system performance report of the Long Range Transportation Plan (LRTP); and

**WHEREAS**, HEPMPO agrees to plan and program projects in the Transportation Improvement Program (TIP) to accomplish the State's targets; and

**WHEREAS**, HEPMPO will provide this resolution (and future ones) as a mutually agreed-upon way to report targets to State;

**NOW THEREFORE BE IT RESOLVED** that the Hagerstown/Eastern Panhandle MPO adopts the State of Maryland's system performance/freight/CMAQ targets.

PASSED AND DULY ADOPTED this 20<sup>th</sup> day of January 2021.



**Hagerstown/Eastern Panhandle Metropolitan Planning Organization**

33 W. Washington St., 4th Floor, Suite 402, Hagerstown, MD 21740

Phone: 240-313-2080, Fax: 240-313-2084

[www.hepmo.net](http://www.hepmo.net)

HAGERSTOWN/EASTERN PANHANDLE  
METROPOLITAN PLANNING ORGANIZATION


By

Elaine C. Mauck, Chair

Attest:

## **APPENDIX F**

### **PUBLIC PARTICIPATION DOCUMENTATION**



HEPMPO

Hagerstown/Eastern Panhandle Metropolitan Planning Organization

HOME


RFP

ABOUT US

TITLE VI

DOCUMENTS


RESOURCES



DRAFT

FY 2021-2024  
Transportation Improvement Program

HAGERSTOWN/EASTERN PANHANDLE MPO



WELCOME TO HEPMPO!

The Hagerstown/Eastern Panhandle Metropolitan Planning Organization (HEPMPO) is the federally designated regional transportation planning body for the urbanized area covering Berkeley and Jefferson Counties, West Virginia, Washington County, Maryland and a small portion of Franklin County, Pennsylvania.


We invite you to search our website, review the information, and provide us with your feedback regarding transportation issues facing the region today and in the future.

CONTACT US:

33 West Washington Street  
Suite 402 - 4th Floor  
Hagerstown MD 21740  
(240) 313-2080  
mmullenax@hepmo.net


Translate Page

NEWS

FOLLOW US 

UPCOMING EVENTS

ANNOUNCEMENTS



Hagerstown/Eastern Panhandle Metropolitan Planning Organization

@hepmo

Home

About

Photos

Reviews

Posts

Community


Create a Page

Like

Share

...



Posts



Hagerstown/Eastern Panhandle Metropolitan Planning Organization

April 17 at 11:53 AM

**PUBLIC NOTICE:** The Hagerstown/Eastern Panhandle Metropolitan Planning Organization (HEPMPO) hereby notifies all interested persons that the proposed FY 2021-2024 Transportation Improvement Plan (TIP) for the Hagerstown-Martinsburg, MD-WV Metropolitan Area, that is in Washington County, MD and Berkeley and Jefferson counties, WV, is available for comment and review. The proposed TIP identifies more than \$100 million in projects for highway, transit and other related transport... See More


1

1 Share

Like

Comment

Share



Hagerstown/Eastern Panhandle Metropolitan Planning Organization

April 17 at 5:23 AM

**PUBLIC NOTICE:** The Hagerstown/Eastern Panhandle Metropolitan Planning Organization (HEPMPO) hereby notifies all interested persons that the proposed FY 2021 Unified Planning Work Program (UPWP) for the Hagerstown, MD-WV-PA Urbanized Area, that is in Washington County, MD and Berkeley and Jefferson Counties, WV, is available for comment and

Call Now

Send Message

Facebook is showing information to help you better understand the purpose of a Page. See actions taken by the people who manage and post content.

Page created - August 18, 2014


People

★★★★★

311 likes


1 visit

Related Pages




WV House Democrats

Political Organization




Eastern Panhandle Transit Authority

Bus Line




Mountaineer Meat Smokers

Barbecue Restaurant



Eastern Panhandle Regional Planning Organization

Government Organization



Jefferson County Parks and Recreation

Public & Government Service

See More

Places

Hagerstown, Maryland

Community Organization

Government Organization

Hagerstown/Eastern Panhandle Metropolitan Planning Organization

English (US)

Español

Português (Brasil)

Français (France)

Deutsch

+

Privacy

Terms

Advertising

Ad Choices

Cookies

More

Facebook © 2020

Page 110 of 118





HERALD-MAIL  
**MEDIA**  
PUBLISHED • DIGITAL • TELEVISION

## -Affidavit-

P.O. Box 439, 100 Summit Avenue  
Hagerstown, MD 21740  
301-733-5131

It is hereby certified by the undersigned that the Herald-Mail is a daily newspaper of general circulation, printed in the English language and published in the City of Hagerstown in said County and State; and that the attached order, notice, publication or advertisement of

HEPMPO  
33 W WASHINGTON ST STE 402  
HAGERSTOWN, MD 21740

was duly published as noted.

Account #: 131608

Contact:

Telephone: (240) 313-2080

Fax:

**Run Dates:**

Herald Mail: 04/18/20, 05/09/20; HM

Online: 04/18/20, 05/09/20.

*Teddi Deane*  
*Hm Legals*

Ad ID: 830416

Start: 04/18/20

Stop: 05/09/20

Total Cost: \$177.00

# of Lines: 50

Total Depth: 6.236

# of Inserts:

Ad Class: 7350

Phone #

Email: tdeaner@herald-mail.com

**PUBLIC NOTICE**

The Hagerstown/Eastern Panhandle Metropolitan Planning Organization (HEPMPO) hereby notifies all interested persons that the proposed FY 2021-2024 Transportation Improvement Plan (TIP) for the Hagerstown-Martinsburg, MD-WV Metropolitan Area, that is in Washington County, MD and Berkeley and Jefferson counties, WV, is available for comment and review. The proposed TIP identifies more than \$100 million in projects for highway, transit and other related transportation services that are planned to be constructed or implemented over the next four years throughout the metropolitan area. This public participation process for the Transportation Improvement Program also serves to meet the Federal Transit Administration public participation requirements for the Eastern Panhandle Transit Authority and the Maryland Transit Administration's Program of Projects (POP).

Copies of the draft TIP are available online at the website [www.hepmo.net](http://www.hepmo.net).

The public comment period will begin on Saturday, April 18, 2020 and end on Tuesday, May 19, 2020. Written comments may be mailed to the HEPMPO's office (33 W. Washington Street, Suite 402, Hagerstown, MD 21740), sent via email to [mmullenax@hepmo.net](mailto:mmullenax@hepmo.net) or submitted on-line at [www.hepmo.net/contact](http://www.hepmo.net/contact). Only written comments will be accepted. Questions should be directed to Matt Mullenax at (240) 313-2081.

**Public Notice**

The Hagerstown/Eastern Panhandle Metropolitan Planning Organization (HEPMPO) hereby notifies all interested persons that the proposed FY 2021-2024 Transportation Improvement Plan (TIP) for the Hagerstown-Martinsburg, MD-WV Metropolitan Area, that is in Washington County, MD and Berkeley and Jefferson counties, WV, is available for comment and review. The proposed TIP identifies more than \$100 million in projects for highway, transit and other related transportation services that are planned to be constructed or implemented over the next four years throughout the metropolitan area. This public participation process for the Transportation Improvement Program also serves to meet the Federal Transit Administration public participation requirements for the Eastern Panhandle Transit Authority and the Maryland Transit Administration's Program of Projects (POP).

Copies of the draft TIP are available online at the website [www.hepmo.net](http://www.hepmo.net).

The public comment period will begin on Saturday, April 18, 2020 and end on Tuesday, May 19, 2020. Written comments may be mailed to the HEPMP's office (33 W. Washington Street, Suite 402, Hagerstown MD 21740), sent via email to [mmullenax@hepmo.net](mailto:mmullenax@hepmo.net) or submitted on-line at [www.hepmo.net/contact](http://www.hepmo.net/contact). Only written comments will be accepted. Questions should be directed to Matt Mullenax at (240) 313-2081.

4:18,5:9

(21)

**Certificate of Publication**

This is to certify the annexed advertisement

*TIP Meeting*

appeared for two consecutive days/weeks  
in The Journal Publishing Company, a newspaper  
published in the City of Martinsburg, WV  
in its issue beginning:

18 April 2020

and ending:

8 May 2020

The Journal  
207 W. King Street  
Martinsburg, WV 25401

Fee \$ 82.52

THE STATE OF WEST VIRGINIA  
COUNTY OF BERKELEY


The foregoing instrument was acknowledged

before me this 28 June 2020

*Sfr* by

My commission expires Apr 29 2023

*Carel Bush*  
Notary Public



## **APPENDIX G**

### **MARYLAND OBLIGATED PROJECT LIST**

MPO ID	Project Description	Year of Obligation	Total Cost (in thousands)
<b>MD Highways</b>			
W2019-01	Areawide Environmental Projects	FY19, FY20	\$1,731,939.07
W2019-02	Areawide Safety & Spot Improvements	FY19, FY20	\$1,126,883.59
W2019-03	Areawide Resurfacing & Rehabilitation	FY19, FY20	\$11,604,518.63
W2019-04	Areawide Bridge Replacement & Rehabilitation	FY19, FY20	\$8,735,413.12
<b>Transit - WCT</b>			
WT2017-01.1	5307 Small Urban Operating	FY18, FY19	\$1,867,082
WT2017-02.1	5307/5339 Small Urban Capital	FY19	\$1,400,184
WT2017-04.1	5310 Rural Area	FY18	\$6,400
WT2014-04.2	5310 Rural Area	FY18	\$48,803
WT2017-04.3	5310 Rural Area	FY18	\$8,000
WT2017-04.4	5310 Rural Area	FY18	\$27,500

## **APPENDIX H**

### **WEST VIRGINIA OBLIGATED PROJECT LIST**

MPO ID	Project Description	Phase	Year of Obligation	Total Cost
<b>Berkeley County Highways</b>				
B2019-02.07	Exit 16 Ramp Repair (I-81)	CON	2020	\$6,424,177
B2017-08.1.01	Mill Creek O/P NB & SB	CON	2020	\$4,591,829
<b>Jefferson County Highways</b>				
J2016-03	Bakerton Road Bridge	CON	2020	\$998,410
J2019-01.02	Shenandoah River Bridge	CON	2020	\$435,000
<b>Transit - EPTA</b>				

**APPENDIX I**  
**INDIVIDUAL PROJECT SHEETS**

**West Virginia Highway Projects**

**Maryland Highway Projects**

**Eastern Panhandle Transit Authority Projects**

**Washington County Transit Projects**

***Disclaimer*** - *The mapping products in this document are for informational purposes and may not have been prepared for, or be suitable for legal, engineering, or surveying purposes. Users of this information should review or consult the primary data and information sources to ascertain the usability of the information.*





WV DOT

## 2021 - 2024 Transportation Improvement Program

Roadways

### Martinsburg Train Station Corridor

**MPO ID** B2016-01  
**Resp. Agency** WV DOT  
**Project Category** Roadways  
**State** West Virginia  
**CIP or CTP ID(s)** TAP-2014(171&172)DTC

**Project Category** TIP  
**Functional Class** Community Development  
**County** Berkeley County  
**Est. Total Cost** \$192  
**Prior Years Cost** \$42  
**Future Years Cost** \$0

**Description:**  
Construct sidewalks

**Limits:**

**LRTP Relationship:**  
Bicycle and Pedestrian Element





## 2021 - 2024 Transportation Improvement Program

### Martinsburg Train Station Corridor

(Funding in Thousands)

#### Transportation Alternatives Program

Phase	Prior Funds	FY 2021 Funds	FY 2022 Funds	FY 2023 Funds	FY 2024 Funds	FY 2025 Funds	FY 2026 Funds	Future Funds	Total Four-Year Funding Request
ENG	\$42	\$0	\$0	\$0	\$0	\$0	\$0	\$0	\$42
ROW	\$0	\$0	\$0	\$0	\$0	\$0	\$0	\$0	\$0
CON	\$0	\$120	\$0	\$0	\$0	\$0	\$0	\$0	\$120
Transit	\$0	\$0	\$0	\$0	\$0	\$0	\$0	\$0	\$0
MPO	\$0	\$0	\$0	\$0	\$0	\$0	\$0	\$0	\$0
<b>Subtotal</b>	<b>\$42</b>	<b>\$120</b>	<b>\$0</b>	<b>\$0</b>	<b>\$0</b>	<b>\$0</b>	<b>\$0</b>	<b>\$0</b>	<b>\$162</b>

#### State Funding - West Virginia

Phase	Prior Funds	FY 2021 Funds	FY 2022 Funds	FY 2023 Funds	FY 2024 Funds	FY 2025 Funds	FY 2026 Funds	Future Funds	Total Four-Year Funding Request
ENG	\$0	\$0	\$0	\$0	\$0	\$0	\$0	\$0	\$0
ROW	\$0	\$0	\$0	\$0	\$0	\$0	\$0	\$0	\$0
CON	\$0	\$30	\$0	\$0	\$0	\$0	\$0	\$0	\$30
Transit	\$0	\$0	\$0	\$0	\$0	\$0	\$0	\$0	\$0
MPO	\$0	\$0	\$0	\$0	\$0	\$0	\$0	\$0	\$0
<b>Subtotal</b>	<b>\$0</b>	<b>\$30</b>	<b>\$0</b>	<b>\$0</b>	<b>\$0</b>	<b>\$0</b>	<b>\$0</b>	<b>\$0</b>	<b>\$30</b>
<b>Total</b>	<b>\$42</b>	<b>\$150</b>	<b>\$0</b>	<b>\$0</b>	<b>\$0</b>	<b>\$0</b>	<b>\$0</b>	<b>\$0</b>	<b>\$192</b>



## Rock Cliff I/S Improvements

**MPO ID** B2017-02  
**Resp. Agency** WV DOT  
**Project Category** Roadways  
**State** West Virginia  
**CIP or CTP ID(s)** CMAQ-0010(273)D

**Project Category** TIP  
**Functional Class** Traffic  
**County** Berkeley County  
**Est. Total Cost** \$1,776  
**Prior Years Cost** \$421  
**Future Years Cost** \$0

**Description:**  
Construct Roundabout

**Limits:**  
Intersection of Rock Cliff Drive and Tavern Road

**LRTP Relationship:**  
Congestion Management





## 2021 - 2024 Transportation Improvement Program

## Rock Cliff I/S Improvements

(Funding in Thousands)

## Congestion Management and Air Quality

Phase	Prior Funds	FY 2021 Funds	FY 2022 Funds	FY 2023 Funds	FY 2024 Funds	FY 2025 Funds	FY 2026 Funds	Future Funds	Total Four-Year Funding Request
ENG	\$0	\$0	\$0	\$0	\$0	\$0	\$0	\$0	\$0
ROW	\$337	\$0	\$0	\$0	\$0	\$0	\$0	\$0	\$337
CON	\$0	\$1355	\$0	\$0	\$0	\$0	\$0	\$0	\$1,355
Transit	\$0	\$0	\$0	\$0	\$0	\$0	\$0	\$0	\$0
MPO	\$0	\$0	\$0	\$0	\$0	\$0	\$0	\$0	\$0
<b>Subtotal</b>	<b>\$337</b>	<b>\$1355</b>	<b>\$0</b>	<b>\$0</b>	<b>\$0</b>	<b>\$0</b>	<b>\$0</b>	<b>\$0</b>	<b>\$1,692</b>

## State Funding - West Virginia

Phase	Prior Funds	FY 2021 Funds	FY 2022 Funds	FY 2023 Funds	FY 2024 Funds	FY 2025 Funds	FY 2026 Funds	Future Funds	Total Four-Year Funding Request
ENG	\$0	\$0	\$0	\$0	\$0	\$0	\$0	\$0	\$0
ROW	\$84	\$0	\$0	\$0	\$0	\$0	\$0	\$0	\$84
CON	\$0	\$0	\$0	\$0	\$0	\$0	\$0	\$0	\$0
Transit	\$0	\$0	\$0	\$0	\$0	\$0	\$0	\$0	\$0
MPO	\$0	\$0	\$0	\$0	\$0	\$0	\$0	\$0	\$0
<b>Subtotal</b>	<b>\$84</b>	<b>\$0</b>	<b>\$0</b>	<b>\$0</b>	<b>\$0</b>	<b>\$0</b>	<b>\$0</b>	<b>\$0</b>	<b>\$84</b>
<b>Total</b>	<b>\$421</b>	<b>\$1355</b>	<b>\$0</b>	<b>\$0</b>	<b>\$0</b>	<b>\$0</b>	<b>\$0</b>	<b>\$0</b>	<b>\$1,776</b>



WV DOT

## 2021 - 2024 Transportation Improvement Program

Roadways

### Middleway Bridge

**MPO ID** B2017-03  
**Resp. Agency** WV DOT  
**Project Category** Roadways  
**State** West Virginia  
**CIP or CTP ID(s)** STP-0051(043)D

**Project Category** TIP  
**Functional Class** Bridge  
**County** Berkeley County  
**Est. Total Cost** \$7,243  
**Prior Years Cost** \$450  
**Future Years Cost** \$0

**Description:**  
Replace bridge

**Limits:**

Located on WV 51, over the Opequon Creek, at the Berkeley/Jefferson County border

**LRTP Relationship:**

System Preservation





## 2021 - 2024 Transportation Improvement Program

### Middleway Bridge

(Funding in Thousands)

#### State Funding - West Virginia

Phase	Prior Funds	FY 2021 Funds	FY 2022 Funds	FY 2023 Funds	FY 2024 Funds	FY 2025 Funds	FY 2026 Funds	Future Funds	Total Four-Year Funding Request
ENG	\$360	\$0	\$0	\$0	\$0	\$0	\$0	\$0	\$360
ROW	\$0	\$135	\$0	\$0	\$0	\$0	\$0	\$0	\$135
CON	\$0	\$0	\$0	\$1223	\$0	\$0	\$0	\$0	\$1,223
Transit	\$0	\$0	\$0	\$0	\$0	\$0	\$0	\$0	\$0
MPO	\$0	\$0	\$0	\$0	\$0	\$0	\$0	\$0	\$0
<b>Subtotal</b>	<b>\$360</b>	<b>\$135</b>	<b>\$0</b>	<b>\$1223</b>	<b>\$0</b>	<b>\$0</b>	<b>\$0</b>	<b>\$0</b>	<b>\$1,718</b>

#### Surface Transportation Program

Phase	Prior Funds	FY 2021 Funds	FY 2022 Funds	FY 2023 Funds	FY 2024 Funds	FY 2025 Funds	FY 2026 Funds	Future Funds	Total Four-Year Funding Request
ENG	\$90	\$0	\$0	\$0	\$0	\$0	\$0	\$0	\$90
ROW	\$0	\$540	\$0	\$0	\$0	\$0	\$0	\$0	\$540
CON	\$0	\$0	\$0	\$4895	\$0	\$0	\$0	\$0	\$4,895
Transit	\$0	\$0	\$0	\$0	\$0	\$0	\$0	\$0	\$0
MPO	\$0	\$0	\$0	\$0	\$0	\$0	\$0	\$0	\$0
<b>Subtotal</b>	<b>\$90</b>	<b>\$540</b>	<b>\$0</b>	<b>\$4895</b>	<b>\$0</b>	<b>\$0</b>	<b>\$0</b>	<b>\$0</b>	<b>\$5,525</b>
<b>Total</b>	<b>\$450</b>	<b>\$675</b>	<b>\$0</b>	<b>\$6118</b>	<b>\$0</b>	<b>\$0</b>	<b>\$0</b>	<b>\$0</b>	<b>\$7,243</b>



## I-81 Lighting

**MPO ID** B2019-04.01  
**Resp. Agency** WV DOT  
**Project Category** Roadways  
**State** West Virginia  
**CIP or CTP ID(s)** NHPP-081(1133)D

**Project Category** TIP  
**Functional Class** Traffic  
**County** Berkeley County  
**Est. Total Cost** \$8,500  
**Prior Years Cost** \$500  
**Future Years Cost** \$0

**Description:**

Upgrade lighting along I-81 corridor through Berkeley County

**Limits:**

Beginning MP 0; Distance 26 miles

**LRTP Relationship:**

Safety





## 2021 - 2024 Transportation Improvement Program

## I-81 Lighting

(Funding in Thousands)

## National Highway Performance Program

Phase	Prior Funds	FY 2021 Funds	FY 2022 Funds	FY 2023 Funds	FY 2024 Funds	FY 2025 Funds	FY 2026 Funds	Future Funds	Total Four-Year Funding Request
ENG	\$450	\$0	\$0	\$0	\$0	\$0	\$0	\$0	\$450
ROW	\$0	\$0	\$0	\$0	\$0	\$0	\$0	\$0	\$0
CON	\$0	\$7200	\$0	\$0	\$0	\$0	\$0	\$0	\$7,200
Transit	\$0	\$0	\$0	\$0	\$0	\$0	\$0	\$0	\$0
MPO	\$0	\$0	\$0	\$0	\$0	\$0	\$0	\$0	\$0
<b>Subtotal</b>	<b>\$450</b>	<b>\$7200</b>	<b>\$0</b>	<b>\$0</b>	<b>\$0</b>	<b>\$0</b>	<b>\$0</b>	<b>\$0</b>	<b>\$7,650</b>





## 2021 - 2024 Transportation Improvement Program

## I-81 Lighting

(Funding in Thousands)

## State Funding - West Virginia

Phase	Prior Funds	FY 2021 Funds	FY 2022 Funds	FY 2023 Funds	FY 2024 Funds	FY 2025 Funds	FY 2026 Funds	Future Funds	Total Four-Year Funding Request
ENG	\$50	\$0	\$0	\$0	\$0	\$0	\$0	\$0	\$50
ROW	\$0	\$0	\$0	\$0	\$0	\$0	\$0	\$0	\$0
CON	\$0	\$800	\$0	\$0	\$0	\$0	\$0	\$0	\$800
Transit	\$0	\$0	\$0	\$0	\$0	\$0	\$0	\$0	\$0
MPO	\$0	\$0	\$0	\$0	\$0	\$0	\$0	\$0	\$0
<b>Subtotal</b>	<b>\$50</b>	<b>\$800</b>	<b>\$0</b>	<b>\$0</b>	<b>\$0</b>	<b>\$0</b>	<b>\$0</b>	<b>\$0</b>	<b>\$850</b>
<b>Total</b>	<b>\$500</b>	<b>\$8000</b>	<b>\$0</b>	<b>\$0</b>	<b>\$0</b>	<b>\$0</b>	<b>\$0</b>	<b>\$0</b>	<b>\$8,500</b>



## Martinsburg Train Station

<b>MPO ID</b>	B2019-05.02	<b>Project Category</b>	TIP
<b>Resp. Agency</b>	WV DOT	<b>Functional Class</b>	Community Development
<b>Project Category</b>	Roadways	<b>County</b>	Berkeley County
<b>State</b>	West Virginia	<b>Est. Total Cost</b>	\$883
<b>CIP or CTP ID(s)</b>	TAP-2018(079)D	<b>Prior Years Cost</b>	\$0
		<b>Future Years Cost</b>	\$0

**Description:**

Streetscape design from E Martin Street, leading to the Martinsburg Train Station.

**Limits:**

E Martin Street, from White Ave to Queen Street

**LRTP Relationship:**

Bicycle and Pedestrian Element





## 2021 - 2024 Transportation Improvement Program

### Martinsburg Train Station

(Funding in Thousands)

#### State Funding - West Virginia

Phase	Prior Funds	FY 2021 Funds	FY 2022 Funds	FY 2023 Funds	FY 2024 Funds	FY 2025 Funds	FY 2026 Funds	Future Funds	Total Four-Year Funding Request
ENG	\$0	\$0	\$0	\$0	\$0	\$0	\$0	\$0	\$0
ROW	\$0	\$0	\$0	\$0	\$0	\$0	\$0	\$0	\$0
CON	\$0	\$176	\$0	\$0	\$0	\$0	\$0	\$0	\$176
Transit	\$0	\$0	\$0	\$0	\$0	\$0	\$0	\$0	\$0
MPO	\$0	\$0	\$0	\$0	\$0	\$0	\$0	\$0	\$0
<b>Subtotal</b>	<b>\$0</b>	<b>\$176</b>	<b>\$0</b>	<b>\$0</b>	<b>\$0</b>	<b>\$0</b>	<b>\$0</b>	<b>\$0</b>	<b>\$176</b>

#### Transportation Alternatives Program

Phase	Prior Funds	FY 2021 Funds	FY 2022 Funds	FY 2023 Funds	FY 2024 Funds	FY 2025 Funds	FY 2026 Funds	Future Funds	Total Four-Year Funding Request
ENG	\$0	\$0	\$0	\$0	\$0	\$0	\$0	\$0	\$0
ROW	\$0	\$0	\$0	\$0	\$0	\$0	\$0	\$0	\$0
CON	\$0	\$707	\$0	\$0	\$0	\$0	\$0	\$0	\$707
Transit	\$0	\$0	\$0	\$0	\$0	\$0	\$0	\$0	\$0
MPO	\$0	\$0	\$0	\$0	\$0	\$0	\$0	\$0	\$0
<b>Subtotal</b>	<b>\$0</b>	<b>\$707</b>	<b>\$0</b>	<b>\$0</b>	<b>\$0</b>	<b>\$0</b>	<b>\$0</b>	<b>\$0</b>	<b>\$707</b>
<b>Total</b>	<b>\$0</b>	<b>\$883</b>	<b>\$0</b>	<b>\$0</b>	<b>\$0</b>	<b>\$0</b>	<b>\$0</b>	<b>\$0</b>	<b>\$883</b>



## Harold Drive Extension

**MPO ID** B2019-07.02

**Resp. Agency** WV DOT

**Project Category** Roadways

**State** West Virginia

**CIP or CTP ID(s)** n/a

**Description:**

Feasibility design study for Harold Drive extension

**Project Category**

TIP

**Functional Class**

Localized Mobility

**County**

Berkeley County

**Est. Total Cost**

\$300

**Prior Years Cost**

\$300

**Future Years Cost**

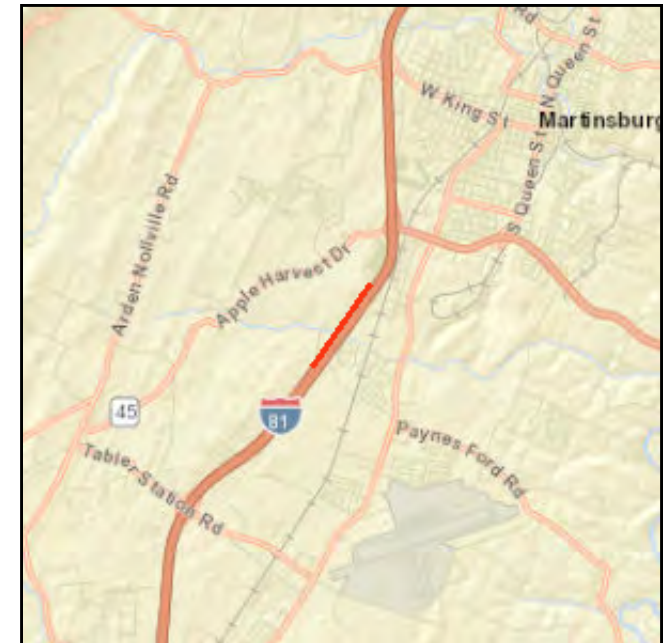
\$0

**Limits:**

The Commons shopping center to Harold Drive parallel to I-81 on the west side.

**L RTP Relationship:**

Congestion Management





## 2021 - 2024 Transportation Improvement Program

## Harold Drive Extension

(Funding in Thousands)

## Economic Development Administration

Phase	Prior Funds	FY 2021 Funds	FY 2022 Funds	FY 2023 Funds	FY 2024 Funds	FY 2025 Funds	FY 2026 Funds	Future Funds	Total Four-Year Funding Request
ENG	\$150	\$0	\$0	\$0	\$0	\$0	\$0	\$0	\$150
ROW	\$0	\$0	\$0	\$0	\$0	\$0	\$0	\$0	\$0
CON	\$0	\$0	\$0	\$0	\$0	\$0	\$0	\$0	\$0
Transit	\$0	\$0	\$0	\$0	\$0	\$0	\$0	\$0	\$0
MPO	\$0	\$0	\$0	\$0	\$0	\$0	\$0	\$0	\$0
<b>Subtotal</b>	<b>\$150</b>	<b>\$0</b>	<b>\$0</b>	<b>\$0</b>	<b>\$0</b>	<b>\$0</b>	<b>\$0</b>	<b>\$0</b>	<b>\$150</b>



## 2021 - 2024 Transportation Improvement Program

## Harold Drive Extension

(Funding in Thousands)

## Local Match

Phase	Prior Funds	FY 2021 Funds	FY 2022 Funds	FY 2023 Funds	FY 2024 Funds	FY 2025 Funds	FY 2026 Funds	Future Funds	Total Four-Year Funding Request
ENG	\$150	\$0	\$0	\$0	\$0	\$0	\$0	\$0	\$150
ROW	\$0	\$0	\$0	\$0	\$0	\$0	\$0	\$0	\$0
CON	\$0	\$0	\$0	\$0	\$0	\$0	\$0	\$0	\$0
Transit	\$0	\$0	\$0	\$0	\$0	\$0	\$0	\$0	\$0
MPO	\$0	\$0	\$0	\$0	\$0	\$0	\$0	\$0	\$0
<b>Subtotal</b>	<b>\$150</b>	<b>\$0</b>	<b>\$0</b>	<b>\$0</b>	<b>\$0</b>	<b>\$0</b>	<b>\$0</b>	<b>\$0</b>	<b>\$150</b>
<b>Total</b>	<b>\$300</b>	<b>\$0</b>	<b>\$0</b>	<b>\$0</b>	<b>\$0</b>	<b>\$0</b>	<b>\$0</b>	<b>\$0</b>	<b>\$300</b>



WV DOT

## 2021 - 2024 Transportation Improvement Program

Roadways

### WV 45 Apple Harvest Dr Widening

<b>MPO ID</b>	B2019-08	<b>Project Category</b>	TIP
<b>Resp. Agency</b>	WV DOT	<b>Functional Class</b>	Regional Mobility
<b>Project Category</b>	Roadways	<b>County</b>	Berkeley County
<b>State</b>	West Virginia	<b>Est. Total Cost</b>	\$11,150
<b>CIP or CTP ID(s)</b>	STP-0045(077)D	<b>Prior Years Cost</b>	\$350
		<b>Future Years Cost</b>	\$0

**Description:**

Widen & Add Additional Lanes; project will include adding extra through lanes and creating shared turn/through lanes.

**Limits:**

WV 45, beginning MP 14.5; Length 0.81 miles

**LRTP Relationship:**

System Preservation





## 2021 - 2024 Transportation Improvement Program

## WV 45 Apple Harvest Dr Widening

(Funding in Thousands)

## State Funding - West Virginia

Phase	Prior Funds	FY 2021 Funds	FY 2022 Funds	FY 2023 Funds	FY 2024 Funds	FY 2025 Funds	FY 2026 Funds	Future Funds	Total Four-Year Funding Request
ENG	\$70	\$0	\$0	\$0	\$0	\$0	\$0	\$0	\$70
ROW	\$0	\$0	\$0	\$0	\$0	\$0	\$0	\$0	\$0
CON	\$0	\$2085	\$0	\$0	\$0	\$0	\$0	\$0	\$2,085
Transit	\$0	\$0	\$0	\$0	\$0	\$0	\$0	\$0	\$0
MPO	\$0	\$0	\$0	\$0	\$0	\$0	\$0	\$0	\$0
<b>Subtotal</b>	<b>\$70</b>	<b>\$2085</b>	<b>\$0</b>	<b>\$0</b>	<b>\$0</b>	<b>\$0</b>	<b>\$0</b>	<b>\$0</b>	<b>\$2,155</b>





## 2021 - 2024 Transportation Improvement Program

## WV 45 Apple Harvest Dr Widening

(Funding in Thousands)

## Surface Transportation Program

Phase	Prior Funds	FY 2021 Funds	FY 2022 Funds	FY 2023 Funds	FY 2024 Funds	FY 2025 Funds	FY 2026 Funds	Future Funds	Total Four-Year Funding Request
ENG	\$280	\$0	\$0	\$0	\$0	\$0	\$0	\$0	\$280
ROW	\$0	\$0	\$0	\$0	\$0	\$0	\$0	\$0	\$0
CON	\$0	\$8040	\$0	\$0	\$0	\$0	\$0	\$0	\$8,040
Transit	\$0	\$0	\$0	\$0	\$0	\$0	\$0	\$0	\$0
MPO	\$0	\$0	\$0	\$0	\$0	\$0	\$0	\$0	\$0
<b>Subtotal</b>	<b>\$280</b>	<b>\$8040</b>	<b>\$0</b>	<b>\$0</b>	<b>\$0</b>	<b>\$0</b>	<b>\$0</b>	<b>\$0</b>	<b>\$8,320</b>

## Railroad Crossings

Phase	Prior Funds	FY 2021 Funds	FY 2022 Funds	FY 2023 Funds	FY 2024 Funds	FY 2025 Funds	FY 2026 Funds	Future Funds	Total Four-Year Funding Request
ENG	\$0	\$0	\$0	\$0	\$0	\$0	\$0	\$0	\$0
ROW	\$0	\$0	\$0	\$0	\$0	\$0	\$0	\$0	\$0
CON	\$0	\$675	\$0	\$0	\$0	\$0	\$0	\$0	\$675
Transit	\$0	\$0	\$0	\$0	\$0	\$0	\$0	\$0	\$0
MPO	\$0	\$0	\$0	\$0	\$0	\$0	\$0	\$0	\$0
<b>Subtotal</b>	<b>\$0</b>	<b>\$675</b>	<b>\$0</b>	<b>\$0</b>	<b>\$0</b>	<b>\$0</b>	<b>\$0</b>	<b>\$0</b>	<b>\$675</b>
<b>Total</b>	<b>\$350</b>	<b>\$10800</b>	<b>\$0</b>	<b>\$0</b>	<b>\$0</b>	<b>\$0</b>	<b>\$0</b>	<b>\$0</b>	<b>\$11,150</b>

**Tabler Station I/C Improvements**

**MPO ID** B2019-09  
**Resp. Agency** WV DOT  
**Project Category** Roadways  
**State** West Virginia  
**CIP or CTP ID(s)** NHPP-081(1138)D

**Project Category** TIP  
**Functional Class** Regional Mobility  
**County** Berkeley County  
**Est. Total Cost** \$4,200  
**Prior Years Cost** \$100  
**Future Years Cost** \$0

**Description:**

Widen northbound and southbound ramps

**Limits:**

Beginning MP 8.16, length 0.7 miles

**LRTP Relationship:**

System Preservation





## 2021 - 2024 Transportation Improvement Program

### Tabler Station I/C Improvements

(Funding in Thousands)

#### National Highway Performance Program

Phase	Prior Funds	FY 2021 Funds	FY 2022 Funds	FY 2023 Funds	FY 2024 Funds	FY 2025 Funds	FY 2026 Funds	Future Funds	Total Four-Year Funding Request
ENG	\$90	\$0	\$0	\$0	\$0	\$0	\$0	\$0	\$90
ROW	\$0	\$90	\$0	\$0	\$0	\$0	\$0	\$0	\$90
CON	\$0	\$3600	\$0	\$0	\$0	\$0	\$0	\$0	\$3,600
Transit	\$0	\$0	\$0	\$0	\$0	\$0	\$0	\$0	\$0
MPO	\$0	\$0	\$0	\$0	\$0	\$0	\$0	\$0	\$0
<b>Subtotal</b>	<b>\$90</b>	<b>\$3690</b>	<b>\$0</b>	<b>\$0</b>	<b>\$0</b>	<b>\$0</b>	<b>\$0</b>	<b>\$0</b>	<b>\$3,780</b>

#### State Funding - West Virginia

Phase	Prior Funds	FY 2021 Funds	FY 2022 Funds	FY 2023 Funds	FY 2024 Funds	FY 2025 Funds	FY 2026 Funds	Future Funds	Total Four-Year Funding Request
ENG	\$10	\$0	\$0	\$0	\$0	\$0	\$0	\$0	\$10
ROW	\$0	\$10	\$0	\$0	\$0	\$0	\$0	\$0	\$10
CON	\$0	\$400	\$0	\$0	\$0	\$0	\$0	\$0	\$400
Transit	\$0	\$0	\$0	\$0	\$0	\$0	\$0	\$0	\$0
MPO	\$0	\$0	\$0	\$0	\$0	\$0	\$0	\$0	\$0
<b>Subtotal</b>	<b>\$10</b>	<b>\$410</b>	<b>\$0</b>	<b>\$0</b>	<b>\$0</b>	<b>\$0</b>	<b>\$0</b>	<b>\$0</b>	<b>\$420</b>
<b>Total</b>	<b>\$100</b>	<b>\$4100</b>	<b>\$0</b>	<b>\$0</b>	<b>\$0</b>	<b>\$0</b>	<b>\$0</b>	<b>\$0</b>	<b>\$4,200</b>

**D-5 Recall Striping**

**MPO ID** B2021-01  
**Resp. Agency** WV DOT  
**Project Category** Roadways  
**State** West Virginia  
**CIP or CTP ID(s)** STP2021012D

**Project Category** TIP  
**Functional Class** Resurfacing  
**County** Berkeley County  
**Est. Total Cost** \$924  
**Prior Years Cost** \$0  
**Future Years Cost** \$0

**Description:**  
Pavement marking (paint)

**Limits:**

**LRTP Relationship:**  
System Preservation

No Map  
Available

**2021 - 2024 Transportation Improvement Program****D-5 Recall Striping**

(Funding in Thousands)

**State Funding - West Virginia**

Phase	Prior Funds	FY 2021 Funds	FY 2022 Funds	FY 2023 Funds	FY 2024 Funds	FY 2025 Funds	FY 2026 Funds	Future Funds	Total Four-Year Funding Request
ENG	\$0	\$0	\$0	\$0	\$0	\$0	\$0	\$0	\$0
ROW	\$0	\$0	\$0	\$0	\$0	\$0	\$0	\$0	\$0
CON	\$0	\$69	\$69	\$69	\$69	\$0	\$0	\$0	\$276
Transit	\$0	\$0	\$0	\$0	\$0	\$0	\$0	\$0	\$0
MPO	\$0	\$0	\$0	\$0	\$0	\$0	\$0	\$0	\$0
<b>Subtotal</b>	<b>\$0</b>	<b>\$69</b>	<b>\$69</b>	<b>\$69</b>	<b>\$69</b>	<b>\$0</b>	<b>\$0</b>	<b>\$0</b>	<b>\$276</b>

**2021 - 2024 Transportation Improvement Program****D-5 Recall Striping**

(Funding in Thousands)

**Surface Transportation Program**

Phase	Prior Funds	FY 2021 Funds	FY 2022 Funds	FY 2023 Funds	FY 2024 Funds	FY 2025 Funds	FY 2026 Funds	Future Funds	Total Four-Year Funding Request
ENG	\$0	\$0	\$0	\$0	\$0	\$0	\$0	\$0	\$0
ROW	\$0	\$0	\$0	\$0	\$0	\$0	\$0	\$0	\$0
CON	\$0	\$162	\$162	\$162	\$162	\$0	\$0	\$0	\$648
Transit	\$0	\$0	\$0	\$0	\$0	\$0	\$0	\$0	\$0
MPO	\$0	\$0	\$0	\$0	\$0	\$0	\$0	\$0	\$0
<b>Subtotal</b>	<b>\$0</b>	<b>\$162</b>	<b>\$162</b>	<b>\$162</b>	<b>\$162</b>	<b>\$0</b>	<b>\$0</b>	<b>\$0</b>	<b>\$648</b>
<b>Total</b>	<b>\$0</b>	<b>\$231</b>	<b>\$231</b>	<b>\$231</b>	<b>\$231</b>	<b>\$0</b>	<b>\$0</b>	<b>\$0</b>	<b>\$924</b>



WV DOT

## 2021 - 2024 Transportation Improvement Program

Roadways

### Exit 12, 13, 14 Ramp

**MPO ID** B2021-02  
**Resp. Agency** WV DOT  
**Project Category** Roadways  
**State** West Virginia  
**CIP or CTP ID(s)** NHPP0811143D

**Project Category** TIP  
**Functional Class** Resurfacing  
**County** Berkeley County  
**Est. Total Cost** \$1,900  
**Prior Years Cost** \$0  
**Future Years Cost** \$0

**Description:**  
Resurfacing

**Limits:**  
I-81 3.7 Miles

**LRTP Relationship:**  
System Preservation



**2021 - 2024 Transportation Improvement Program****Exit 12, 13, 14 Ramp**

(Funding in Thousands)

**National Highway Performance Program**

Phase	Prior Funds	FY 2021 Funds	FY 2022 Funds	FY 2023 Funds	FY 2024 Funds	FY 2025 Funds	FY 2026 Funds	Future Funds	Total Four-Year Funding Request
ENG	\$0	\$0	\$0	\$0	\$0	\$0	\$0	\$0	\$0
ROW	\$0	\$0	\$0	\$0	\$0	\$0	\$0	\$0	\$0
CON	\$0	\$1710	\$0	\$0	\$0	\$0	\$0	\$0	\$1,710
Transit	\$0	\$0	\$0	\$0	\$0	\$0	\$0	\$0	\$0
MPO	\$0	\$0	\$0	\$0	\$0	\$0	\$0	\$0	\$0
<b>Subtotal</b>	<b>\$0</b>	<b>\$1710</b>	<b>\$0</b>	<b>\$0</b>	<b>\$0</b>	<b>\$0</b>	<b>\$0</b>	<b>\$0</b>	<b>\$1,710</b>



**2021 - 2024 Transportation Improvement Program****Exit 12, 13, 14 Ramp**

(Funding in Thousands)

**State Funding - West Virginia**

Phase	Prior Funds	FY 2021 Funds	FY 2022 Funds	FY 2023 Funds	FY 2024 Funds	FY 2025 Funds	FY 2026 Funds	Future Funds	Total Four-Year Funding Request
ENG	\$0	\$0	\$0	\$0	\$0	\$0	\$0	\$0	\$0
ROW	\$0	\$0	\$0	\$0	\$0	\$0	\$0	\$0	\$0
CON	\$0	\$190	\$0	\$0	\$0	\$0	\$0	\$0	\$190
Transit	\$0	\$0	\$0	\$0	\$0	\$0	\$0	\$0	\$0
MPO	\$0	\$0	\$0	\$0	\$0	\$0	\$0	\$0	\$0
<b>Subtotal</b>	<b>\$0</b>	<b>\$190</b>	<b>\$0</b>	<b>\$0</b>	<b>\$0</b>	<b>\$0</b>	<b>\$0</b>	<b>\$0</b>	<b>\$190</b>
<b>Total</b>	<b>\$0</b>	<b>\$1900</b>	<b>\$0</b>	<b>\$0</b>	<b>\$0</b>	<b>\$0</b>	<b>\$0</b>	<b>\$0</b>	<b>\$1,900</b>



WV DOT

## 2021 - 2024 Transportation Improvement Program

Roadways

### I-81 Exit 23 SB Exit Improv

**MPO ID** B2021-03  
**Resp. Agency** WV DOT  
**Project Category** Roadways  
**State** West Virginia  
**CIP or CTP ID(s)** STP0011000D

**Project Category** TIP  
**Functional Class** NA  
**County** Berkeley County  
**Est. Total Cost** \$660  
**Prior Years Cost** \$10  
**Future Years Cost** \$0

**Description:**

Install signal, widen ramp for turn lanes.

**Limits:**

**LRTP Relationship:**

System Preservation





## 2021 - 2024 Transportation Improvement Program

### I-81 Exit 23 SB Exit Improv

(Funding in Thousands)

#### State Funding - West Virginia

Phase	Prior Funds	FY 2021 Funds	FY 2022 Funds	FY 2023 Funds	FY 2024 Funds	FY 2025 Funds	FY 2026 Funds	Future Funds	Total Four-Year Funding Request
ENG	\$2	\$0	\$0	\$0	\$0	\$0	\$0	\$0	\$2
ROW	\$0	\$0	\$0	\$0	\$0	\$0	\$0	\$0	\$0
CON	\$0	\$125	\$0	\$0	\$0	\$0	\$0	\$0	\$125
Transit	\$0	\$0	\$0	\$0	\$0	\$0	\$0	\$0	\$0
MPO	\$0	\$0	\$0	\$0	\$0	\$0	\$0	\$0	\$0
<b>Subtotal</b>	<b>\$2</b>	<b>\$125</b>	<b>\$0</b>	<b>\$0</b>	<b>\$0</b>	<b>\$0</b>	<b>\$0</b>	<b>\$0</b>	<b>\$127</b>

#### Surface Transportation Program

Phase	Prior Funds	FY 2021 Funds	FY 2022 Funds	FY 2023 Funds	FY 2024 Funds	FY 2025 Funds	FY 2026 Funds	Future Funds	Total Four-Year Funding Request
ENG	\$8	\$0	\$0	\$0	\$0	\$0	\$0	\$0	\$8
ROW	\$0	\$0	\$0	\$0	\$0	\$0	\$0	\$0	\$0
CON	\$0	\$525	\$0	\$0	\$0	\$0	\$0	\$0	\$525
Transit	\$0	\$0	\$0	\$0	\$0	\$0	\$0	\$0	\$0
MPO	\$0	\$0	\$0	\$0	\$0	\$0	\$0	\$0	\$0
<b>Subtotal</b>	<b>\$8</b>	<b>\$525</b>	<b>\$0</b>	<b>\$0</b>	<b>\$0</b>	<b>\$0</b>	<b>\$0</b>	<b>\$0</b>	<b>\$533</b>
<b>Total</b>	<b>\$10</b>	<b>\$650</b>	<b>\$0</b>	<b>\$0</b>	<b>\$0</b>	<b>\$0</b>	<b>\$0</b>	<b>\$0</b>	<b>\$660</b>



WV DOT

## 2021 - 2024 Transportation Improvement Program

Roadways

### Inwood – Tablers Station

**MPO ID** B2021-04  
**Resp. Agency** WV DOT  
**Project Category** Roadways  
**State** West Virginia  
**CIP or CTP ID(s)** NHPP0811141D

**Project Category** TIP  
**Functional Class** Resurfacing  
**County** Berkeley County  
**Est. Total Cost** \$2,750  
**Prior Years Cost** \$0  
**Future Years Cost** \$0

**Description:**  
Resurfacing

**Limits:**  
I-81 2.8 miles

**LRTP Relationship:**  
System Preservation



**2021 - 2024 Transportation Improvement Program****Inwood – Tablers Station**

(Funding in Thousands)

**National Highway Performance Program**

<b>Phase</b>	<b>Prior Funds</b>	<b>FY 2021 Funds</b>	<b>FY 2022 Funds</b>	<b>FY 2023 Funds</b>	<b>FY 2024 Funds</b>	<b>FY 2025 Funds</b>	<b>FY 2026 Funds</b>	<b>Future Funds</b>	<b>Total Four-Year Funding Request</b>
ENG	\$0	\$0	\$0	\$0	\$0	\$0	\$0	\$0	\$0
ROW	\$0	\$0	\$0	\$0	\$0	\$0	\$0	\$0	\$0
CON	\$0	\$0	\$0	\$0	\$2475	\$0	\$0	\$0	\$2,475
Transit	\$0	\$0	\$0	\$0	\$0	\$0	\$0	\$0	\$0
MPO	\$0	\$0	\$0	\$0	\$0	\$0	\$0	\$0	\$0
<b>Subtotal</b>	<b>\$0</b>	<b>\$0</b>	<b>\$0</b>	<b>\$0</b>	<b>\$2475</b>	<b>\$0</b>	<b>\$0</b>	<b>\$0</b>	<b>\$2,475</b>



## 2021 - 2024 Transportation Improvement Program

## Inwood – Tablers Station

(Funding in Thousands)

## State Funding - West Virginia

Phase	Prior Funds	FY 2021 Funds	FY 2022 Funds	FY 2023 Funds	FY 2024 Funds	FY 2025 Funds	FY 2026 Funds	Future Funds	Total Four-Year Funding Request
ENG	\$0	\$0	\$0	\$0	\$0	\$0	\$0	\$0	\$0
ROW	\$0	\$0	\$0	\$0	\$0	\$0	\$0	\$0	\$0
CON	\$0	\$0	\$0	\$0	\$275	\$0	\$0	\$0	\$275
Transit	\$0	\$0	\$0	\$0	\$0	\$0	\$0	\$0	\$0
MPO	\$0	\$0	\$0	\$0	\$0	\$0	\$0	\$0	\$0
<b>Subtotal</b>	<b>\$0</b>	<b>\$0</b>	<b>\$0</b>	<b>\$0</b>	<b>\$275</b>	<b>\$0</b>	<b>\$0</b>	<b>\$0</b>	<b>\$275</b>
<b>Total</b>	<b>\$0</b>	<b>\$0</b>	<b>\$0</b>	<b>\$0</b>	<b>\$2750</b>	<b>\$0</b>	<b>\$0</b>	<b>\$0</b>	<b>\$2,750</b>



WV DOT

## 2021 - 2024 Transportation Improvement Program

Roadways

### Inwood – Tabler Station

**MPO ID** B2021-05  
**Resp. Agency** WV DOT  
**Project Category** Roadways  
**State** West Virginia  
**CIP or CTP ID(s)** STP00111173D

**Project Category** TIP  
**Functional Class** Resurfacing  
**County** Berkeley County  
**Est. Total Cost** \$575  
**Prior Years Cost** \$0  
**Future Years Cost** \$0

**Description:**  
Resurfacing

**Limits:**  
US-11 3 miles

**L RTP Relationship:**  
System Preservation





# 2021 - 2024 Transportation Improvement Program

## Inwood – Tabler Station

(Funding in Thousands)

### State Funding - West Virginia

Phase	Prior Funds	FY 2021 Funds	FY 2022 Funds	FY 2023 Funds	FY 2024 Funds	FY 2025 Funds	FY 2026 Funds	Future Funds	Total Four-Year Funding Request
ENG	\$0	\$0	\$0	\$0	\$0	\$0	\$0	\$0	\$0
ROW	\$0	\$0	\$0	\$0	\$0	\$0	\$0	\$0	\$0
CON	\$0	\$0	\$115	\$0	\$0	\$0	\$0	\$0	\$115
Transit	\$0	\$0	\$0	\$0	\$0	\$0	\$0	\$0	\$0
MPO	\$0	\$0	\$0	\$0	\$0	\$0	\$0	\$0	\$0
Subtotal	\$0	\$0	\$115	\$0	\$0	\$0	\$0	\$0	\$115



**2021 - 2024 Transportation Improvement Program****Inwood – Tabler Station**

(Funding in Thousands)

**Surface Transportation Program**

Phase	Prior Funds	FY 2021 Funds	FY 2022 Funds	FY 2023 Funds	FY 2024 Funds	FY 2025 Funds	FY 2026 Funds	Future Funds	Total Four-Year Funding Request
ENG	\$0	\$0	\$0	\$0	\$0	\$0	\$0	\$0	\$0
ROW	\$0	\$0	\$0	\$0	\$0	\$0	\$0	\$0	\$0
CON	\$0	\$0	\$460	\$0	\$0	\$0	\$0	\$0	\$460
Transit	\$0	\$0	\$0	\$0	\$0	\$0	\$0	\$0	\$0
MPO	\$0	\$0	\$0	\$0	\$0	\$0	\$0	\$0	\$0
<b>Subtotal</b>	<b>\$0</b>	<b>\$0</b>	<b>\$460</b>	<b>\$0</b>	<b>\$0</b>	<b>\$0</b>	<b>\$0</b>	<b>\$0</b>	<b>\$460</b>
<b>Total</b>	<b>\$0</b>	<b>\$0</b>	<b>\$575</b>	<b>\$0</b>	<b>\$0</b>	<b>\$0</b>	<b>\$0</b>	<b>\$0</b>	<b>\$575</b>



WV DOT

## 2021 - 2024 Transportation Improvement Program

Roadways

### Martinsburg – Winchester Ave

**MPO ID** B2021-06  
**Resp. Agency** WV DOT  
**Project Category** Roadways  
**State** West Virginia  
**CIP or CTP ID(s)** STP0011174D

**Project Category** TIP  
**Functional Class** Resurfacing  
**County** Berkeley County  
**Est. Total Cost** \$423  
**Prior Years Cost** \$0  
**Future Years Cost** \$0

**Description:**  
Resurfacing

**Limits:**  
US-11 1.55 miles

**LRTP Relationship:**  
System Preservation





## 2021 - 2024 Transportation Improvement Program

## Martinsburg – Winchester Ave

(Funding in Thousands)

## State Funding - West Virginia

Phase	Prior Funds	FY 2021 Funds	FY 2022 Funds	FY 2023 Funds	FY 2024 Funds	FY 2025 Funds	FY 2026 Funds	Future Funds	Total Four-Year Funding Request
ENG	\$0	\$0	\$0	\$0	\$0	\$0	\$0	\$0	\$0
ROW	\$0	\$0	\$0	\$0	\$0	\$0	\$0	\$0	\$0
CON	\$0	\$84	\$0	\$0	\$0	\$0	\$0	\$0	\$84
Transit	\$0	\$0	\$0	\$0	\$0	\$0	\$0	\$0	\$0
MPO	\$0	\$0	\$0	\$0	\$0	\$0	\$0	\$0	\$0
<b>Subtotal</b>	<b>\$0</b>	<b>\$84</b>	<b>\$0</b>	<b>\$0</b>	<b>\$0</b>	<b>\$0</b>	<b>\$0</b>	<b>\$0</b>	<b>\$84</b>

**2021 - 2024 Transportation Improvement Program****Martinsburg – Winchester Ave**

(Funding in Thousands)

**Surface Transportation Program**

Phase	Prior Funds	FY 2021 Funds	FY 2022 Funds	FY 2023 Funds	FY 2024 Funds	FY 2025 Funds	FY 2026 Funds	Future Funds	Total Four-Year Funding Request
ENG	\$0	\$0	\$0	\$0	\$0	\$0	\$0	\$0	\$0
ROW	\$0	\$0	\$0	\$0	\$0	\$0	\$0	\$0	\$0
CON	\$0	\$339	\$0	\$0	\$0	\$0	\$0	\$0	\$339
Transit	\$0	\$0	\$0	\$0	\$0	\$0	\$0	\$0	\$0
MPO	\$0	\$0	\$0	\$0	\$0	\$0	\$0	\$0	\$0
<b>Subtotal</b>	<b>\$0</b>	<b>\$339</b>	<b>\$0</b>	<b>\$0</b>	<b>\$0</b>	<b>\$0</b>	<b>\$0</b>	<b>\$0</b>	<b>\$339</b>
<b>Total</b>	<b>\$0</b>	<b>\$423</b>	<b>\$0</b>	<b>\$0</b>	<b>\$0</b>	<b>\$0</b>	<b>\$0</b>	<b>\$0</b>	<b>\$423</b>



WV DOT

## 2021 - 2024 Transportation Improvement Program

Roadways

### Rest Area – Inwood

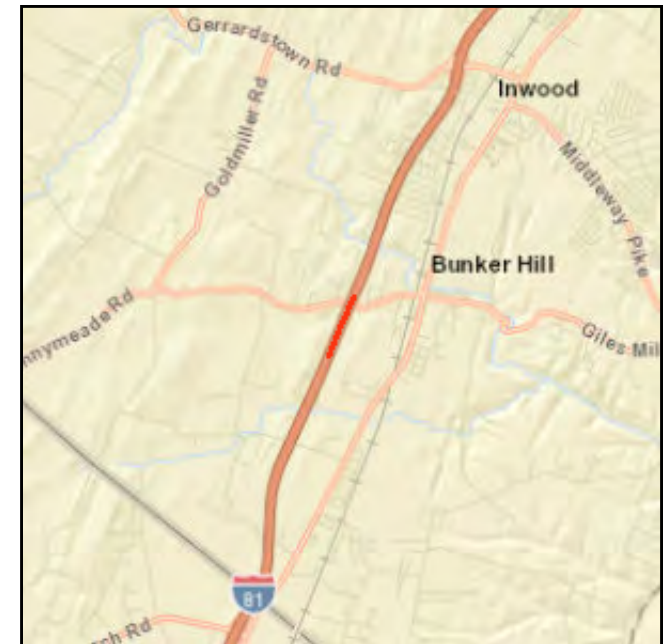
**MPO ID** B2021-07  
**Resp. Agency** WV DOT  
**Project Category** Roadways  
**State** West Virginia  
**CIP or CTP ID(s)** NHPP0811142D

**Project Category** TIP  
**Functional Class** Resurfacing  
**County** Berkeley County  
**Est. Total Cost** \$2,750  
**Prior Years Cost** \$0  
**Future Years Cost** \$0

**Description:**  
Resurfacing

**Limits:**  
I-81 2.8 miles

**LRTP Relationship:**  
System Preservation



**2021 - 2024 Transportation Improvement Program****Rest Area – Inwood**

(Funding in Thousands)

**National Highway Performance Program**

Phase	Prior Funds	FY 2021 Funds	FY 2022 Funds	FY 2023 Funds	FY 2024 Funds	FY 2025 Funds	FY 2026 Funds	Future Funds	Total Four-Year Funding Request
ENG	\$0	\$0	\$0	\$0	\$0	\$0	\$0	\$0	\$0
ROW	\$0	\$0	\$0	\$0	\$0	\$0	\$0	\$0	\$0
CON	\$0	\$0	\$2475	\$0	\$0	\$0	\$0	\$0	\$2,475
Transit	\$0	\$0	\$0	\$0	\$0	\$0	\$0	\$0	\$0
MPO	\$0	\$0	\$0	\$0	\$0	\$0	\$0	\$0	\$0
<b>Subtotal</b>	<b>\$0</b>	<b>\$0</b>	<b>\$2475</b>	<b>\$0</b>	<b>\$0</b>	<b>\$0</b>	<b>\$0</b>	<b>\$0</b>	<b>\$2,475</b>

**2021 - 2024 Transportation Improvement Program****Rest Area – Inwood**

(Funding in Thousands)

**State Funding - West Virginia**

Phase	Prior Funds	FY 2021 Funds	FY 2022 Funds	FY 2023 Funds	FY 2024 Funds	FY 2025 Funds	FY 2026 Funds	Future Funds	Total Four-Year Funding Request
ENG	\$0	\$0	\$0	\$0	\$0	\$0	\$0	\$0	\$0
ROW	\$0	\$0	\$0	\$0	\$0	\$0	\$0	\$0	\$0
CON	\$0	\$0	\$275	\$0	\$0	\$0	\$0	\$0	\$275
Transit	\$0	\$0	\$0	\$0	\$0	\$0	\$0	\$0	\$0
MPO	\$0	\$0	\$0	\$0	\$0	\$0	\$0	\$0	\$0
<b>Subtotal</b>	<b>\$0</b>	<b>\$0</b>	<b>\$275</b>	<b>\$0</b>	<b>\$0</b>	<b>\$0</b>	<b>\$0</b>	<b>\$0</b>	<b>\$275</b>
<b>Total</b>	<b>\$0</b>	<b>\$0</b>	<b>\$2750</b>	<b>\$0</b>	<b>\$0</b>	<b>\$0</b>	<b>\$0</b>	<b>\$0</b>	<b>\$2,750</b>

**Roadway Striping (D5)**

**MPO ID** B2021-08  
**Resp. Agency** WV DOT  
**Project Category** Roadways  
**State** West Virginia  
**CIP or CTP ID(s)** STP2020024D

**Project Category** TIP  
**Functional Class** Resurfacing  
**County** Berkeley County  
**Est. Total Cost** \$7,319  
**Prior Years Cost** \$2,043  
**Future Years Cost** \$0

**Description:**

Install pavement markings.

**Limits:****LRTP Relationship:**

System Preservation

No Map  
Available





## 2021 - 2024 Transportation Improvement Program

## Roadway Striping (D5)

(Funding in Thousands)

## State Funding - West Virginia

Phase	Prior Funds	FY 2021 Funds	FY 2022 Funds	FY 2023 Funds	FY 2024 Funds	FY 2025 Funds	FY 2026 Funds	Future Funds	Total Four-Year Funding Request
ENG	\$0	\$0	\$0	\$0	\$0	\$0	\$0	\$0	\$0
ROW	\$0	\$0	\$0	\$0	\$0	\$0	\$0	\$0	\$0
CON	\$613	\$580	\$580	\$580	\$580	\$0	\$0	\$0	\$2,933
Transit	\$0	\$0	\$0	\$0	\$0	\$0	\$0	\$0	\$0
MPO	\$0	\$0	\$0	\$0	\$0	\$0	\$0	\$0	\$0
<b>Subtotal</b>	<b>\$613</b>	<b>\$580</b>	<b>\$580</b>	<b>\$580</b>	<b>\$580</b>	<b>\$0</b>	<b>\$0</b>	<b>\$0</b>	<b>\$2,933</b>



## 2021 - 2024 Transportation Improvement Program

## Roadway Striping (D5)

(Funding in Thousands)

## Surface Transportation Program

Phase	Prior Funds	FY 2021 Funds	FY 2022 Funds	FY 2023 Funds	FY 2024 Funds	FY 2025 Funds	FY 2026 Funds	Future Funds	Total Four-Year Funding Request
ENG	\$0	\$0	\$0	\$0	\$0	\$0	\$0	\$0	\$0
ROW	\$0	\$0	\$0	\$0	\$0	\$0	\$0	\$0	\$0
CON	\$1430	\$739	\$739	\$739	\$739	\$0	\$0	\$0	\$4,386
Transit	\$0	\$0	\$0	\$0	\$0	\$0	\$0	\$0	\$0
MPO	\$0	\$0	\$0	\$0	\$0	\$0	\$0	\$0	\$0
<b>Subtotal</b>	<b>\$1430</b>	<b>\$739</b>	<b>\$739</b>	<b>\$739</b>	<b>\$739</b>	<b>\$0</b>	<b>\$0</b>	<b>\$0</b>	<b>\$4,386</b>
<b>Total</b>	<b>\$2043</b>	<b>\$1319</b>	<b>\$1319</b>	<b>\$1319</b>	<b>\$1319</b>	<b>\$0</b>	<b>\$0</b>	<b>\$0</b>	<b>\$7,319</b>



## US11 TWLTL Extension

**MPO ID** B2021-09  
**Resp. Agency** WV DOT  
**Project Category** Roadways  
**State** West Virginia  
**CIP or CTP ID(s)** STP0011170D

**Project Category** TIP  
**Functional Class** Traffic  
**County** Berkeley County  
**Est. Total Cost** \$960  
**Prior Years Cost** \$10  
**Future Years Cost** \$0

**Description:**

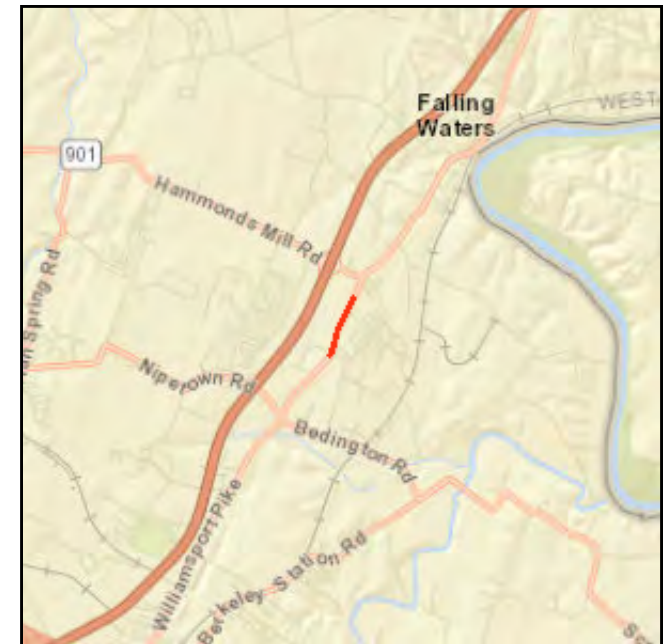
Extend existing two-way left-turn lane extension.

**Limits:**

US-11 0.58

**LRTP Relationship:**

Congestion Management





## 2021 - 2024 Transportation Improvement Program

## US11 TWLTL Extension

(Funding in Thousands)

## State Funding - West Virginia

Phase	Prior Funds	FY 2021 Funds	FY 2022 Funds	FY 2023 Funds	FY 2024 Funds	FY 2025 Funds	FY 2026 Funds	Future Funds	Total Four-Year Funding Request
ENG	\$2	\$0	\$0	\$0	\$0	\$0	\$0	\$0	\$2
ROW	\$0	\$20	\$0	\$0	\$0	\$0	\$0	\$0	\$20
CON	\$0	\$725	\$0	\$0	\$0	\$0	\$0	\$0	\$725
Transit	\$0	\$0	\$0	\$0	\$0	\$0	\$0	\$0	\$0
MPO	\$0	\$0	\$0	\$0	\$0	\$0	\$0	\$0	\$0
<b>Subtotal</b>	<b>\$2</b>	<b>\$745</b>	<b>\$0</b>	<b>\$0</b>	<b>\$0</b>	<b>\$0</b>	<b>\$0</b>	<b>\$0</b>	<b>\$747</b>

## Surface Transportation Program

Phase	Prior Funds	FY 2021 Funds	FY 2022 Funds	FY 2023 Funds	FY 2024 Funds	FY 2025 Funds	FY 2026 Funds	Future Funds	Total Four-Year Funding Request
ENG	\$8	\$0	\$0	\$0	\$0	\$0	\$0	\$0	\$8
ROW	\$0	\$80	\$0	\$0	\$0	\$0	\$0	\$0	\$80
CON	\$0	\$125	\$0	\$0	\$0	\$0	\$0	\$0	\$125
Transit	\$0	\$0	\$0	\$0	\$0	\$0	\$0	\$0	\$0
MPO	\$0	\$0	\$0	\$0	\$0	\$0	\$0	\$0	\$0
<b>Subtotal</b>	<b>\$8</b>	<b>\$205</b>	<b>\$0</b>	<b>\$0</b>	<b>\$0</b>	<b>\$0</b>	<b>\$0</b>	<b>\$0</b>	<b>\$213</b>
<b>Total</b>	<b>\$10</b>	<b>\$950</b>	<b>\$0</b>	<b>\$0</b>	<b>\$0</b>	<b>\$0</b>	<b>\$0</b>	<b>\$0</b>	<b>\$960</b>



WV DOT

## 2021 - 2024 Transportation Improvement Program

Roadways

### Eagle School Road (GO Bond 2/3)

**MPO ID** B2021-10  
**Resp. Agency** WV DOT  
**Project Category** Roadways  
**State** West Virginia  
**CIP or CTP ID(s)** NFA2317487

**Project Category** TIP  
**Functional Class** Resurfacing  
**County** Berkeley County  
**Est. Total Cost** \$225  
**Prior Years Cost** \$225  
**Future Years Cost** \$0

**Description:**  
Resurfacing

**Limits:**

2.09 miles from 1.25 MP

**LRTP Relationship:**  
System Preservation





## 2021 - 2024 Transportation Improvement Program

## Eagle School Road (GO Bond 2/3)

(Funding in Thousands)

## State Funding - West Virginia

Phase	Prior Funds	FY 2021 Funds	FY 2022 Funds	FY 2023 Funds	FY 2024 Funds	FY 2025 Funds	FY 2026 Funds	Future Funds	Total Four-Year Funding Request
ENG	\$0	\$0	\$0	\$0	\$0	\$0	\$0	\$0	\$0
ROW	\$0	\$0	\$0	\$0	\$0	\$0	\$0	\$0	\$0
CON	\$225	\$0	\$0	\$0	\$0	\$0	\$0	\$0	\$225
Transit	\$0	\$0	\$0	\$0	\$0	\$0	\$0	\$0	\$0
MPO	\$0	\$0	\$0	\$0	\$0	\$0	\$0	\$0	\$0
<b>Subtotal</b>	<b>\$225</b>	<b>\$0</b>	<b>\$0</b>	<b>\$0</b>	<b>\$0</b>	<b>\$0</b>	<b>\$0</b>	<b>\$0</b>	<b>\$225</b>
<b>Total</b>	<b>\$225</b>	<b>\$0</b>	<b>\$0</b>	<b>\$0</b>	<b>\$0</b>	<b>\$0</b>	<b>\$0</b>	<b>\$0</b>	<b>\$225</b>



WV DOT

## 2021 - 2024 Transportation Improvement Program

Roadways

### Hedgesville HS Bridge (GO Bond 2/3)

**MPO ID** B2021-11  
**Resp. Agency** WV DOT  
**Project Category** Roadways  
**State** West Virginia  
**CIP or CTP ID(s)** NFA2317348

**Project Category** TIP  
**Functional Class** Bridge  
**County** Berkeley County  
**Est. Total Cost** \$1,072  
**Prior Years Cost** \$0  
**Future Years Cost** \$0

**Description:**  
Replace bridge

**Limits:**  
0.1 mile at 7.58 MP

**LRTP Relationship:**  
System Preservation





## 2021 - 2024 Transportation Improvement Program

## Hedgesville HS Bridge (GO Bond 2/3)

(Funding in Thousands)

## State Funding - West Virginia

Phase	Prior Funds	FY 2021 Funds	FY 2022 Funds	FY 2023 Funds	FY 2024 Funds	FY 2025 Funds	FY 2026 Funds	Future Funds	Total Four-Year Funding Request
ENG	\$0	\$0	\$0	\$0	\$0	\$0	\$0	\$0	\$0
ROW	\$0	\$0	\$0	\$0	\$0	\$0	\$0	\$0	\$0
CON	\$0	\$1072	\$0	\$0	\$0	\$0	\$0	\$0	\$1,072
Transit	\$0	\$0	\$0	\$0	\$0	\$0	\$0	\$0	\$0
MPO	\$0	\$0	\$0	\$0	\$0	\$0	\$0	\$0	\$0
<b>Subtotal</b>	<b>\$0</b>	<b>\$1072</b>	<b>\$0</b>	<b>\$0</b>	<b>\$0</b>	<b>\$0</b>	<b>\$0</b>	<b>\$0</b>	<b>\$1,072</b>
<b>Total</b>	<b>\$0</b>	<b>\$1072</b>	<b>\$0</b>	<b>\$0</b>	<b>\$0</b>	<b>\$0</b>	<b>\$0</b>	<b>\$0</b>	<b>\$1,072</b>





WV DOT

## 2021 - 2024 Transportation Improvement Program

Roadways

### Martinsburg ADA Ramps +5

**MPO ID** B2021-12  
**Resp. Agency** WV DOT  
**Project Category** Roadways  
**State** West Virginia  
**CIP or CTP ID(s)** NHPP0010296D

**Project Category** TIP  
**Functional Class** Community Development  
**County** Berkeley County  
**Est. Total Cost** \$1,313  
**Prior Years Cost** \$0  
**Future Years Cost** \$0

**Description:**  
Design/build ADA ramps.

**Limits:**  
0 miles from 2.24 MP

**LRTP Relationship:**  
Safety





## 2021 - 2024 Transportation Improvement Program

## Martinsburg ADA Ramps +5

(Funding in Thousands)

## National Highway Performance Program

Phase	Prior Funds	FY 2021 Funds	FY 2022 Funds	FY 2023 Funds	FY 2024 Funds	FY 2025 Funds	FY 2026 Funds	Future Funds	Total Four-Year Funding Request
ENG	\$0	\$0	\$0	\$0	\$0	\$0	\$0	\$0	\$0
ROW	\$0	\$0	\$0	\$0	\$0	\$0	\$0	\$0	\$0
CON	\$0	\$0	\$0	\$1051	\$0	\$0	\$0	\$0	\$1,051
Transit	\$0	\$0	\$0	\$0	\$0	\$0	\$0	\$0	\$0
MPO	\$0	\$0	\$0	\$0	\$0	\$0	\$0	\$0	\$0
<b>Subtotal</b>	<b>\$0</b>	<b>\$0</b>	<b>\$0</b>	<b>\$1051</b>	<b>\$0</b>	<b>\$0</b>	<b>\$0</b>	<b>\$0</b>	<b>\$1,051</b>

## State Funding - West Virginia

Phase	Prior Funds	FY 2021 Funds	FY 2022 Funds	FY 2023 Funds	FY 2024 Funds	FY 2025 Funds	FY 2026 Funds	Future Funds	Total Four-Year Funding Request
ENG	\$0	\$0	\$0	\$0	\$0	\$0	\$0	\$0	\$0
ROW	\$0	\$0	\$0	\$0	\$0	\$0	\$0	\$0	\$0
CON	\$0	\$0	\$0	\$262	\$0	\$0	\$0	\$0	\$262
Transit	\$0	\$0	\$0	\$0	\$0	\$0	\$0	\$0	\$0
MPO	\$0	\$0	\$0	\$0	\$0	\$0	\$0	\$0	\$0
<b>Subtotal</b>	<b>\$0</b>	<b>\$0</b>	<b>\$0</b>	<b>\$262</b>	<b>\$0</b>	<b>\$0</b>	<b>\$0</b>	<b>\$0</b>	<b>\$262</b>
<b>Total</b>	<b>\$0</b>	<b>\$0</b>	<b>\$0</b>	<b>\$1313</b>	<b>\$0</b>	<b>\$0</b>	<b>\$0</b>	<b>\$0</b>	<b>\$1,313</b>



WV DOT

## 2021 - 2024 Transportation Improvement Program

Roadways

### Martinsburg +1

**MPO ID** B2021-13  
**Resp. Agency** WV DOT  
**Project Category** Roadways  
**State** West Virginia  
**CIP or CTP ID(s)** STP00111175D

**Project Category** TIP  
**Functional Class** Resurfacing  
**County** Berkeley County  
**Est. Total Cost** \$405  
**Prior Years Cost** \$0  
**Future Years Cost** \$0

**Description:**  
Resurfacing

**Limits:**

US-11 for 1.08 miles from 13.25 (BMP)

**LRTP Relationship:**

System Preservation





## 2021 - 2024 Transportation Improvement Program

### Martinsburg +1

(Funding in Thousands)

#### State Funding - West Virginia

Phase	Prior Funds	FY 2021 Funds	FY 2022 Funds	FY 2023 Funds	FY 2024 Funds	FY 2025 Funds	FY 2026 Funds	Future Funds	Total Four-Year Funding Request
ENG	\$0	\$0	\$0	\$0	\$0	\$0	\$0	\$0	\$0
ROW	\$0	\$0	\$0	\$0	\$0	\$0	\$0	\$0	\$0
CON	\$0	\$0	\$0	\$81	\$0	\$0	\$0	\$0	\$81
Transit	\$0	\$0	\$0	\$0	\$0	\$0	\$0	\$0	\$0
MPO	\$0	\$0	\$0	\$0	\$0	\$0	\$0	\$0	\$0
<b>Subtotal</b>	<b>\$0</b>	<b>\$0</b>	<b>\$0</b>	<b>\$81</b>	<b>\$0</b>	<b>\$0</b>	<b>\$0</b>	<b>\$0</b>	<b>\$81</b>

#### Surface Transportation Program

Phase	Prior Funds	FY 2021 Funds	FY 2022 Funds	FY 2023 Funds	FY 2024 Funds	FY 2025 Funds	FY 2026 Funds	Future Funds	Total Four-Year Funding Request
ENG	\$0	\$0	\$0	\$0	\$0	\$0	\$0	\$0	\$0
ROW	\$0	\$0	\$0	\$0	\$0	\$0	\$0	\$0	\$0
CON	\$0	\$0	\$0	\$324	\$0	\$0	\$0	\$0	\$324
Transit	\$0	\$0	\$0	\$0	\$0	\$0	\$0	\$0	\$0
MPO	\$0	\$0	\$0	\$0	\$0	\$0	\$0	\$0	\$0
<b>Subtotal</b>	<b>\$0</b>	<b>\$0</b>	<b>\$0</b>	<b>\$324</b>	<b>\$0</b>	<b>\$0</b>	<b>\$0</b>	<b>\$0</b>	<b>\$324</b>
<b>Total</b>	<b>\$0</b>	<b>\$0</b>	<b>\$0</b>	<b>\$405</b>	<b>\$0</b>	<b>\$0</b>	<b>\$0</b>	<b>\$0</b>	<b>\$405</b>



WV DOT

## 2021 - 2024 Transportation Improvement Program

Roadways

### Marlowe - MD State Line

**MPO ID** B2021-14  
**Resp. Agency** WV DOT  
**Project Category** Roadways  
**State** West Virginia  
**CIP or CTP ID(s)** STP00111176D

**Project Category** TIP  
**Functional Class** Resurfacing  
**County** Berkeley County  
**Est. Total Cost** \$640  
**Prior Years Cost** \$0  
**Future Years Cost** \$0

**Description:**  
Resurfacing

**Limits:**

US-11 for 2.45 miles from 23.7 (BMP)

**L RTP Relationship:**

System Preservation





## 2021 - 2024 Transportation Improvement Program

## Marlowe - MD State Line

(Funding in Thousands)

## State Funding - West Virginia

Phase	Prior Funds	FY 2021 Funds	FY 2022 Funds	FY 2023 Funds	FY 2024 Funds	FY 2025 Funds	FY 2026 Funds	Future Funds	Total Four-Year Funding Request
ENG	\$0	\$0	\$0	\$0	\$0	\$0	\$0	\$0	\$0
ROW	\$0	\$0	\$0	\$0	\$0	\$0	\$0	\$0	\$0
CON	\$0	\$128	\$0	\$0	\$0	\$0	\$0	\$0	\$128
Transit	\$0	\$0	\$0	\$0	\$0	\$0	\$0	\$0	\$0
MPO	\$0	\$0	\$0	\$0	\$0	\$0	\$0	\$0	\$0
<b>Subtotal</b>	<b>\$0</b>	<b>\$128</b>	<b>\$0</b>	<b>\$0</b>	<b>\$0</b>	<b>\$0</b>	<b>\$0</b>	<b>\$0</b>	<b>\$128</b>

## Surface Transportation Program

Phase	Prior Funds	FY 2021 Funds	FY 2022 Funds	FY 2023 Funds	FY 2024 Funds	FY 2025 Funds	FY 2026 Funds	Future Funds	Total Four-Year Funding Request
ENG	\$0	\$0	\$0	\$0	\$0	\$0	\$0	\$0	\$0
ROW	\$0	\$0	\$0	\$0	\$0	\$0	\$0	\$0	\$0
CON	\$0	\$512	\$0	\$0	\$0	\$0	\$0	\$0	\$512
Transit	\$0	\$0	\$0	\$0	\$0	\$0	\$0	\$0	\$0
MPO	\$0	\$0	\$0	\$0	\$0	\$0	\$0	\$0	\$0
<b>Subtotal</b>	<b>\$0</b>	<b>\$512</b>	<b>\$0</b>	<b>\$0</b>	<b>\$0</b>	<b>\$0</b>	<b>\$0</b>	<b>\$0</b>	<b>\$512</b>
<b>Total</b>	<b>\$0</b>	<b>\$640</b>	<b>\$0</b>	<b>\$0</b>	<b>\$0</b>	<b>\$0</b>	<b>\$0</b>	<b>\$0</b>	<b>\$640</b>



WV DOT

## 2021 - 2024 Transportation Improvement Program

Roadways

### Glengary - Buck Hill

**MPO ID** B2021-15  
**Resp. Agency** WV DOT  
**Project Category** Roadways  
**State** West Virginia  
**CIP or CTP ID(s)** STP0045083D

**Project Category** TIP  
**Functional Class** Resurfacing  
**County** Berkeley County  
**Est. Total Cost** \$395  
**Prior Years Cost** \$0  
**Future Years Cost** \$0

**Description:**  
Resurfacing

**Limits:**

WV-45 for 1.9 miles from 4.27 (BMP)

**LRTP Relationship:**  
System Preservation





## 2021 - 2024 Transportation Improvement Program

## Glengary - Buck Hill

(Funding in Thousands)

## State Funding - West Virginia

Phase	Prior Funds	FY 2021 Funds	FY 2022 Funds	FY 2023 Funds	FY 2024 Funds	FY 2025 Funds	FY 2026 Funds	Future Funds	Total Four-Year Funding Request
ENG	\$0	\$0	\$0	\$0	\$0	\$0	\$0	\$0	\$0
ROW	\$0	\$0	\$0	\$0	\$0	\$0	\$0	\$0	\$0
CON	\$0	\$0	\$79	\$0	\$0	\$0	\$0	\$0	\$79
Transit	\$0	\$0	\$0	\$0	\$0	\$0	\$0	\$0	\$0
MPO	\$0	\$0	\$0	\$0	\$0	\$0	\$0	\$0	\$0
<b>Subtotal</b>	<b>\$0</b>	<b>\$0</b>	<b>\$79</b>	<b>\$0</b>	<b>\$0</b>	<b>\$0</b>	<b>\$0</b>	<b>\$0</b>	<b>\$79</b>

## Surface Transportation Program

Phase	Prior Funds	FY 2021 Funds	FY 2022 Funds	FY 2023 Funds	FY 2024 Funds	FY 2025 Funds	FY 2026 Funds	Future Funds	Total Four-Year Funding Request
ENG	\$0	\$0	\$0	\$0	\$0	\$0	\$0	\$0	\$0
ROW	\$0	\$0	\$0	\$0	\$0	\$0	\$0	\$0	\$0
CON	\$0	\$0	\$316	\$0	\$0	\$0	\$0	\$0	\$316
Transit	\$0	\$0	\$0	\$0	\$0	\$0	\$0	\$0	\$0
MPO	\$0	\$0	\$0	\$0	\$0	\$0	\$0	\$0	\$0
<b>Subtotal</b>	<b>\$0</b>	<b>\$0</b>	<b>\$316</b>	<b>\$0</b>	<b>\$0</b>	<b>\$0</b>	<b>\$0</b>	<b>\$0</b>	<b>\$316</b>
<b>Total</b>	<b>\$0</b>	<b>\$0</b>	<b>\$395</b>	<b>\$0</b>	<b>\$0</b>	<b>\$0</b>	<b>\$0</b>	<b>\$0</b>	<b>\$395</b>





WV DOT

## 2021 - 2024 Transportation Improvement Program

Roadways

### Back Creek - Hedgesville

**MPO ID** B2021-16  
**Resp. Agency** WV DOT  
**Project Category** Roadways  
**State** West Virginia  
**CIP or CTP ID(s)** STP0009259D

**Project Category** TIP  
**Functional Class** Resurfacing  
**County** Berkeley County  
**Est. Total Cost** \$430  
**Prior Years Cost** \$0  
**Future Years Cost** \$0

**Description:**  
Resurfacing

**Limits:**

WV-9 for 1.98 miles from 4.39 (BMP)

**LRTP Relationship:**

System Preservation





## 2021 - 2024 Transportation Improvement Program

### Back Creek - Hedgesville

(Funding in Thousands)

#### State Funding - West Virginia

Phase	Prior Funds	FY 2021 Funds	FY 2022 Funds	FY 2023 Funds	FY 2024 Funds	FY 2025 Funds	FY 2026 Funds	Future Funds	Total Four-Year Funding Request
ENG	\$0	\$0	\$0	\$0	\$0	\$0	\$0	\$0	\$0
ROW	\$0	\$0	\$0	\$0	\$0	\$0	\$0	\$0	\$0
CON	\$0	\$0	\$0	\$86	\$0	\$0	\$0	\$0	\$86
Transit	\$0	\$0	\$0	\$0	\$0	\$0	\$0	\$0	\$0
MPO	\$0	\$0	\$0	\$0	\$0	\$0	\$0	\$0	\$0
<b>Subtotal</b>	<b>\$0</b>	<b>\$0</b>	<b>\$0</b>	<b>\$86</b>	<b>\$0</b>	<b>\$0</b>	<b>\$0</b>	<b>\$0</b>	<b>\$86</b>

#### Surface Transportation Program

Phase	Prior Funds	FY 2021 Funds	FY 2022 Funds	FY 2023 Funds	FY 2024 Funds	FY 2025 Funds	FY 2026 Funds	Future Funds	Total Four-Year Funding Request
ENG	\$0	\$0	\$0	\$0	\$0	\$0	\$0	\$0	\$0
ROW	\$0	\$0	\$0	\$0	\$0	\$0	\$0	\$0	\$0
CON	\$0	\$0	\$0	\$344	\$0	\$0	\$0	\$0	\$344
Transit	\$0	\$0	\$0	\$0	\$0	\$0	\$0	\$0	\$0
MPO	\$0	\$0	\$0	\$0	\$0	\$0	\$0	\$0	\$0
<b>Subtotal</b>	<b>\$0</b>	<b>\$0</b>	<b>\$0</b>	<b>\$344</b>	<b>\$0</b>	<b>\$0</b>	<b>\$0</b>	<b>\$0</b>	<b>\$344</b>
<b>Total</b>	<b>\$0</b>	<b>\$0</b>	<b>\$0</b>	<b>\$430</b>	<b>\$0</b>	<b>\$0</b>	<b>\$0</b>	<b>\$0</b>	<b>\$430</b>



WV DOT

## 2021 - 2024 Transportation Improvement Program

Roadways

### Hedgesville - Welltown

**MPO ID** B2021-17  
**Resp. Agency** WV DOT  
**Project Category** Roadways  
**State** West Virginia  
**CIP or CTP ID(s)** STP0009258D

**Project Category** TIP  
**Functional Class** Resurfacing  
**County** Berkeley County  
**Est. Total Cost** \$623  
**Prior Years Cost** \$0  
**Future Years Cost** \$0

**Description:**  
Resurfacing

**Limits:**

WV-9 for 2.43 miles from 6.37 (BMP)

**LRTP Relationship:**

System Preservation





## 2021 - 2024 Transportation Improvement Program

## Hedgesville - Welltown

(Funding in Thousands)

## State Funding - West Virginia

Phase	Prior Funds	FY 2021 Funds	FY 2022 Funds	FY 2023 Funds	FY 2024 Funds	FY 2025 Funds	FY 2026 Funds	Future Funds	Total Four-Year Funding Request
ENG	\$0	\$0	\$0	\$0	\$0	\$0	\$0	\$0	\$0
ROW	\$0	\$0	\$0	\$0	\$0	\$0	\$0	\$0	\$0
CON	\$0	\$0	\$0	\$0	\$124	\$0	\$0	\$0	\$124
Transit	\$0	\$0	\$0	\$0	\$0	\$0	\$0	\$0	\$0
MPO	\$0	\$0	\$0	\$0	\$0	\$0	\$0	\$0	\$0
<b>Subtotal</b>	<b>\$0</b>	<b>\$0</b>	<b>\$0</b>	<b>\$0</b>	<b>\$124</b>	<b>\$0</b>	<b>\$0</b>	<b>\$0</b>	<b>\$124</b>

## Surface Transportation Program

Phase	Prior Funds	FY 2021 Funds	FY 2022 Funds	FY 2023 Funds	FY 2024 Funds	FY 2025 Funds	FY 2026 Funds	Future Funds	Total Four-Year Funding Request
ENG	\$0	\$0	\$0	\$0	\$0	\$0	\$0	\$0	\$0
ROW	\$0	\$0	\$0	\$0	\$0	\$0	\$0	\$0	\$0
CON	\$0	\$0	\$0	\$0	\$499	\$0	\$0	\$0	\$499
Transit	\$0	\$0	\$0	\$0	\$0	\$0	\$0	\$0	\$0
MPO	\$0	\$0	\$0	\$0	\$0	\$0	\$0	\$0	\$0
<b>Subtotal</b>	<b>\$0</b>	<b>\$0</b>	<b>\$0</b>	<b>\$0</b>	<b>\$499</b>	<b>\$0</b>	<b>\$0</b>	<b>\$0</b>	<b>\$499</b>
<b>Total</b>	<b>\$0</b>	<b>\$0</b>	<b>\$0</b>	<b>\$0</b>	<b>\$623</b>	<b>\$0</b>	<b>\$0</b>	<b>\$0</b>	<b>\$623</b>



WV DOT

## 2021 - 2024 Transportation Improvement Program

Roadways

### Hedgesville ADA Ramps +2

**MPO ID** B2021-18  
**Resp. Agency** WV DOT  
**Project Category** Roadways  
**State** West Virginia  
**CIP or CTP ID(s)** NHPP0009261D

**Project Category** TIP  
**Functional Class** Community Development  
**County** Berkeley County  
**Est. Total Cost** \$395  
**Prior Years Cost** \$0  
**Future Years Cost** \$0

**Description:**

Design/build ADA ramps

**Limits:**

WV-9 for 0.3 miles from 10.21 (BMP)

**LRTP Relationship:**

Safety





## 2021 - 2024 Transportation Improvement Program

## Hedgesville ADA Ramps +2

(Funding in Thousands)

## National Highway Performance Program

Phase	Prior Funds	FY 2021 Funds	FY 2022 Funds	FY 2023 Funds	FY 2024 Funds	FY 2025 Funds	FY 2026 Funds	Future Funds	Total Four-Year Funding Request
ENG	\$0	\$0	\$0	\$0	\$0	\$0	\$0	\$0	\$0
ROW	\$0	\$0	\$0	\$0	\$0	\$0	\$0	\$0	\$0
CON	\$0	\$0	\$0	\$0	\$316	\$0	\$0	\$0	\$316
Transit	\$0	\$0	\$0	\$0	\$0	\$0	\$0	\$0	\$0
MPO	\$0	\$0	\$0	\$0	\$0	\$0	\$0	\$0	\$0
<b>Subtotal</b>	<b>\$0</b>	<b>\$0</b>	<b>\$0</b>	<b>\$0</b>	<b>\$316</b>	<b>\$0</b>	<b>\$0</b>	<b>\$0</b>	<b>\$316</b>

## State Funding - West Virginia

Phase	Prior Funds	FY 2021 Funds	FY 2022 Funds	FY 2023 Funds	FY 2024 Funds	FY 2025 Funds	FY 2026 Funds	Future Funds	Total Four-Year Funding Request
ENG	\$0	\$0	\$0	\$0	\$0	\$0	\$0	\$0	\$0
ROW	\$0	\$0	\$0	\$0	\$0	\$0	\$0	\$0	\$0
CON	\$0	\$0	\$0	\$0	\$79	\$0	\$0	\$0	\$79
Transit	\$0	\$0	\$0	\$0	\$0	\$0	\$0	\$0	\$0
MPO	\$0	\$0	\$0	\$0	\$0	\$0	\$0	\$0	\$0
<b>Subtotal</b>	<b>\$0</b>	<b>\$0</b>	<b>\$0</b>	<b>\$0</b>	<b>\$79</b>	<b>\$0</b>	<b>\$0</b>	<b>\$0</b>	<b>\$79</b>
<b>Total</b>	<b>\$0</b>	<b>\$0</b>	<b>\$0</b>	<b>\$0</b>	<b>\$395</b>	<b>\$0</b>	<b>\$0</b>	<b>\$0</b>	<b>\$395</b>

**VA Line to Charles Town Rd (GO Bond)**

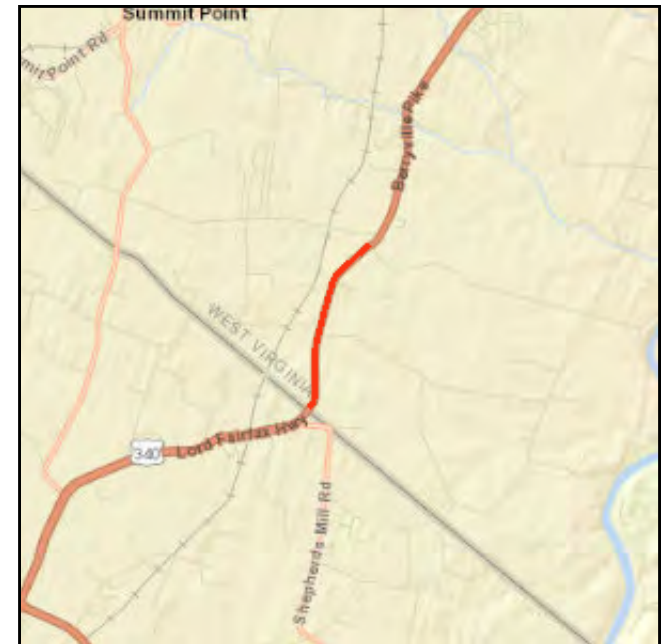
**MPO ID** J2008-08  
**Resp. Agency** WV DOT  
**Project Category** Roadways  
**State** West Virginia  
**CIP or CTP ID(s)** NFA2317010

**Project Category** TIP  
**Functional Class** Regional Mobility  
**County** Jefferson County  
**Est. Total Cost** \$65,009  
**Prior Years Cost** \$65,009  
**Future Years Cost** \$0

**Description:**  
Upgrade to 4 lanes

**Limits:**  
US 340 from VA State line to CO 20/1

**LRTP Relationship:**  
Fiscally Constrained Project





## 2021 - 2024 Transportation Improvement Program

## VA Line to Charles Town Rd (GO Bond)

(Funding in Thousands)

## National Highway Performance Program

Phase	Prior Funds	FY 2021 Funds	FY 2022 Funds	FY 2023 Funds	FY 2024 Funds	FY 2025 Funds	FY 2026 Funds	Future Funds	Total Four-Year Funding Request
ENG	\$1200	\$0	\$0	\$0	\$0	\$0	\$0	\$0	\$1,200
ROW	\$0	\$0	\$0	\$0	\$0	\$0	\$0	\$0	\$0
CON	\$0	\$0	\$0	\$0	\$0	\$0	\$0	\$0	\$0
Transit	\$0	\$0	\$0	\$0	\$0	\$0	\$0	\$0	\$0
MPO	\$0	\$0	\$0	\$0	\$0	\$0	\$0	\$0	\$0
Subtotal	\$1200	\$0	\$0	\$0	\$0	\$0	\$0	\$0	\$1,200





## 2021 - 2024 Transportation Improvement Program

## VA Line to Charles Town Rd (GO Bond)

(Funding in Thousands)

## State Funding - West Virginia

Phase	Prior Funds	FY 2021 Funds	FY 2022 Funds	FY 2023 Funds	FY 2024 Funds	FY 2025 Funds	FY 2026 Funds	Future Funds	Total Four-Year Funding Request
ENG	\$300	\$0	\$0	\$0	\$0	\$0	\$0	\$0	\$300
ROW	\$250	\$0	\$0	\$0	\$0	\$0	\$0	\$0	\$250
CON	\$63259	\$0	\$0	\$0	\$0	\$0	\$0	\$0	\$63,259
Transit	\$0	\$0	\$0	\$0	\$0	\$0	\$0	\$0	\$0
MPO	\$0	\$0	\$0	\$0	\$0	\$0	\$0	\$0	\$0
<b>Subtotal</b>	<b>\$63809</b>	<b>\$0</b>	<b>\$0</b>	<b>\$0</b>	<b>\$0</b>	<b>\$0</b>	<b>\$0</b>	<b>\$0</b>	<b>\$63,809</b>
<b>Total</b>	<b>\$65009</b>	<b>\$0</b>	<b>\$0</b>	<b>\$0</b>	<b>\$0</b>	<b>\$0</b>	<b>\$0</b>	<b>\$0</b>	<b>\$65,009</b>



## Shepherdstown Bike Path

<b>MPO ID</b>	J2014-05	<b>Project Category</b>	TIP
<b>Resp. Agency</b>	WV DOT	<b>Functional Class</b>	Community Development
<b>Project Category</b>	Roadways	<b>County</b>	Jefferson County
<b>State</b>	West Virginia	<b>Est. Total Cost</b>	\$561
<b>CIP or CTP ID(s)</b>	TERT-2014(060)DTC	<b>Prior Years Cost</b>	\$0
		<b>Future Years Cost</b>	\$0

**Description:**

Development and construction of a multi-use path adjacent to Shepherdstown Pike

**Limits:**

Shepherdstown Pike from Potomac Farms Dr. to Mildred St.

**LRTP Relationship:**

Bicycle and Pedestrian Element





## 2021 - 2024 Transportation Improvement Program

## Shepherdstown Bike Path

(Funding in Thousands)

## Local Match

Phase	Prior Funds	FY 2021 Funds	FY 2022 Funds	FY 2023 Funds	FY 2024 Funds	FY 2025 Funds	FY 2026 Funds	Future Funds	Total Four-Year Funding Request
ENG	\$0	\$0	\$0	\$0	\$0	\$0	\$0	\$0	\$0
ROW	\$0	\$0	\$0	\$0	\$0	\$0	\$0	\$0	\$0
CON	\$0	\$0	\$52	\$0	\$0	\$0	\$0	\$0	\$52
Transit	\$0	\$0	\$0	\$0	\$0	\$0	\$0	\$0	\$0
MPO	\$0	\$0	\$0	\$0	\$0	\$0	\$0	\$0	\$0
Subtotal	\$0	\$0	\$52	\$0	\$0	\$0	\$0	\$0	\$52

## National Recreational Trails

Phase	Prior Funds	FY 2021 Funds	FY 2022 Funds	FY 2023 Funds	FY 2024 Funds	FY 2025 Funds	FY 2026 Funds	Future Funds	Total Four-Year Funding Request
ENG	\$0	\$0	\$0	\$0	\$0	\$0	\$0	\$0	\$0
ROW	\$0	\$0	\$0	\$0	\$0	\$0	\$0	\$0	\$0
CON	\$0	\$0	\$93	\$0	\$0	\$0	\$0	\$0	\$93
Transit	\$0	\$0	\$0	\$0	\$0	\$0	\$0	\$0	\$0
MPO	\$0	\$0	\$0	\$0	\$0	\$0	\$0	\$0	\$0
Subtotal	\$0	\$0	\$93	\$0	\$0	\$0	\$0	\$0	\$93



## 2021 - 2024 Transportation Improvement Program

## Shepherdstown Bike Path

(Funding in Thousands)

## Transportation Alternatives Program

Phase	Prior Funds	FY 2021 Funds	FY 2022 Funds	FY 2023 Funds	FY 2024 Funds	FY 2025 Funds	FY 2026 Funds	Future Funds	Total Four-Year Funding Request
ENG	\$0	\$0	\$0	\$0	\$0	\$0	\$0	\$0	\$0
ROW	\$0	\$0	\$0	\$0	\$0	\$0	\$0	\$0	\$0
CON	\$0	\$0	\$416	\$0	\$0	\$0	\$0	\$0	\$416
Transit	\$0	\$0	\$0	\$0	\$0	\$0	\$0	\$0	\$0
MPO	\$0	\$0	\$0	\$0	\$0	\$0	\$0	\$0	\$0
<b>Subtotal</b>	<b>\$0</b>	<b>\$0</b>	<b>\$416</b>	<b>\$0</b>	<b>\$0</b>	<b>\$0</b>	<b>\$0</b>	<b>\$0</b>	<b>\$416</b>
<b>Total</b>	<b>\$0</b>	<b>\$0</b>	<b>\$561</b>	<b>\$0</b>	<b>\$0</b>	<b>\$0</b>	<b>\$0</b>	<b>\$0</b>	<b>\$561</b>



WV DOT

## 2021 - 2024 Transportation Improvement Program

Roadways

### US 340 Rock Slide Investigation

**MPO ID** J2015-05

**Resp. Agency** WV DOT

**Project Category** Roadways

**State** West Virginia

**CIP or CTP ID(s)** NHPP-0340(063,064, & 065)

**Description:**

Investigation and repair of land slide

**Project Category**

TIP

**Functional Class**

Regional Mobility

**County**

Jefferson County

**Est. Total Cost**

\$14,040

**Prior Years Cost**

\$0

**Future Years Cost**

\$0

**Limits:**

US 340 approximately 1.5 mi west of Harpers Ferry Road

**LRTP Relationship:**

System Preservation





## 2021 - 2024 Transportation Improvement Program

### US 340 Rock Slide Investigation

(Funding in Thousands)

#### National Highway Performance Program

Phase	Prior Funds	FY 2021 Funds	FY 2022 Funds	FY 2023 Funds	FY 2024 Funds	FY 2025 Funds	FY 2026 Funds	Future Funds	Total Four-Year Funding Request
ENG	\$0	\$0	\$0	\$0	\$0	\$0	\$0	\$0	\$0
ROW	\$0	\$0	\$40	\$0	\$0	\$0	\$0	\$0	\$40
CON	\$0	\$0	\$0	\$11200	\$0	\$0	\$0	\$0	\$11,200
Transit	\$0	\$0	\$0	\$0	\$0	\$0	\$0	\$0	\$0
MPO	\$0	\$0	\$0	\$0	\$0	\$0	\$0	\$0	\$0
<b>Subtotal</b>	<b>\$0</b>	<b>\$0</b>	<b>\$40</b>	<b>\$11200</b>	<b>\$0</b>	<b>\$0</b>	<b>\$0</b>	<b>\$0</b>	<b>\$11,240</b>

#### State Funding - West Virginia

Phase	Prior Funds	FY 2021 Funds	FY 2022 Funds	FY 2023 Funds	FY 2024 Funds	FY 2025 Funds	FY 2026 Funds	Future Funds	Total Four-Year Funding Request
ENG	\$0	\$0	\$0	\$0	\$0	\$0	\$0	\$0	\$0
ROW	\$0	\$0	\$0	\$0	\$0	\$0	\$0	\$0	\$0
CON	\$0	\$0	\$0	\$2800	\$0	\$0	\$0	\$0	\$2,800
Transit	\$0	\$0	\$0	\$0	\$0	\$0	\$0	\$0	\$0
MPO	\$0	\$0	\$0	\$0	\$0	\$0	\$0	\$0	\$0
<b>Subtotal</b>	<b>\$0</b>	<b>\$0</b>	<b>\$0</b>	<b>\$2800</b>	<b>\$0</b>	<b>\$0</b>	<b>\$0</b>	<b>\$0</b>	<b>\$2,800</b>
<b>Total</b>	<b>\$0</b>	<b>\$0</b>	<b>\$40</b>	<b>\$14000</b>	<b>\$0</b>	<b>\$0</b>	<b>\$0</b>	<b>\$0</b>	<b>\$14,040</b>



## Ranson 5th Ave Complete Street

<b>MPO ID</b>	J2017-01	<b>Project Category</b>	TIP
<b>Resp. Agency</b>	WV DOT	<b>Functional Class</b>	Community Development
<b>Project Category</b>	Roadways	<b>County</b>	Jefferson County
<b>State</b>	West Virginia	<b>Est. Total Cost</b>	\$874
<b>CIP or CTP ID(s)</b>	TAP-2016(303)DTC	<b>Prior Years Cost</b>	\$62
		<b>Future Years Cost</b>	\$0

**Description:**

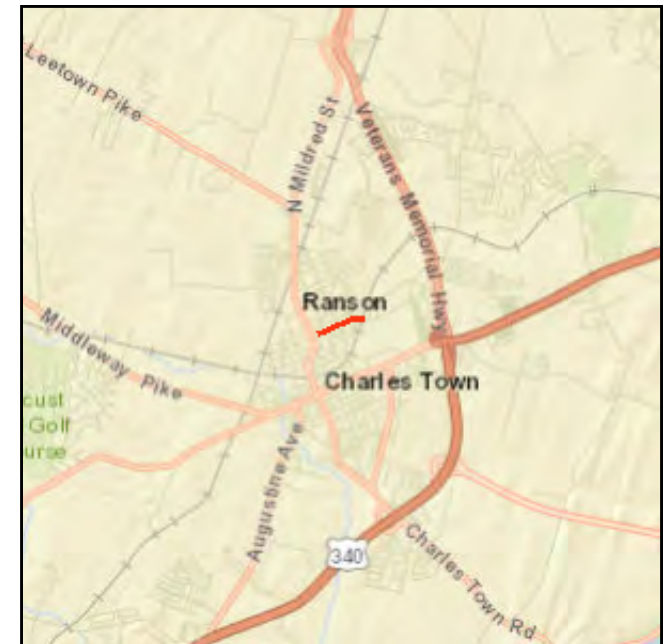
Sidewalk construction, on-street parking improvements, pedestrian accessibility

**Limits:**

5th Avenue

**LRTP Relationship:**

Bicycle and Pedestrian Element





## 2021 - 2024 Transportation Improvement Program

### Ranson 5th Ave Complete Street

(Funding in Thousands)

#### Transportation Alternatives Program

Phase	Prior Funds	FY 2021 Funds	FY 2022 Funds	FY 2023 Funds	FY 2024 Funds	FY 2025 Funds	FY 2026 Funds	Future Funds	Total Four-Year Funding Request
ENG	\$62	\$0	\$0	\$0	\$0	\$0	\$0	\$0	\$62
ROW	\$0	\$0	\$0	\$0	\$0	\$0	\$0	\$0	\$0
CON	\$0	\$0	\$650	\$0	\$0	\$0	\$0	\$0	\$650
Transit	\$0	\$0	\$0	\$0	\$0	\$0	\$0	\$0	\$0
MPO	\$0	\$0	\$0	\$0	\$0	\$0	\$0	\$0	\$0
<b>Subtotal</b>	<b>\$62</b>	<b>\$0</b>	<b>\$650</b>	<b>\$0</b>	<b>\$0</b>	<b>\$0</b>	<b>\$0</b>	<b>\$0</b>	<b>\$712</b>

#### State Funding - West Virginia

Phase	Prior Funds	FY 2021 Funds	FY 2022 Funds	FY 2023 Funds	FY 2024 Funds	FY 2025 Funds	FY 2026 Funds	Future Funds	Total Four-Year Funding Request
ENG	\$0	\$0	\$0	\$0	\$0	\$0	\$0	\$0	\$0
ROW	\$0	\$0	\$0	\$0	\$0	\$0	\$0	\$0	\$0
CON	\$0	\$0	\$162	\$0	\$0	\$0	\$0	\$0	\$162
Transit	\$0	\$0	\$0	\$0	\$0	\$0	\$0	\$0	\$0
MPO	\$0	\$0	\$0	\$0	\$0	\$0	\$0	\$0	\$0
<b>Subtotal</b>	<b>\$0</b>	<b>\$0</b>	<b>\$162</b>	<b>\$0</b>	<b>\$0</b>	<b>\$0</b>	<b>\$0</b>	<b>\$0</b>	<b>\$162</b>
<b>Total</b>	<b>\$62</b>	<b>\$0</b>	<b>\$812</b>	<b>\$0</b>	<b>\$0</b>	<b>\$0</b>	<b>\$0</b>	<b>\$0</b>	<b>\$874</b>





## Harpers Ferry High St

**MPO ID** J2017-03  
**Resp. Agency** WV DOT  
**Project Category** Roadways  
**State** West Virginia  
**CIP or CTP ID(s)** TAP-2018(210)D

**Project Category** TIP  
**Functional Class** Community Development  
**County** Jefferson County  
**Est. Total Cost** \$441  
**Prior Years Cost** \$41  
**Future Years Cost** \$0

**Description:**

Design and Construct Sidewalks

**Limits:**

High Street

**L RTP Relationship:**

Bicycle and Pedestrian Element





## 2021 - 2024 Transportation Improvement Program

### Harpers Ferry High St

(Funding in Thousands)

#### Transportation Alternatives Program

Phase	Prior Funds	FY 2021 Funds	FY 2022 Funds	FY 2023 Funds	FY 2024 Funds	FY 2025 Funds	FY 2026 Funds	Future Funds	Total Four-Year Funding Request
ENG	\$41	\$0	\$0	\$0	\$0	\$0	\$0	\$0	\$41
ROW	\$0	\$0	\$0	\$0	\$0	\$0	\$0	\$0	\$0
CON	\$0	\$320	\$0	\$0	\$0	\$0	\$0	\$0	\$320
Transit	\$0	\$0	\$0	\$0	\$0	\$0	\$0	\$0	\$0
MPO	\$0	\$0	\$0	\$0	\$0	\$0	\$0	\$0	\$0
<b>Subtotal</b>	<b>\$41</b>	<b>\$320</b>	<b>\$0</b>	<b>\$0</b>	<b>\$0</b>	<b>\$0</b>	<b>\$0</b>	<b>\$0</b>	<b>\$361</b>

#### State Funding - West Virginia

Phase	Prior Funds	FY 2021 Funds	FY 2022 Funds	FY 2023 Funds	FY 2024 Funds	FY 2025 Funds	FY 2026 Funds	Future Funds	Total Four-Year Funding Request
ENG	\$0	\$0	\$0	\$0	\$0	\$0	\$0	\$0	\$0
ROW	\$0	\$0	\$0	\$0	\$0	\$0	\$0	\$0	\$0
CON	\$0	\$80	\$0	\$0	\$0	\$0	\$0	\$0	\$80
Transit	\$0	\$0	\$0	\$0	\$0	\$0	\$0	\$0	\$0
MPO	\$0	\$0	\$0	\$0	\$0	\$0	\$0	\$0	\$0
<b>Subtotal</b>	<b>\$0</b>	<b>\$80</b>	<b>\$0</b>	<b>\$0</b>	<b>\$0</b>	<b>\$0</b>	<b>\$0</b>	<b>\$0</b>	<b>\$80</b>
<b>Total</b>	<b>\$41</b>	<b>\$400</b>	<b>\$0</b>	<b>\$0</b>	<b>\$0</b>	<b>\$0</b>	<b>\$0</b>	<b>\$0</b>	<b>\$441</b>



## Charles Town Augustine Ave

**MPO ID** J2019-05.03

**Resp. Agency** WV DOT

**Project Category** Roadways

**State** West Virginia

**CIP or CTP ID(s)** TAP-2017(186)DTC

**Description:**

Design and plan a shared bike/pedestrian path

**Project Category**

TIP

**Functional Class**

Community Development

**County**

Jefferson County

**Est. Total Cost**

\$120

**Prior Years Cost**

\$120

**Future Years Cost**

\$0

**Limits:**

Augustine Ave, from Charles Towers Apartments south to Huyett Road/US 340

**LRTP Relationship:**

Bicycle and Pedestrian Element





## 2021 - 2024 Transportation Improvement Program

## Charles Town Augustine Ave

(Funding in Thousands)

## Transportation Alternatives Program

Phase	Prior Funds	FY 2021 Funds	FY 2022 Funds	FY 2023 Funds	FY 2024 Funds	FY 2025 Funds	FY 2026 Funds	Future Funds	Total Four-Year Funding Request
ENG	\$120	\$0	\$0	\$0	\$0	\$0	\$0	\$0	\$120
ROW	\$0	\$0	\$0	\$0	\$0	\$0	\$0	\$0	\$0
CON	\$0	\$0	\$0	\$0	\$0	\$0	\$0	\$0	\$0
Transit	\$0	\$0	\$0	\$0	\$0	\$0	\$0	\$0	\$0
MPO	\$0	\$0	\$0	\$0	\$0	\$0	\$0	\$0	\$0
Subtotal	\$120	\$0	\$0	\$0	\$0	\$0	\$0	\$0	\$120
Total	\$120	\$0	\$0	\$0	\$0	\$0	\$0	\$0	\$120



## Flowing Springs Park Trail

**MPO ID** J2019-05.04

**Resp. Agency** WV DOT

**Project Category** Roadways

**State** West Virginia

**CIP or CTP ID(s)** FLAP-2018(246)DTC

**Description:**

Design and construct trail

**Project Category** TIP

**Functional Class** Community Development

**County**

**Est. Total Cost** \$331

**Prior Years Cost** \$331

**Future Years Cost** \$0

**Limits:**

**LRTP Relationship:**

Bicycle and Pedestrian Element





## 2021 - 2024 Transportation Improvement Program

## Flowing Springs Park Trail

(Funding in Thousands)

## Direct Federal

Phase	Prior Funds	FY 2021 Funds	FY 2022 Funds	FY 2023 Funds	FY 2024 Funds	FY 2025 Funds	FY 2026 Funds	Future Funds	Total Four-Year Funding Request
ENG	\$80	\$0	\$0	\$0	\$0	\$0	\$0	\$0	\$80
ROW	\$0	\$0	\$0	\$0	\$0	\$0	\$0	\$0	\$0
CON	\$251	\$0	\$0	\$0	\$0	\$0	\$0	\$0	\$251
Transit	\$0	\$0	\$0	\$0	\$0	\$0	\$0	\$0	\$0
MPO	\$0	\$0	\$0	\$0	\$0	\$0	\$0	\$0	\$0
<b>Subtotal</b>	<b>\$331</b>	<b>\$0</b>	<b>\$0</b>	<b>\$0</b>	<b>\$0</b>	<b>\$0</b>	<b>\$0</b>	<b>\$0</b>	<b>\$331</b>
<b>Total</b>	<b>\$331</b>	<b>\$0</b>	<b>\$0</b>	<b>\$0</b>	<b>\$0</b>	<b>\$0</b>	<b>\$0</b>	<b>\$0</b>	<b>\$331</b>



WV DOT

## 2021 - 2024 Transportation Improvement Program

Roadways

### Loudon Heights AT Relocation

**MPO ID** J2019-05.05  
**Resp. Agency** WV DOT  
**Project Category** Roadways  
**State** West Virginia  
**CIP or CTP ID(s)** TAP-2018(241)D

**Project Category** TIP  
**Functional Class** Community Development  
**County** Jefferson County  
**Est. Total Cost** \$50  
**Prior Years Cost** \$0  
**Future Years Cost** \$0

**Description:**  
Construct trail

**Limits:**

**LRTP Relationship:**  
Bicycle and Pedestrian Element





## 2021 - 2024 Transportation Improvement Program

## Loudon Heights AT Relocation

(Funding in Thousands)

## Local Match

Phase	Prior Funds	FY 2021 Funds	FY 2022 Funds	FY 2023 Funds	FY 2024 Funds	FY 2025 Funds	FY 2026 Funds	Future Funds	Total Four-Year Funding Request
ENG	\$0	\$0	\$0	\$0	\$0	\$0	\$0	\$0	\$0
ROW	\$0	\$0	\$0	\$0	\$0	\$0	\$0	\$0	\$0
CON	\$0	\$10	\$0	\$0	\$0	\$0	\$0	\$0	\$10
Transit	\$0	\$0	\$0	\$0	\$0	\$0	\$0	\$0	\$0
MPO	\$0	\$0	\$0	\$0	\$0	\$0	\$0	\$0	\$0
Subtotal	\$0	\$10	\$0	\$0	\$0	\$0	\$0	\$0	\$10

## Transportation Alternatives Program

Phase	Prior Funds	FY 2021 Funds	FY 2022 Funds	FY 2023 Funds	FY 2024 Funds	FY 2025 Funds	FY 2026 Funds	Future Funds	Total Four-Year Funding Request
ENG	\$0	\$0	\$0	\$0	\$0	\$0	\$0	\$0	\$0
ROW	\$0	\$0	\$0	\$0	\$0	\$0	\$0	\$0	\$0
CON	\$0	\$40	\$0	\$0	\$0	\$0	\$0	\$0	\$40
Transit	\$0	\$0	\$0	\$0	\$0	\$0	\$0	\$0	\$0
MPO	\$0	\$0	\$0	\$0	\$0	\$0	\$0	\$0	\$0
Subtotal	\$0	\$40	\$0	\$0	\$0	\$0	\$0	\$0	\$40
Total	\$0	\$50	\$0	\$0	\$0	\$0	\$0	\$0	\$50





## Armory Canal Trail

**MPO ID** J2019-05.06  
**Resp. Agency** WV DOT  
**Project Category** Roadways  
**State** West Virginia  
**CIP or CTP ID(s)** FLAP2017-206/207-DTC

**Project Category** TIP  
**Functional Class** Community Development  
**County** Jefferson County  
**Est. Total Cost** \$581  
**Prior Years Cost** \$100  
**Future Years Cost** \$0

**Description:**

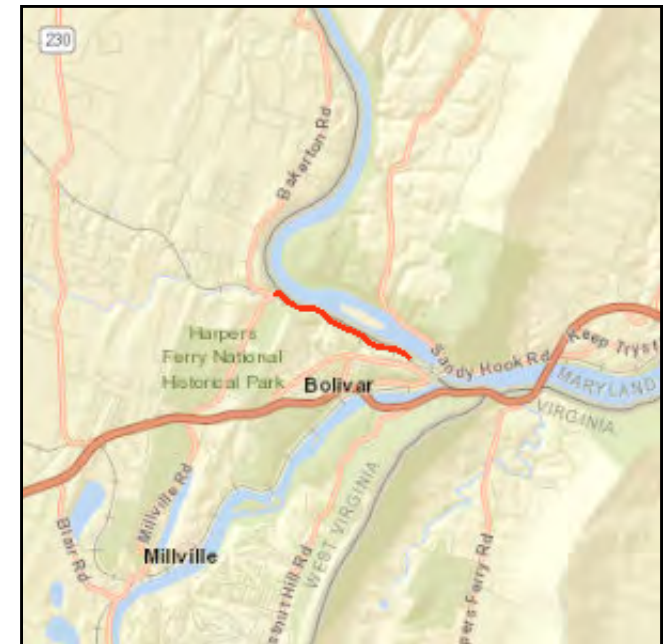
Design and construct trail

**Limits:**

Bakerton Rd to Harpers Ferry

**L RTP Relationship:**

Bicycle and Pedestrian Element





## 2021 - 2024 Transportation Improvement Program

## Armory Canal Trail

(Funding in Thousands)

## Direct Federal

Phase	Prior Funds	FY 2021 Funds	FY 2022 Funds	FY 2023 Funds	FY 2024 Funds	FY 2025 Funds	FY 2026 Funds	Future Funds	Total Four-Year Funding Request
ENG	\$100	\$0	\$0	\$0	\$0	\$0	\$0	\$0	\$100
ROW	\$0	\$0	\$0	\$0	\$0	\$0	\$0	\$0	\$0
CON	\$0	\$481	\$0	\$0	\$0	\$0	\$0	\$0	\$481
Transit	\$0	\$0	\$0	\$0	\$0	\$0	\$0	\$0	\$0
MPO	\$0	\$0	\$0	\$0	\$0	\$0	\$0	\$0	\$0
<b>Subtotal</b>	<b>\$100</b>	<b>\$481</b>	<b>\$0</b>	<b>\$0</b>	<b>\$0</b>	<b>\$0</b>	<b>\$0</b>	<b>\$0</b>	<b>\$581</b>
<b>Total</b>	<b>\$100</b>	<b>\$481</b>	<b>\$0</b>	<b>\$0</b>	<b>\$0</b>	<b>\$0</b>	<b>\$0</b>	<b>\$0</b>	<b>\$581</b>



## MARC Strategic Ridership

**MPO ID** J2019-07.01  
**Resp. Agency** WV DOT  
**Project Category** Roadways  
**State** West Virginia  
**CIP or CTP ID(s)** CMAQ-2018(191)DTC

**Project Category** TIP  
**Functional Class** Community Development  
**County** Jefferson County  
**Est. Total Cost** \$150  
**Prior Years Cost** \$150  
**Future Years Cost** \$0

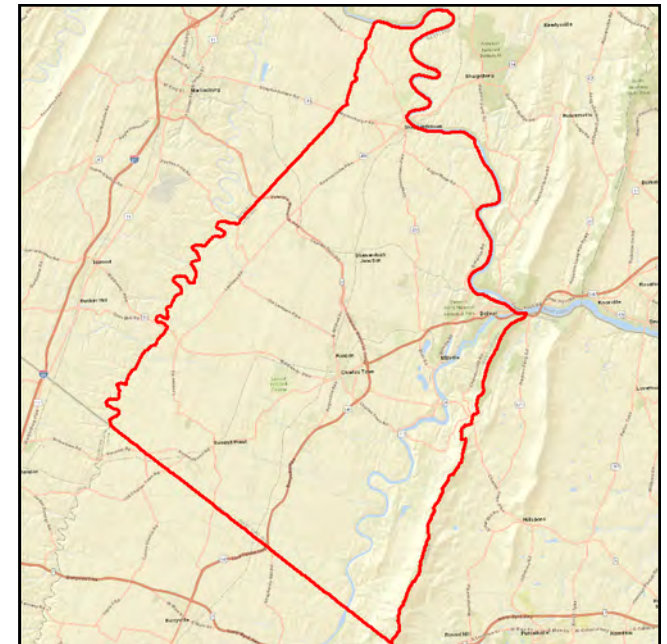
**Description:**  
Plan Preparation / Improvement

**Limits:**

0

**LRTP Relationship:**

Public Transit





## 2021 - 2024 Transportation Improvement Program

## MARC Strategic Ridership

(Funding in Thousands)

## Congestion Management and Air Quality

Phase	Prior Funds	FY 2021 Funds	FY 2022 Funds	FY 2023 Funds	FY 2024 Funds	FY 2025 Funds	FY 2026 Funds	Future Funds	Total Four-Year Funding Request
ENG	\$150	\$0	\$0	\$0	\$0	\$0	\$0	\$0	\$150
ROW	\$0	\$0	\$0	\$0	\$0	\$0	\$0	\$0	\$0
CON	\$0	\$0	\$0	\$0	\$0	\$0	\$0	\$0	\$0
Transit	\$0	\$0	\$0	\$0	\$0	\$0	\$0	\$0	\$0
MPO	\$0	\$0	\$0	\$0	\$0	\$0	\$0	\$0	\$0
Subtotal	\$150	\$0	\$0	\$0	\$0	\$0	\$0	\$0	\$150
Total	\$150	\$0	\$0	\$0	\$0	\$0	\$0	\$0	\$150



WV DOT

## 2021 - 2024 Transportation Improvement Program

Roadways

### Daniel Road

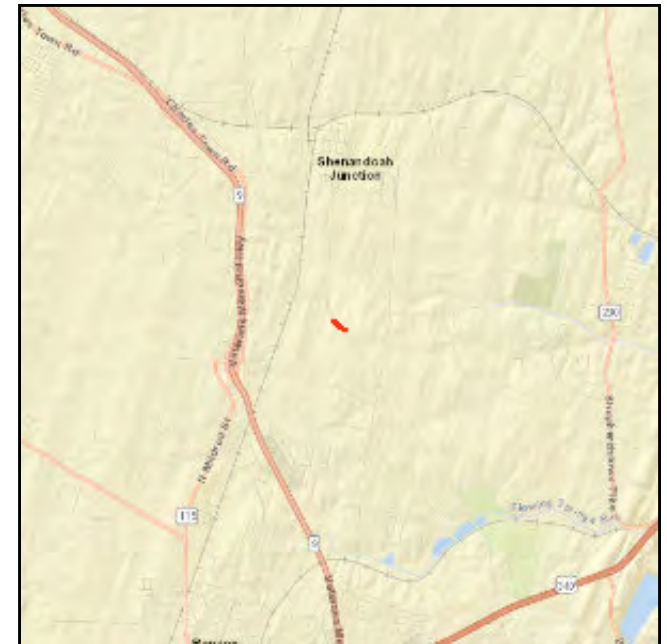
**MPO ID** J2020-01  
**Resp. Agency** WV DOT  
**Project Category** Roadways  
**State** West Virginia  
**CIP or CTP ID(s)** HSIP2020066D

**Project Category** TIP  
**Functional Class** Traffic  
**County** Jefferson County  
**Est. Total Cost** \$300  
**Prior Years Cost** \$0  
**Future Years Cost** \$0

**Description:**  
Roadway alignment

**Limits:**  
Starting at 0.49 mp and 0.15 miles in length.

**LRTP Relationship:**  
Safety





## 2021 - 2024 Transportation Improvement Program

## Daniel Road

(Funding in Thousands)

## Highway Safety Improvement Program

Phase	Prior Funds	FY 2021 Funds	FY 2022 Funds	FY 2023 Funds	FY 2024 Funds	FY 2025 Funds	FY 2026 Funds	Future Funds	Total Four-Year Funding Request
ENG	\$0	\$270	\$0	\$0	\$0	\$0	\$0	\$0	\$270
ROW	\$0	\$0	\$0	\$0	\$0	\$0	\$0	\$0	\$0
CON	\$0	\$0	\$0	\$0	\$0	\$0	\$0	\$0	\$0
Transit	\$0	\$0	\$0	\$0	\$0	\$0	\$0	\$0	\$0
MPO	\$0	\$0	\$0	\$0	\$0	\$0	\$0	\$0	\$0
<b>Subtotal</b>	<b>\$0</b>	<b>\$270</b>	<b>\$0</b>	<b>\$0</b>	<b>\$0</b>	<b>\$0</b>	<b>\$0</b>	<b>\$0</b>	<b>\$270</b>

## State Funding - West Virginia

Phase	Prior Funds	FY 2021 Funds	FY 2022 Funds	FY 2023 Funds	FY 2024 Funds	FY 2025 Funds	FY 2026 Funds	Future Funds	Total Four-Year Funding Request
ENG	\$0	\$30	\$0	\$0	\$0	\$0	\$0	\$0	\$30
ROW	\$0	\$0	\$0	\$0	\$0	\$0	\$0	\$0	\$0
CON	\$0	\$0	\$0	\$0	\$0	\$0	\$0	\$0	\$0
Transit	\$0	\$0	\$0	\$0	\$0	\$0	\$0	\$0	\$0
MPO	\$0	\$0	\$0	\$0	\$0	\$0	\$0	\$0	\$0
<b>Subtotal</b>	<b>\$0</b>	<b>\$30</b>	<b>\$0</b>	<b>\$0</b>	<b>\$0</b>	<b>\$0</b>	<b>\$0</b>	<b>\$0</b>	<b>\$30</b>
<b>Total</b>	<b>\$0</b>	<b>\$300</b>	<b>\$0</b>	<b>\$0</b>	<b>\$0</b>	<b>\$0</b>	<b>\$0</b>	<b>\$0</b>	<b>\$300</b>



WV DOT

## 2021 - 2024 Transportation Improvement Program

Roadways

### Charles Town – Halltown

**MPO ID** J2021-01  
**Resp. Agency** WV DOT  
**Project Category** Roadways  
**State** West Virginia  
**CIP or CTP ID(s)** NHPP0340069D

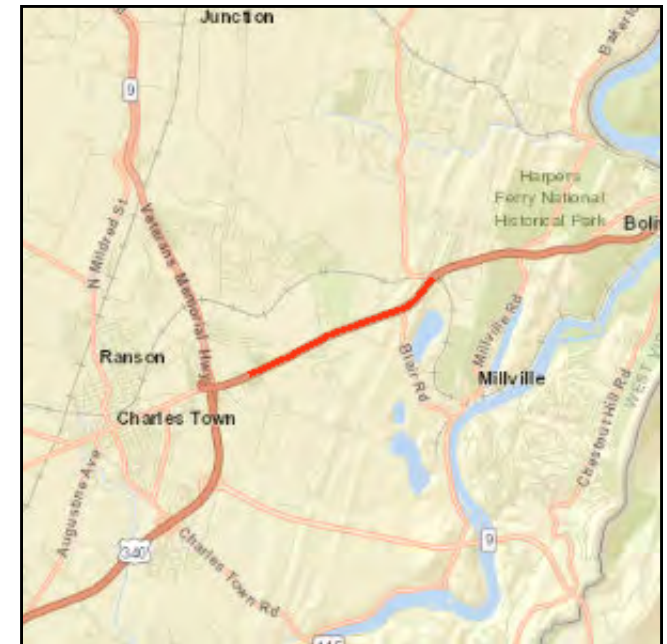
**Project Category** TIP  
**Functional Class** Resurfacing  
**County** Jefferson County  
**Est. Total Cost** \$1,003  
**Prior Years Cost** \$0  
**Future Years Cost** \$0

**Description:**  
Resurfacing

**Limits:**

US-340 2.35 miles

**L RTP Relationship:**  
System Preservation



**2021 - 2024 Transportation Improvement Program****Charles Town – Halltown**

(Funding in Thousands)

**National Highway Performance Program**

Phase	Prior Funds	FY 2021 Funds	FY 2022 Funds	FY 2023 Funds	FY 2024 Funds	FY 2025 Funds	FY 2026 Funds	Future Funds	Total Four-Year Funding Request
ENG	\$0	\$0	\$0	\$0	\$0	\$0	\$0	\$0	\$0
ROW	\$0	\$0	\$0	\$0	\$0	\$0	\$0	\$0	\$0
CON	\$0	\$0	\$803	\$0	\$0	\$0	\$0	\$0	\$803
Transit	\$0	\$0	\$0	\$0	\$0	\$0	\$0	\$0	\$0
MPO	\$0	\$0	\$0	\$0	\$0	\$0	\$0	\$0	\$0
<b>Subtotal</b>	<b>\$0</b>	<b>\$0</b>	<b>\$803</b>	<b>\$0</b>	<b>\$0</b>	<b>\$0</b>	<b>\$0</b>	<b>\$0</b>	<b>\$803</b>





## 2021 - 2024 Transportation Improvement Program

## Charles Town – Halltown

(Funding in Thousands)

## State Funding - West Virginia

Phase	Prior Funds	FY 2021 Funds	FY 2022 Funds	FY 2023 Funds	FY 2024 Funds	FY 2025 Funds	FY 2026 Funds	Future Funds	Total Four-Year Funding Request
ENG	\$0	\$0	\$0	\$0	\$0	\$0	\$0	\$0	\$0
ROW	\$0	\$0	\$0	\$0	\$0	\$0	\$0	\$0	\$0
CON	\$0	\$0	\$200	\$0	\$0	\$0	\$0	\$0	\$200
Transit	\$0	\$0	\$0	\$0	\$0	\$0	\$0	\$0	\$0
MPO	\$0	\$0	\$0	\$0	\$0	\$0	\$0	\$0	\$0
<b>Subtotal</b>	<b>\$0</b>	<b>\$0</b>	<b>\$200</b>	<b>\$0</b>	<b>\$0</b>	<b>\$0</b>	<b>\$0</b>	<b>\$0</b>	<b>\$200</b>
<b>Total</b>	<b>\$0</b>	<b>\$0</b>	<b>\$1003</b>	<b>\$0</b>	<b>\$0</b>	<b>\$0</b>	<b>\$0</b>	<b>\$0</b>	<b>\$1,003</b>



WV DOT

## 2021 - 2024 Transportation Improvement Program

Roadways

### US340 (VA Line – Charles Town Rd) GARVEE 3 Payback

<b>MPO ID</b>	J2021-02	<b>Project Category</b>	TIP
<b>Resp. Agency</b>	WV DOT	<b>Functional Class</b>	Regional Mobility
<b>Project Category</b>	Roadways	<b>County</b>	Jefferson County
<b>State</b>	West Virginia	<b>Est. Total Cost</b>	\$33,795
<b>CIP or CTP ID(s)</b>		<b>Prior Years Cost</b>	\$6,759
<b>Description:</b> Bond repayment		<b>Future Years Cost</b>	\$0

**Limits:**

**LRTP Relationship:**  
Congestion Management

No Map  
Available



## 2021 - 2024 Transportation Improvement Program

## US340 (VA Line – Charles Town Rd) GARVEE 3 Payback

(Funding in Thousands)

## National Highway Performance Program

Phase	Prior Funds	FY 2021 Funds	FY 2022 Funds	FY 2023 Funds	FY 2024 Funds	FY 2025 Funds	FY 2026 Funds	Future Funds	Total Four-Year Funding Request
ENG	\$0	\$0	\$0	\$0	\$0	\$0	\$0	\$0	\$0
ROW	\$0	\$0	\$0	\$0	\$0	\$0	\$0	\$0	\$0
CON	\$6759	\$6759	\$6759	\$6759	\$6759	\$0	\$0	\$0	\$33,795
Transit	\$0	\$0	\$0	\$0	\$0	\$0	\$0	\$0	\$0
MPO	\$0	\$0	\$0	\$0	\$0	\$0	\$0	\$0	\$0
Subtotal	\$6759	\$6759	\$6759	\$6759	\$6759	\$0	\$0	\$0	\$33,795
Total	\$6759	\$6759	\$6759	\$6759	\$6759	\$0	\$0	\$0	\$33,795



WV DOT

## 2021 - 2024 Transportation Improvement Program

Roadways

### Evitts Creek Br/ Bloomery (GO Bond 2/3)

**MPO ID** J2021-03  
**Resp. Agency** WV DOT  
**Project Category** Roadways  
**State** West Virginia  
**CIP or CTP ID(s)** NFA2317349

**Project Category** TIP  
**Functional Class** Localized Mobility  
**County** Jefferson County  
**Est. Total Cost** \$1,258  
**Prior Years Cost** \$0  
**Future Years Cost** \$0

**Description:**

Replace bridge and drainage structure

**Limits:**

WV-115 0.08 miles

**LRTP Relationship:**

System Preservation





## 2021 - 2024 Transportation Improvement Program

## Evitts Creek Br/ Bloomery (GO Bond 2/3)

(Funding in Thousands)

## State Funding - West Virginia

Phase	Prior Funds	FY 2021 Funds	FY 2022 Funds	FY 2023 Funds	FY 2024 Funds	FY 2025 Funds	FY 2026 Funds	Future Funds	Total Four-Year Funding Request
ENG	\$0	\$0	\$0	\$0	\$0	\$0	\$0	\$0	\$0
ROW	\$0	\$0	\$0	\$0	\$0	\$0	\$0	\$0	\$0
CON	\$0	\$1258	\$0	\$0	\$0	\$0	\$0	\$0	\$1,258
Transit	\$0	\$0	\$0	\$0	\$0	\$0	\$0	\$0	\$0
MPO	\$0	\$0	\$0	\$0	\$0	\$0	\$0	\$0	\$0
<b>Subtotal</b>	<b>\$0</b>	<b>\$1258</b>	<b>\$0</b>	<b>\$0</b>	<b>\$0</b>	<b>\$0</b>	<b>\$0</b>	<b>\$0</b>	<b>\$1,258</b>
<b>Total</b>	<b>\$0</b>	<b>\$1258</b>	<b>\$0</b>	<b>\$0</b>	<b>\$0</b>	<b>\$0</b>	<b>\$0</b>	<b>\$0</b>	<b>\$1,258</b>



WV DOT

## 2021 - 2024 Transportation Improvement Program

Roadways  
National Highway System

### Bardane - Charles Town Road (GO Bond 2/3)

**MPO ID** J2021-04  
**Resp. Agency** WV DOT  
**Project Category** Roadways  
**State** West Virginia  
**CIP or CTP ID(s)** NFA2317486

**Project Category** TIP  
**Functional Class** Resurfacing  
**County** Jefferson County  
**Est. Total Cost** \$130  
**Prior Years Cost** \$130  
**Future Years Cost** \$0

**Description:**  
Resurfacing

**Limits:**

1 mile at 0 Beg MP

**L RTP Relationship:**  
System Preservation





WV DOT

## 2021 - 2024 Transportation Improvement Program

Roadways  
National Highway System

### Bardane - Charles Town Road (GO Bond 2/3)

(Funding in Thousands)

#### State Funding - West Virginia

Phase	Prior Funds	FY 2021 Funds	FY 2022 Funds	FY 2023 Funds	FY 2024 Funds	FY 2025 Funds	FY 2026 Funds	Future Funds	Total Four-Year Funding Request
ENG	\$0	\$0	\$0	\$0	\$0	\$0	\$0	\$0	\$0
ROW	\$0	\$0	\$0	\$0	\$0	\$0	\$0	\$0	\$0
CON	\$130	\$0	\$0	\$0	\$0	\$0	\$0	\$0	\$130
Transit	\$0	\$0	\$0	\$0	\$0	\$0	\$0	\$0	\$0
MPO	\$0	\$0	\$0	\$0	\$0	\$0	\$0	\$0	\$0
<b>Subtotal</b>	<b>\$130</b>	<b>\$0</b>	<b>\$0</b>	<b>\$0</b>	<b>\$0</b>	<b>\$0</b>	<b>\$0</b>	<b>\$0</b>	<b>\$130</b>
<b>Total</b>	<b>\$130</b>	<b>\$0</b>	<b>\$0</b>	<b>\$0</b>	<b>\$0</b>	<b>\$0</b>	<b>\$0</b>	<b>\$0</b>	<b>\$130</b>



WV DOT

## 2021 - 2024 Transportation Improvement Program

Roadways

### W Washington Street

**MPO ID** J2021-05  
**Resp. Agency** WV DOT  
**Project Category** Roadways  
**State** West Virginia  
**CIP or CTP ID(s)** TAP2019219DTC

**Project Category** TIP  
**Functional Class** Community Development  
**County** Jefferson County  
**Est. Total Cost** \$125  
**Prior Years Cost** \$125  
**Future Years Cost** \$0

**Description:**  
Design sidewalk

**Limits:**  
0.71 mi at 0 MP

**LRTP Relationship:**  
Bicycle and Pedestrian Element





**2021 - 2024 Transportation Improvement Program****W Washington Street**

(Funding in Thousands)

**Transportation Alternatives Program**

Phase	Prior Funds	FY 2021 Funds	FY 2022 Funds	FY 2023 Funds	FY 2024 Funds	FY 2025 Funds	FY 2026 Funds	Future Funds	Total Four-Year Funding Request
ENG	\$125	\$0	\$0	\$0	\$0	\$0	\$0	\$0	\$125
ROW	\$0	\$0	\$0	\$0	\$0	\$0	\$0	\$0	\$0
CON	\$0	\$0	\$0	\$0	\$0	\$0	\$0	\$0	\$0
Transit	\$0	\$0	\$0	\$0	\$0	\$0	\$0	\$0	\$0
MPO	\$0	\$0	\$0	\$0	\$0	\$0	\$0	\$0	\$0
<b>Subtotal</b>	<b>\$125</b>	<b>\$0</b>	<b>\$0</b>	<b>\$0</b>	<b>\$0</b>	<b>\$0</b>	<b>\$0</b>	<b>\$0</b>	<b>\$125</b>
<b>Total</b>	<b>\$125</b>	<b>\$0</b>	<b>\$0</b>	<b>\$0</b>	<b>\$0</b>	<b>\$0</b>	<b>\$0</b>	<b>\$0</b>	<b>\$125</b>



WV DOT

## 2021 - 2024 Transportation Improvement Program

Roadways

### VA State Line - Mountain Mission

**MPO ID** J2021-06  
**Resp. Agency** WV DOT  
**Project Category** Roadways  
**State** West Virginia  
**CIP or CTP ID(s)** STP0115083D

**Project Category** TIP  
**Functional Class** Resurfacing  
**County** Jefferson County  
**Est. Total Cost** \$525  
**Prior Years Cost** \$0  
**Future Years Cost** \$0

**Description:**  
Resurfacing

**Limits:**

WV-115 for 2.45 miles from 0 (BMP)

**LRTP Relationship:**

System Preservation





## 2021 - 2024 Transportation Improvement Program

### VA State Line - Mountain Mission

(Funding in Thousands)

#### State Funding - West Virginia

Phase	Prior Funds	FY 2021 Funds	FY 2022 Funds	FY 2023 Funds	FY 2024 Funds	FY 2025 Funds	FY 2026 Funds	Future Funds	Total Four-Year Funding Request
ENG	\$0	\$0	\$0	\$0	\$0	\$0	\$0	\$0	\$0
ROW	\$0	\$0	\$0	\$0	\$0	\$0	\$0	\$0	\$0
CON	\$0	\$0	\$0	\$0	\$105	\$0	\$0	\$0	\$105
Transit	\$0	\$0	\$0	\$0	\$0	\$0	\$0	\$0	\$0
MPO	\$0	\$0	\$0	\$0	\$0	\$0	\$0	\$0	\$0
<b>Subtotal</b>	<b>\$0</b>	<b>\$0</b>	<b>\$0</b>	<b>\$0</b>	<b>\$105</b>	<b>\$0</b>	<b>\$0</b>	<b>\$0</b>	<b>\$105</b>

#### Surface Transportation Program

Phase	Prior Funds	FY 2021 Funds	FY 2022 Funds	FY 2023 Funds	FY 2024 Funds	FY 2025 Funds	FY 2026 Funds	Future Funds	Total Four-Year Funding Request
ENG	\$0	\$0	\$0	\$0	\$0	\$0	\$0	\$0	\$0
ROW	\$0	\$0	\$0	\$0	\$0	\$0	\$0	\$0	\$0
CON	\$0	\$0	\$0	\$0	\$420	\$0	\$0	\$0	\$420
Transit	\$0	\$0	\$0	\$0	\$0	\$0	\$0	\$0	\$0
MPO	\$0	\$0	\$0	\$0	\$0	\$0	\$0	\$0	\$0
<b>Subtotal</b>	<b>\$0</b>	<b>\$0</b>	<b>\$0</b>	<b>\$0</b>	<b>\$420</b>	<b>\$0</b>	<b>\$0</b>	<b>\$0</b>	<b>\$420</b>
<b>Total</b>	<b>\$0</b>	<b>\$0</b>	<b>\$0</b>	<b>\$0</b>	<b>\$525</b>	<b>\$0</b>	<b>\$0</b>	<b>\$0</b>	<b>\$525</b>



WV DOT

## 2021 - 2024 Transportation Improvement Program

Roadways

### Shepherdstown +2

**MPO ID** J2021-07  
**Resp. Agency** WV DOT  
**Project Category** Roadways  
**State** West Virginia  
**CIP or CTP ID(s)** STP0230002D

**Project Category** TIP  
**Functional Class** Resurfacing  
**County** Jefferson County  
**Est. Total Cost** \$485  
**Prior Years Cost** \$0  
**Future Years Cost** \$0

**Description:**  
Resurfacing

**Limits:**

WV-230 for 1.2 miles from 8.8 (BMP).

**LRTP Relationship:**

System Preservation





## 2021 - 2024 Transportation Improvement Program

## Shepherdstown +2

(Funding in Thousands)

## State Funding - West Virginia

Phase	Prior Funds	FY 2021 Funds	FY 2022 Funds	FY 2023 Funds	FY 2024 Funds	FY 2025 Funds	FY 2026 Funds	Future Funds	Total Four-Year Funding Request
ENG	\$0	\$0	\$0	\$0	\$0	\$0	\$0	\$0	\$0
ROW	\$0	\$0	\$0	\$0	\$0	\$0	\$0	\$0	\$0
CON	\$0	\$0	\$0	\$97	\$0	\$0	\$0	\$0	\$97
Transit	\$0	\$0	\$0	\$0	\$0	\$0	\$0	\$0	\$0
MPO	\$0	\$0	\$0	\$0	\$0	\$0	\$0	\$0	\$0
<b>Subtotal</b>	<b>\$0</b>	<b>\$0</b>	<b>\$0</b>	<b>\$97</b>	<b>\$0</b>	<b>\$0</b>	<b>\$0</b>	<b>\$0</b>	<b>\$97</b>

## Surface Transportation Program

Phase	Prior Funds	FY 2021 Funds	FY 2022 Funds	FY 2023 Funds	FY 2024 Funds	FY 2025 Funds	FY 2026 Funds	Future Funds	Total Four-Year Funding Request
ENG	\$0	\$0	\$0	\$0	\$0	\$0	\$0	\$0	\$0
ROW	\$0	\$0	\$0	\$0	\$0	\$0	\$0	\$0	\$0
CON	\$0	\$0	\$0	\$388	\$0	\$0	\$0	\$0	\$388
Transit	\$0	\$0	\$0	\$0	\$0	\$0	\$0	\$0	\$0
MPO	\$0	\$0	\$0	\$0	\$0	\$0	\$0	\$0	\$0
<b>Subtotal</b>	<b>\$0</b>	<b>\$0</b>	<b>\$0</b>	<b>\$388</b>	<b>\$0</b>	<b>\$0</b>	<b>\$0</b>	<b>\$0</b>	<b>\$388</b>
<b>Total</b>	<b>\$0</b>	<b>\$0</b>	<b>\$0</b>	<b>\$485</b>	<b>\$0</b>	<b>\$0</b>	<b>\$0</b>	<b>\$0</b>	<b>\$485</b>



WV DOT

## 2021 - 2024 Transportation Improvement Program

Roadways

### Halltown- Harpers Ferry

**MPO ID** J2021-08  
**Resp. Agency** WV DOT  
**Project Category** Roadways  
**State** West Virginia  
**CIP or CTP ID(s)** NHPP0340070D

**Project Category** TIP  
**Functional Class** Resurfacing  
**County** Jefferson County  
**Est. Total Cost** \$1,100  
**Prior Years Cost** \$0  
**Future Years Cost** \$0

**Description:**  
Resurfacing

**Limits:**

US-340 for 2 miles from 11.9 (BMP).

**L RTP Relationship:**  
System Preservation





## 2021 - 2024 Transportation Improvement Program

### Halltown- Harpers Ferry

(Funding in Thousands)

#### State Funding - West Virginia

Phase	Prior Funds	FY 2021 Funds	FY 2022 Funds	FY 2023 Funds	FY 2024 Funds	FY 2025 Funds	FY 2026 Funds	Future Funds	Total Four-Year Funding Request
ENG	\$0	\$0	\$0	\$0	\$0	\$0	\$0	\$0	\$0
ROW	\$0	\$0	\$0	\$0	\$0	\$0	\$0	\$0	\$0
CON	\$0	\$0	\$0	\$0	\$220	\$0	\$0	\$0	\$220
Transit	\$0	\$0	\$0	\$0	\$0	\$0	\$0	\$0	\$0
MPO	\$0	\$0	\$0	\$0	\$0	\$0	\$0	\$0	\$0
<b>Subtotal</b>	<b>\$0</b>	<b>\$0</b>	<b>\$0</b>	<b>\$0</b>	<b>\$220</b>	<b>\$0</b>	<b>\$0</b>	<b>\$0</b>	<b>\$220</b>

#### Surface Transportation Program

Phase	Prior Funds	FY 2021 Funds	FY 2022 Funds	FY 2023 Funds	FY 2024 Funds	FY 2025 Funds	FY 2026 Funds	Future Funds	Total Four-Year Funding Request
ENG	\$0	\$0	\$0	\$0	\$0	\$0	\$0	\$0	\$0
ROW	\$0	\$0	\$0	\$0	\$0	\$0	\$0	\$0	\$0
CON	\$0	\$0	\$0	\$0	\$880	\$0	\$0	\$0	\$880
Transit	\$0	\$0	\$0	\$0	\$0	\$0	\$0	\$0	\$0
MPO	\$0	\$0	\$0	\$0	\$0	\$0	\$0	\$0	\$0
<b>Subtotal</b>	<b>\$0</b>	<b>\$0</b>	<b>\$0</b>	<b>\$0</b>	<b>\$880</b>	<b>\$0</b>	<b>\$0</b>	<b>\$0</b>	<b>\$880</b>
<b>Total</b>	<b>\$0</b>	<b>\$0</b>	<b>\$0</b>	<b>\$0</b>	<b>\$1100</b>	<b>\$0</b>	<b>\$0</b>	<b>\$0</b>	<b>\$1,100</b>

**US 340 Left Turn Lane**

**MPO ID** J2021-09  
**Resp. Agency** WV DOT  
**Project Category** Roadways  
**State** West Virginia  
**CIP or CTP ID(s)** NHPP0340073D

**Project Category** TIP  
**Functional Class** Traffic  
**County** Jefferson County  
**Est. Total Cost** \$1,300  
**Prior Years Cost** \$0  
**Future Years Cost** \$0

**Description:**

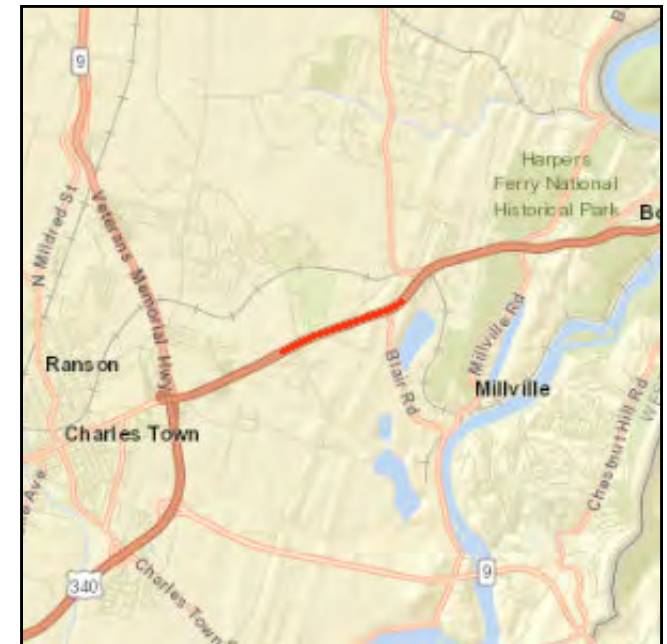
Extend existing left turn lanes

**Limits:**

US-340 for 1.32 miles from 10.21 (BMP)

**LRTP Relationship:**

Congestion Management







## 2021 - 2024 Transportation Improvement Program

## US 340 Left Turn Lane

(Funding in Thousands)

## National Highway Performance Program

Phase	Prior Funds	FY 2021 Funds	FY 2022 Funds	FY 2023 Funds	FY 2024 Funds	FY 2025 Funds	FY 2026 Funds	Future Funds	Total Four-Year Funding Request
ENG	\$0	\$0	\$0	\$0	\$0	\$0	\$0	\$0	\$0
ROW	\$0	\$0	\$0	\$0	\$0	\$0	\$0	\$0	\$0
CON	\$0	\$1040	\$0	\$0	\$0	\$0	\$0	\$0	\$1,040
Transit	\$0	\$0	\$0	\$0	\$0	\$0	\$0	\$0	\$0
MPO	\$0	\$0	\$0	\$0	\$0	\$0	\$0	\$0	\$0
<b>Subtotal</b>	<b>\$0</b>	<b>\$1040</b>	<b>\$0</b>	<b>\$0</b>	<b>\$0</b>	<b>\$0</b>	<b>\$0</b>	<b>\$0</b>	<b>\$1,040</b>

## State Funding - West Virginia

Phase	Prior Funds	FY 2021 Funds	FY 2022 Funds	FY 2023 Funds	FY 2024 Funds	FY 2025 Funds	FY 2026 Funds	Future Funds	Total Four-Year Funding Request
ENG	\$0	\$0	\$0	\$0	\$0	\$0	\$0	\$0	\$0
ROW	\$0	\$0	\$0	\$0	\$0	\$0	\$0	\$0	\$0
CON	\$0	\$260	\$0	\$0	\$0	\$0	\$0	\$0	\$260
Transit	\$0	\$0	\$0	\$0	\$0	\$0	\$0	\$0	\$0
MPO	\$0	\$0	\$0	\$0	\$0	\$0	\$0	\$0	\$0
<b>Subtotal</b>	<b>\$0</b>	<b>\$260</b>	<b>\$0</b>	<b>\$0</b>	<b>\$0</b>	<b>\$0</b>	<b>\$0</b>	<b>\$0</b>	<b>\$260</b>
<b>Total</b>	<b>\$0</b>	<b>\$1300</b>	<b>\$0</b>	<b>\$0</b>	<b>\$0</b>	<b>\$0</b>	<b>\$0</b>	<b>\$0</b>	<b>\$1,300</b>

**Bolivar - Harpers Ferry +2**

**MPO ID** J2021-10  
**Resp. Agency** WV DOT  
**Project Category** Roadways  
**State** West Virginia  
**CIP or CTP ID(s)** NHPP0340071D

**Project Category** TIP  
**Functional Class** Community Development  
**County** Jefferson County  
**Est. Total Cost** \$1,313  
**Prior Years Cost** \$0  
**Future Years Cost** \$0

**Description:**

Design/build ADA ramps

**Limits:**

US-340 Alt for 1.15 miles from 0.39 (BMP).

**L RTP Relationship:**

Safety





## 2021 - 2024 Transportation Improvement Program

## Bolivar - Harpers Ferry +2

(Funding in Thousands)

## National Highway Performance Program

Phase	Prior Funds	FY 2021 Funds	FY 2022 Funds	FY 2023 Funds	FY 2024 Funds	FY 2025 Funds	FY 2026 Funds	Future Funds	Total Four-Year Funding Request
ENG	\$0	\$0	\$0	\$0	\$0	\$0	\$0	\$0	\$0
ROW	\$0	\$0	\$0	\$0	\$0	\$0	\$0	\$0	\$0
CON	\$0	\$0	\$1051	\$0	\$0	\$0	\$0	\$0	\$1,051
Transit	\$0	\$0	\$0	\$0	\$0	\$0	\$0	\$0	\$0
MPO	\$0	\$0	\$0	\$0	\$0	\$0	\$0	\$0	\$0
<b>Subtotal</b>	<b>\$0</b>	<b>\$0</b>	<b>\$1051</b>	<b>\$0</b>	<b>\$0</b>	<b>\$0</b>	<b>\$0</b>	<b>\$0</b>	<b>\$1,051</b>

## State Funding - West Virginia

Phase	Prior Funds	FY 2021 Funds	FY 2022 Funds	FY 2023 Funds	FY 2024 Funds	FY 2025 Funds	FY 2026 Funds	Future Funds	Total Four-Year Funding Request
ENG	\$0	\$0	\$0	\$0	\$0	\$0	\$0	\$0	\$0
ROW	\$0	\$0	\$0	\$0	\$0	\$0	\$0	\$0	\$0
CON	\$0	\$0	\$262	\$0	\$0	\$0	\$0	\$0	\$262
Transit	\$0	\$0	\$0	\$0	\$0	\$0	\$0	\$0	\$0
MPO	\$0	\$0	\$0	\$0	\$0	\$0	\$0	\$0	\$0
<b>Subtotal</b>	<b>\$0</b>	<b>\$0</b>	<b>\$262</b>	<b>\$0</b>	<b>\$0</b>	<b>\$0</b>	<b>\$0</b>	<b>\$0</b>	<b>\$262</b>
<b>Total</b>	<b>\$0</b>	<b>\$0</b>	<b>\$1313</b>	<b>\$0</b>	<b>\$0</b>	<b>\$0</b>	<b>\$0</b>	<b>\$0</b>	<b>\$1,313</b>

**Shepherdstown ADA Ramps +2**

**MPO ID** J2021-11  
**Resp. Agency** WV DOT  
**Project Category** Roadways  
**State** West Virginia  
**CIP or CTP ID(s)** STP4801003D

**Project Category** TIP  
**Functional Class** Community Development  
**County** Jefferson County  
**Est. Total Cost** \$413  
**Prior Years Cost** \$0  
**Future Years Cost** \$0

**Description:**

Design/build ADA ramps

**Limits:**

Washington St, Church St, Mildred St

**LRTP Relationship:**

Safety





## 2021 - 2024 Transportation Improvement Program

## Shepherdstown ADA Ramps +2

(Funding in Thousands)

## State Funding - West Virginia

Phase	Prior Funds	FY 2021 Funds	FY 2022 Funds	FY 2023 Funds	FY 2024 Funds	FY 2025 Funds	FY 2026 Funds	Future Funds	Total Four-Year Funding Request
ENG	\$0	\$0	\$0	\$0	\$0	\$0	\$0	\$0	\$0
ROW	\$0	\$0	\$0	\$0	\$0	\$0	\$0	\$0	\$0
CON	\$0	\$82	\$0	\$0	\$0	\$0	\$0	\$0	\$82
Transit	\$0	\$0	\$0	\$0	\$0	\$0	\$0	\$0	\$0
MPO	\$0	\$0	\$0	\$0	\$0	\$0	\$0	\$0	\$0
<b>Subtotal</b>	<b>\$0</b>	<b>\$82</b>	<b>\$0</b>	<b>\$0</b>	<b>\$0</b>	<b>\$0</b>	<b>\$0</b>	<b>\$0</b>	<b>\$82</b>

## Surface Transportation Program

Phase	Prior Funds	FY 2021 Funds	FY 2022 Funds	FY 2023 Funds	FY 2024 Funds	FY 2025 Funds	FY 2026 Funds	Future Funds	Total Four-Year Funding Request
ENG	\$0	\$0	\$0	\$0	\$0	\$0	\$0	\$0	\$0
ROW	\$0	\$0	\$0	\$0	\$0	\$0	\$0	\$0	\$0
CON	\$0	\$331	\$0	\$0	\$0	\$0	\$0	\$0	\$331
Transit	\$0	\$0	\$0	\$0	\$0	\$0	\$0	\$0	\$0
MPO	\$0	\$0	\$0	\$0	\$0	\$0	\$0	\$0	\$0
<b>Subtotal</b>	<b>\$0</b>	<b>\$331</b>	<b>\$0</b>	<b>\$0</b>	<b>\$0</b>	<b>\$0</b>	<b>\$0</b>	<b>\$0</b>	<b>\$331</b>
<b>Total</b>	<b>\$0</b>	<b>\$413</b>	<b>\$0</b>	<b>\$0</b>	<b>\$0</b>	<b>\$0</b>	<b>\$0</b>	<b>\$0</b>	<b>\$413</b>



MD DOT

## 2021 - 2024 Transportation Improvement Program

Roadways

### I-70 Interchange Improvements at MD 65

**MPO ID** W2014-01  
**Resp. Agency** MD DOT  
**Project Category** Roadways  
**State** Maryland  
**CIP or CTP ID(s)** n/a

**Project Category** TIP  
**Functional Class**  
**County** Washington County  
**Est. Total Cost** \$1,742  
**Prior Years Cost** \$1,742  
**Future Years Cost** \$0

**Description:**

Study of potential I-70 interchange improvements at MD 65

**Limits:**

I-70 @ Exit 29

**LRTP Relationship:**

Unfunded Project





MD DOT

## 2021 - 2024 Transportation Improvement Program

Roadways

### I-70 Interchange Improvements at MD 65

(Funding in Thousands)

#### State Funding - Maryland State Highway Administration

Phase	Prior Funds	FY 2021 Funds	FY 2022 Funds	FY 2023 Funds	FY 2024 Funds	FY 2025 Funds	FY 2026 Funds	Future Funds	Total Four-Year Funding Request
ENG	\$1742	\$0	\$0	\$0	\$0	\$0	\$0	\$0	\$1,742
ROW	\$0	\$0	\$0	\$0	\$0	\$0	\$0	\$0	\$0
CON	\$0	\$0	\$0	\$0	\$0	\$0	\$0	\$0	\$0
Transit	\$0	\$0	\$0	\$0	\$0	\$0	\$0	\$0	\$0
MPO	\$0	\$0	\$0	\$0	\$0	\$0	\$0	\$0	\$0
<b>Subtotal</b>	<b>\$1742</b>	<b>\$0</b>	<b>\$0</b>	<b>\$0</b>	<b>\$0</b>	<b>\$0</b>	<b>\$0</b>	<b>\$0</b>	<b>\$1,742</b>
<b>Total</b>	<b>\$1742</b>	<b>\$0</b>	<b>\$0</b>	<b>\$0</b>	<b>\$0</b>	<b>\$0</b>	<b>\$0</b>	<b>\$0</b>	<b>\$1,742</b>



MD DOT

## 2021 - 2024 Transportation Improvement Program

Roadways

### I-81 Phase I Reconstruction

<b>MPO ID</b>	W2014-09	<b>Project Category</b>	TIP
<b>Resp. Agency</b>	MD DOT	<b>Functional Class</b>	NA
<b>Project Category</b>	Roadways	<b>County</b>	Washington County
<b>State</b>	Maryland	<b>Est. Total Cost</b>	\$65,230
<b>CIP or CTP ID(s)</b>	n/a	<b>Prior Years Cost</b>	\$60,230
		<b>Future Years Cost</b>	\$0

#### Description:

Widen to 6 lanes and reconstruct 1.1 miles of I-81 between Potomac River/WV and MD Exit 1, including widening and rehabilitating the dual I-81 Potomac River bridges

#### Limits:

I-81 from WV to MD Exit 1

#### LRTP Relationship:

Fiscally Constrained Project







## 2021 - 2024 Transportation Improvement Program

### I-81 Phase I Reconstruction

(Funding in Thousands)

#### State Funding - Maryland State Highway Administration

Phase	Prior Funds	FY 2021 Funds	FY 2022 Funds	FY 2023 Funds	FY 2024 Funds	FY 2025 Funds	FY 2026 Funds	Future Funds	Total Four-Year Funding Request
ENG	\$2102	\$0	\$0	\$0	\$0	\$0	\$0	\$0	\$2,102
ROW	\$0	\$0	\$0	\$0	\$0	\$0	\$0	\$0	\$0
CON	\$13074	\$1260	\$0	\$0	\$0	\$0	\$0	\$0	\$14,334
Transit	\$0	\$0	\$0	\$0	\$0	\$0	\$0	\$0	\$0
MPO	\$0	\$0	\$0	\$0	\$0	\$0	\$0	\$0	\$0
<b>Subtotal</b>	<b>\$15176</b>	<b>\$1260</b>	<b>\$0</b>	<b>\$0</b>	<b>\$0</b>	<b>\$0</b>	<b>\$0</b>	<b>\$0</b>	<b>\$16,436</b>

#### National Highway Performance Program

Phase	Prior Funds	FY 2021 Funds	FY 2022 Funds	FY 2023 Funds	FY 2024 Funds	FY 2025 Funds	FY 2026 Funds	Future Funds	Total Four-Year Funding Request
ENG	\$0	\$0	\$0	\$0	\$0	\$0	\$0	\$0	\$0
ROW	\$0	\$0	\$0	\$0	\$0	\$0	\$0	\$0	\$0
CON	\$45054	\$3740	\$0	\$0	\$0	\$0	\$0	\$0	\$48,794
Transit	\$0	\$0	\$0	\$0	\$0	\$0	\$0	\$0	\$0
MPO	\$0	\$0	\$0	\$0	\$0	\$0	\$0	\$0	\$0
<b>Subtotal</b>	<b>\$45054</b>	<b>\$3740</b>	<b>\$0</b>	<b>\$0</b>	<b>\$0</b>	<b>\$0</b>	<b>\$0</b>	<b>\$0</b>	<b>\$48,794</b>
<b>Total</b>	<b>\$60230</b>	<b>\$5000</b>	<b>\$0</b>	<b>\$0</b>	<b>\$0</b>	<b>\$0</b>	<b>\$0</b>	<b>\$0</b>	<b>\$65,230</b>



## Eastern Blvd Widening Ph II

**MPO ID** W2017-08  
**Resp. Agency** Washington County  
**Project Category** Roadways  
**State** Maryland  
**CIP or CTP ID(s)** n/a

**Project Category** TIP  
**Functional Class** NA  
**County** Washington County  
**Est. Total Cost** \$5,671  
**Prior Years Cost** \$2,690  
**Future Years Cost** \$0

**Description:**

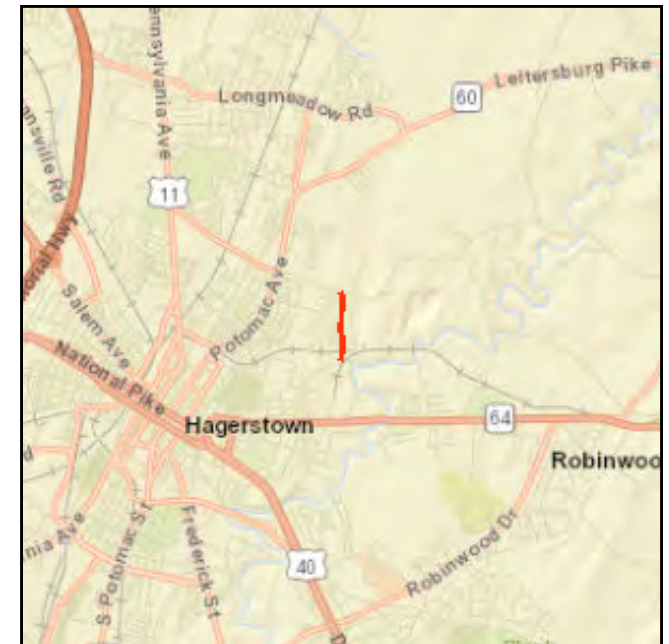
Widen existing road to 4 lanes

**Limits:**

From Security Road to Antietam Drive

**LRTP Relationship:**

Congestion Management





## 2021 - 2024 Transportation Improvement Program

## Eastern Blvd Widening Ph II

(Funding in Thousands)

## Earmark Funding

Phase	Prior Funds	FY 2021 Funds	FY 2022 Funds	FY 2023 Funds	FY 2024 Funds	FY 2025 Funds	FY 2026 Funds	Future Funds	Total Four-Year Funding Request
ENG	\$355	\$0	\$0	\$0	\$0	\$0	\$0	\$0	\$355
ROW	\$0	\$0	\$0	\$0	\$0	\$0	\$0	\$0	\$0
CON	\$0	\$0	\$0	\$0	\$0	\$0	\$0	\$0	\$0
Transit	\$0	\$0	\$0	\$0	\$0	\$0	\$0	\$0	\$0
MPO	\$0	\$0	\$0	\$0	\$0	\$0	\$0	\$0	\$0
<b>Subtotal</b>	<b>\$355</b>	<b>\$0</b>	<b>\$0</b>	<b>\$0</b>	<b>\$0</b>	<b>\$0</b>	<b>\$0</b>	<b>\$0</b>	<b>\$355</b>

## Local Funding - Washington County

Phase	Prior Funds	FY 2021 Funds	FY 2022 Funds	FY 2023 Funds	FY 2024 Funds	FY 2025 Funds	FY 2026 Funds	Future Funds	Total Four-Year Funding Request
ENG	\$480	\$0	\$0	\$0	\$0	\$0	\$0	\$0	\$480
ROW	\$0	\$0	\$0	\$0	\$0	\$0	\$0	\$0	\$0
CON	\$1855	\$2081	\$500	\$400	\$0	\$0	\$0	\$0	\$4,836
Transit	\$0	\$0	\$0	\$0	\$0	\$0	\$0	\$0	\$0
MPO	\$0	\$0	\$0	\$0	\$0	\$0	\$0	\$0	\$0
<b>Subtotal</b>	<b>\$2335</b>	<b>\$2081</b>	<b>\$500</b>	<b>\$400</b>	<b>\$0</b>	<b>\$0</b>	<b>\$0</b>	<b>\$0</b>	<b>\$5,316</b>
<b>Total</b>	<b>\$2690</b>	<b>\$2081</b>	<b>\$500</b>	<b>\$400</b>	<b>\$0</b>	<b>\$0</b>	<b>\$0</b>	<b>\$0</b>	<b>\$5,671</b>



MD DOT

## 2021 - 2024 Transportation Improvement Program

Roadways

### I-81 Ph 2 & 3 Hwy Reconstruction

<b>MPO ID</b>	W2017-10	<b>Project Category</b>	TIP
<b>Resp. Agency</b>	MD DOT	<b>Functional Class</b>	NA
<b>Project Category</b>	Roadways	<b>County</b>	Washington County
<b>State</b>	Maryland	<b>Est. Total Cost</b>	\$8,530
<b>CIP or CTP ID(s)</b>	n/a	<b>Prior Years Cost</b>	\$7,491
		<b>Future Years Cost</b>	\$0

#### Description:

Widening to six lanes and reconstructing 6.0 miles of I-81 from north of MD 63/MD 68 (Lappans Road) to US 40 (National Pike).

#### Limits:

North of MD 63/MD 68 (Lappans Road) to US 40 (National Pike), Halfway/Hagerstown

#### LRTP Relationship:

Unfunded Priority





## 2021 - 2024 Transportation Improvement Program

### I-81 Ph 2 & 3 Hwy Reconstruction

(Funding in Thousands)

#### National Highway Performance Program

Phase	Prior Funds	FY 2021 Funds	FY 2022 Funds	FY 2023 Funds	FY 2024 Funds	FY 2025 Funds	FY 2026 Funds	Future Funds	Total Four-Year Funding Request
ENG	\$3056	\$612	\$102	\$0	\$0	\$0	\$0	\$0	\$3,770
ROW	\$0	\$0	\$0	\$0	\$0	\$0	\$0	\$0	\$0
CON	\$0	\$0	\$0	\$0	\$0	\$0	\$0	\$0	\$0
Transit	\$0	\$0	\$0	\$0	\$0	\$0	\$0	\$0	\$0
MPO	\$0	\$0	\$0	\$0	\$0	\$0	\$0	\$0	\$0
<b>Subtotal</b>	<b>\$3056</b>	<b>\$612</b>	<b>\$102</b>	<b>\$0</b>	<b>\$0</b>	<b>\$0</b>	<b>\$0</b>	<b>\$0</b>	<b>\$3,770</b>

#### State Funding - Maryland State Highway Administration

Phase	Prior Funds	FY 2021 Funds	FY 2022 Funds	FY 2023 Funds	FY 2024 Funds	FY 2025 Funds	FY 2026 Funds	Future Funds	Total Four-Year Funding Request
ENG	\$4435	\$279	\$46	\$0	\$0	\$0	\$0	\$0	\$4,760
ROW	\$0	\$0	\$0	\$0	\$0	\$0	\$0	\$0	\$0
CON	\$0	\$0	\$0	\$0	\$0	\$0	\$0	\$0	\$0
Transit	\$0	\$0	\$0	\$0	\$0	\$0	\$0	\$0	\$0
MPO	\$0	\$0	\$0	\$0	\$0	\$0	\$0	\$0	\$0
<b>Subtotal</b>	<b>\$4435</b>	<b>\$279</b>	<b>\$46</b>	<b>\$0</b>	<b>\$0</b>	<b>\$0</b>	<b>\$0</b>	<b>\$0</b>	<b>\$4,760</b>
<b>Total</b>	<b>\$7491</b>	<b>\$891</b>	<b>\$148</b>	<b>\$0</b>	<b>\$0</b>	<b>\$0</b>	<b>\$0</b>	<b>\$0</b>	<b>\$8,530</b>

**Halfway Boulevard Extended Ph 1 & Ph 2**

<b>MPO ID</b>	W2018-01	<b>Project Category</b>	TIP
<b>Resp. Agency</b>	Washington County	<b>Functional Class</b>	NA
<b>Project Category</b>	Roadways	<b>County</b>	Washington County
<b>State</b>	Maryland	<b>Est. Total Cost</b>	\$5,973
<b>CIP or CTP ID(s)</b>	n/a	<b>Prior Years Cost</b>	\$3,073
		<b>Future Years Cost</b>	\$0

**Description:**

Construct a new connector road and new connector road between existing Halfway Boulevard and MD 63 (Phase II of the project).

**Limits:**

Connecting existing Halfway Blvd at intersection with New Gate Road, west to MD 63 (Greencastle Pike)

**LRTP Relationship:**

Fiscally Constrained Project





## 2021 - 2024 Transportation Improvement Program

### Halfway Boulevard Extended Ph 1 & Ph 2

(Funding in Thousands)

#### Local Funding - Washington County

Phase	Prior Funds	FY 2021 Funds	FY 2022 Funds	FY 2023 Funds	FY 2024 Funds	FY 2025 Funds	FY 2026 Funds	Future Funds	Total Four-Year Funding Request
ENG	\$100	\$0	\$0	\$0	\$0	\$0	\$0	\$0	\$100
ROW	\$0	\$0	\$0	\$0	\$0	\$0	\$0	\$0	\$0
CON	\$1173	\$0	\$400	\$500	\$0	\$0	\$0	\$0	\$2,073
Transit	\$0	\$0	\$0	\$0	\$0	\$0	\$0	\$0	\$0
MPO	\$0	\$0	\$0	\$0	\$0	\$0	\$0	\$0	\$0
<b>Subtotal</b>	<b>\$1273</b>	<b>\$0</b>	<b>\$400</b>	<b>\$500</b>	<b>\$0</b>	<b>\$0</b>	<b>\$0</b>	<b>\$0</b>	<b>\$2,173</b>

#### Appalachian Regional Commission Grant

Phase	Prior Funds	FY 2021 Funds	FY 2022 Funds	FY 2023 Funds	FY 2024 Funds	FY 2025 Funds	FY 2026 Funds	Future Funds	Total Four-Year Funding Request
ENG	\$0	\$0	\$0	\$0	\$0	\$0	\$0	\$0	\$0
ROW	\$0	\$0	\$0	\$0	\$0	\$0	\$0	\$0	\$0
CON	\$1800	\$2000	\$0	\$0	\$0	\$0	\$0	\$0	\$3,800
Transit	\$0	\$0	\$0	\$0	\$0	\$0	\$0	\$0	\$0
MPO	\$0	\$0	\$0	\$0	\$0	\$0	\$0	\$0	\$0
<b>Subtotal</b>	<b>\$1800</b>	<b>\$2000</b>	<b>\$0</b>	<b>\$0</b>	<b>\$0</b>	<b>\$0</b>	<b>\$0</b>	<b>\$0</b>	<b>\$3,800</b>
<b>Total</b>	<b>\$3073</b>	<b>\$2000</b>	<b>\$400</b>	<b>\$500</b>	<b>\$0</b>	<b>\$0</b>	<b>\$0</b>	<b>\$0</b>	<b>\$5,973</b>

**Professional Boulevard Extended - Phase 2****MPO ID** W2018-02**Resp. Agency** Washington County**Project Category** Roadways**State** Maryland**CIP or CTP ID(s)** n/a**Description:**

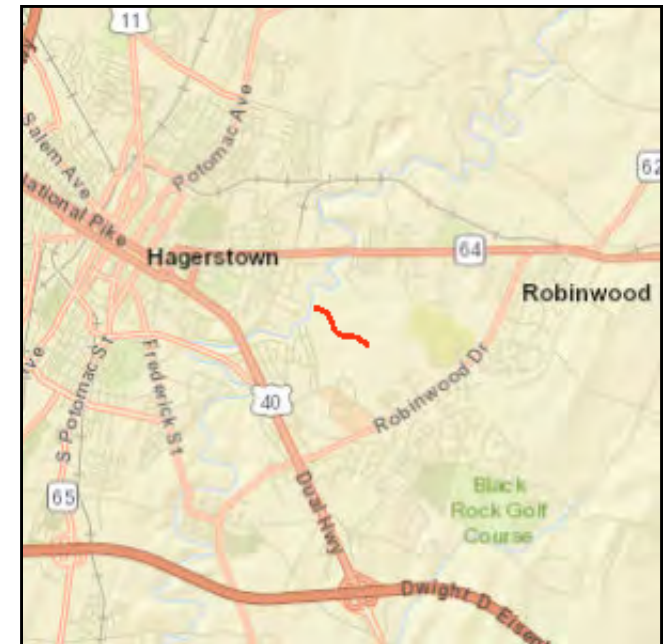
Construct new connector road

**Project Category** TIP**Functional Class****County** Washington County**Est. Total Cost** \$4,309**Prior Years Cost** \$414**Future Years Cost** \$0**Limits:**

Connecting existing Halfway Blvd at intersection with New Gate Road, west to MD 63

**LRTP Relationship:**

Fiscally Constrained Project







## Professional Boulevard Extended - Phase 2

(Funding in Thousands)

### Local Funding - Washington County

Phase	Prior Funds	FY 2021 Funds	FY 2022 Funds	FY 2023 Funds	FY 2024 Funds	FY 2025 Funds	FY 2026 Funds	Future Funds	Total Four-Year Funding Request
ENG	\$414	\$0	\$0	\$0	\$0	\$0	\$0	\$0	\$414
ROW	\$0	\$0	\$0	\$0	\$0	\$0	\$0	\$0	\$0
CON	\$0	\$2895	\$0	\$0	\$0	\$0	\$0	\$0	\$2,895
Transit	\$0	\$0	\$0	\$0	\$0	\$0	\$0	\$0	\$0
MPO	\$0	\$0	\$0	\$0	\$0	\$0	\$0	\$0	\$0
<b>Subtotal</b>	<b>\$414</b>	<b>\$2895</b>	<b>\$0</b>	<b>\$0</b>	<b>\$0</b>	<b>\$0</b>	<b>\$0</b>	<b>\$0</b>	<b>\$3,309</b>

### Appalachian Regional Commission Grant

Phase	Prior Funds	FY 2021 Funds	FY 2022 Funds	FY 2023 Funds	FY 2024 Funds	FY 2025 Funds	FY 2026 Funds	Future Funds	Total Four-Year Funding Request
ENG	\$0	\$0	\$0	\$0	\$0	\$0	\$0	\$0	\$0
ROW	\$0	\$0	\$0	\$0	\$0	\$0	\$0	\$0	\$0
CON	\$0	\$1000	\$0	\$0	\$0	\$0	\$0	\$0	\$1,000
Transit	\$0	\$0	\$0	\$0	\$0	\$0	\$0	\$0	\$0
MPO	\$0	\$0	\$0	\$0	\$0	\$0	\$0	\$0	\$0
<b>Subtotal</b>	<b>\$0</b>	<b>\$1000</b>	<b>\$0</b>	<b>\$0</b>	<b>\$0</b>	<b>\$0</b>	<b>\$0</b>	<b>\$0</b>	<b>\$1,000</b>
<b>Total</b>	<b>\$414</b>	<b>\$3895</b>	<b>\$0</b>	<b>\$0</b>	<b>\$0</b>	<b>\$0</b>	<b>\$0</b>	<b>\$0</b>	<b>\$4,309</b>



## Local Federal Aid Projects

<b>MPO ID</b>	W2019-07	<b>Project Category</b>	TIP
<b>Resp. Agency</b>	Washington County	<b>Functional Class</b>	NA
<b>Project Category</b>	Roadways	<b>County</b>	Washington County
<b>State</b>	Maryland	<b>Est. Total Cost</b>	\$12,122
<b>CIP or CTP ID(s)</b>	n/a	<b>Prior Years Cost</b>	\$7,704
		<b>Future Years Cost</b>	\$0

**Description:**

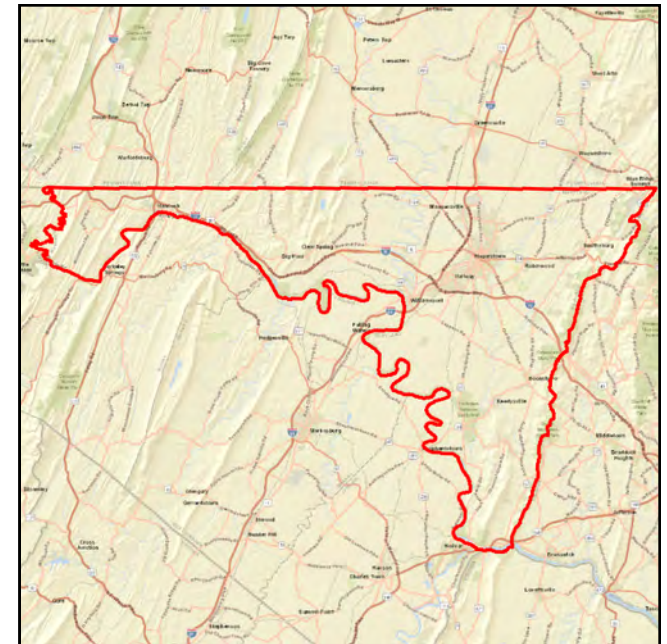
Local Federal Aid Projects in Washington County and the City of Hagerstown (see Section 3.5 of the TIP for more detail).

**Limits:**

Areawide

**LRTP Relationship:**

System Preservation





## 2021 - 2024 Transportation Improvement Program

### Local Federal Aid Projects

(Funding in Thousands)

#### Federal Aid

Phase	Prior Funds	FY 2021 Funds	FY 2022 Funds	FY 2023 Funds	FY 2024 Funds	FY 2025 Funds	FY 2026 Funds	Future Funds	Total Four-Year Funding Request
ENG	\$1132	\$0	\$0	\$0	\$0	\$0	\$0	\$0	\$1,132
ROW	\$0	\$0	\$0	\$0	\$0	\$0	\$0	\$0	\$0
CON	\$4713	\$1346	\$2189	\$0	\$0	\$0	\$0	\$0	\$8,248
Transit	\$0	\$0	\$0	\$0	\$0	\$0	\$0	\$0	\$0
MPO	\$0	\$0	\$0	\$0	\$0	\$0	\$0	\$0	\$0
<b>Subtotal</b>	<b>\$5845</b>	<b>\$1346</b>	<b>\$2189</b>	<b>\$0</b>	<b>\$0</b>	<b>\$0</b>	<b>\$0</b>	<b>\$0</b>	<b>\$9,380</b>

#### Local Funding - Washington County

Phase	Prior Funds	FY 2021 Funds	FY 2022 Funds	FY 2023 Funds	FY 2024 Funds	FY 2025 Funds	FY 2026 Funds	Future Funds	Total Four-Year Funding Request
ENG	\$609	\$0	\$0	\$0	\$0	\$0	\$0	\$0	\$609
ROW	\$0	\$0	\$0	\$0	\$0	\$0	\$0	\$0	\$0
CON	\$1250	\$336	\$547	\$0	\$0	\$0	\$0	\$0	\$2,133
Transit	\$0	\$0	\$0	\$0	\$0	\$0	\$0	\$0	\$0
MPO	\$0	\$0	\$0	\$0	\$0	\$0	\$0	\$0	\$0
<b>Subtotal</b>	<b>\$1859</b>	<b>\$336</b>	<b>\$547</b>	<b>\$0</b>	<b>\$0</b>	<b>\$0</b>	<b>\$0</b>	<b>\$0</b>	<b>\$2,742</b>
<b>Total</b>	<b>\$7704</b>	<b>\$1682</b>	<b>\$2736</b>	<b>\$0</b>	<b>\$0</b>	<b>\$0</b>	<b>\$0</b>	<b>\$0</b>	<b>\$12,122</b>



MD DOT

## 2021 - 2024 Transportation Improvement Program

Roadways

### I-70 MD 65 and CSX Bridges Rehabilitation

**MPO ID** W2019-09  
**Resp. Agency** MD DOT  
**Project Category** Roadways  
**State** Maryland  
**CIP or CTP ID(s)** n/a

**Project Category** TIP  
**Functional Class**  
**County** Washington County  
**Est. Total Cost** \$35,308  
**Prior Years Cost** \$8,870  
**Future Years Cost** \$0

**Description:**

Deck replacement and widening of I-70 dual bridges 21118 over MD 65 and I-70 dual bridges 21119 over the CSX Hagerstown Branch.

**Limits:**

Dual bridges 21118 and 21119

**L RTP Relationship:**

Fiscally Constrained Project





## 2021 - 2024 Transportation Improvement Program

### I-70 MD 65 and CSX Bridges Rehabilitation

(Funding in Thousands)

#### State Funding - Maryland State Highway Administration

Phase	Prior Funds	FY 2021 Funds	FY 2022 Funds	FY 2023 Funds	FY 2024 Funds	FY 2025 Funds	FY 2026 Funds	Future Funds	Total Four-Year Funding Request
ENG	\$2011	\$0	\$0	\$0	\$0	\$0	\$0	\$0	\$2,011
ROW	\$0	\$0	\$0	\$0	\$0	\$0	\$0	\$0	\$0
CON	\$1120	\$1960	\$2204	\$1656	\$718	\$0	\$0	\$0	\$7,658
Transit	\$0	\$0	\$0	\$0	\$0	\$0	\$0	\$0	\$0
MPO	\$0	\$0	\$0	\$0	\$0	\$0	\$0	\$0	\$0
<b>Subtotal</b>	<b>\$3131</b>	<b>\$1960</b>	<b>\$2204</b>	<b>\$1656</b>	<b>\$718</b>	<b>\$0</b>	<b>\$0</b>	<b>\$0</b>	<b>\$9,669</b>

#### National Highway Performance Program

Phase	Prior Funds	FY 2021 Funds	FY 2022 Funds	FY 2023 Funds	FY 2024 Funds	FY 2025 Funds	FY 2026 Funds	Future Funds	Total Four-Year Funding Request
ENG	\$0	\$0	\$0	\$0	\$0	\$0	\$0	\$0	\$0
ROW	\$0	\$0	\$0	\$0	\$0	\$0	\$0	\$0	\$0
CON	\$5739	\$5721	\$6584	\$5049	\$2546	\$0	\$0	\$0	\$25,639
Transit	\$0	\$0	\$0	\$0	\$0	\$0	\$0	\$0	\$0
MPO	\$0	\$0	\$0	\$0	\$0	\$0	\$0	\$0	\$0
<b>Subtotal</b>	<b>\$5739</b>	<b>\$5721</b>	<b>\$6584</b>	<b>\$5049</b>	<b>\$2546</b>	<b>\$0</b>	<b>\$0</b>	<b>\$0</b>	<b>\$25,639</b>
<b>Total</b>	<b>\$8870</b>	<b>\$7681</b>	<b>\$8788</b>	<b>\$6705</b>	<b>\$3264</b>	<b>\$0</b>	<b>\$0</b>	<b>\$0</b>	<b>\$35,308</b>



MD DOT

## 2021 - 2024 Transportation Improvement Program

Roadways

### MD 63/MD 68 Resurfacing and Sidewalk Improvements

**MPO ID** W2019-10  
**Resp. Agency** MD DOT  
**Project Category** Roadways  
**State** Maryland  
**CIP or CTP ID(s)** 151524FLAP010

**Project Category** TIP  
**Functional Class**  
**County**  
**Est. Total Cost** \$1,254  
**Prior Years Cost** \$168  
**Future Years Cost** \$0

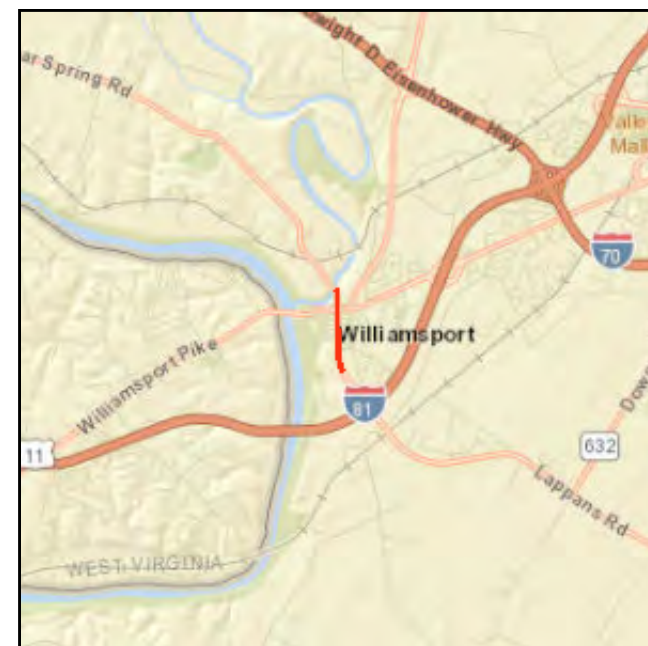
**Description:**

Milling and overlaying and sidewalk improvements

**Limits:**

**LRTP Relationship:**

Bicycle and Pedestrian Element





## 2021 - 2024 Transportation Improvement Program

### MD 63/MD 68 Resurfacing and Sidewalk Improvements

(Funding in Thousands)

#### Federal Lands Access Program

Phase	Prior Funds	FY 2021 Funds	FY 2022 Funds	FY 2023 Funds	FY 2024 Funds	FY 2025 Funds	FY 2026 Funds	Future Funds	Total Four-Year Funding Request
ENG	\$109	\$0	\$0	\$0	\$0	\$0	\$0	\$0	\$109
ROW	\$30	\$10	\$0	\$0	\$0	\$0	\$0	\$0	\$40
CON	\$0	\$547	\$278	\$0	\$0	\$0	\$0	\$0	\$825
Transit	\$0	\$0	\$0	\$0	\$0	\$0	\$0	\$0	\$0
MPO	\$0	\$0	\$0	\$0	\$0	\$0	\$0	\$0	\$0
<b>Subtotal</b>	<b>\$139</b>	<b>\$557</b>	<b>\$278</b>	<b>\$0</b>	<b>\$0</b>	<b>\$0</b>	<b>\$0</b>	<b>\$0</b>	<b>\$974</b>

#### Local Match

Phase	Prior Funds	FY 2021 Funds	FY 2022 Funds	FY 2023 Funds	FY 2024 Funds	FY 2025 Funds	FY 2026 Funds	Future Funds	Total Four-Year Funding Request
ENG	\$22	\$8	\$0	\$0	\$0	\$0	\$0	\$0	\$30
ROW	\$7	\$3	\$0	\$0	\$0	\$0	\$0	\$0	\$10
CON	\$0	\$139	\$71	\$0	\$0	\$0	\$0	\$0	\$210
Transit	\$0	\$0	\$0	\$0	\$0	\$0	\$0	\$0	\$0
MPO	\$0	\$0	\$0	\$0	\$0	\$0	\$0	\$0	\$0
<b>Subtotal</b>	<b>\$29</b>	<b>\$150</b>	<b>\$71</b>	<b>\$0</b>	<b>\$0</b>	<b>\$0</b>	<b>\$0</b>	<b>\$0</b>	<b>\$250</b>



## 2021 - 2024 Transportation Improvement Program

### MD 63/MD 68 Resurfacing and Sidewalk Improvements

(Funding in Thousands)

#### State Funding

Phase	Prior Funds	FY 2021 Funds	FY 2022 Funds	FY 2023 Funds	FY 2024 Funds	FY 2025 Funds	FY 2026 Funds	Future Funds	Total Four-Year Funding Request
ENG	\$0	\$30	\$0	\$0	\$0	\$0	\$0	\$0	\$30
ROW	\$0	\$0	\$0	\$0	\$0	\$0	\$0	\$0	\$0
CON	\$0	\$0	\$0	\$0	\$0	\$0	\$0	\$0	\$0
Transit	\$0	\$0	\$0	\$0	\$0	\$0	\$0	\$0	\$0
MPO	\$0	\$0	\$0	\$0	\$0	\$0	\$0	\$0	\$0
<b>Subtotal</b>	<b>\$0</b>	<b>\$30</b>	<b>\$0</b>	<b>\$0</b>	<b>\$0</b>	<b>\$0</b>	<b>\$0</b>	<b>\$0</b>	<b>\$30</b>
<b>Total</b>	<b>\$168</b>	<b>\$737</b>	<b>\$349</b>	<b>\$0</b>	<b>\$0</b>	<b>\$0</b>	<b>\$0</b>	<b>\$0</b>	<b>\$1,254</b>





MD DOT

## 2021 - 2024 Transportation Improvement Program

Roadways

### Areawide Environmental Projects

**MPO ID** W2021-01  
**Resp. Agency** MD DOT  
**Project Category** Roadways  
**State** Maryland  
**CIP or CTP ID(s)** n/a

**Project Category** TIP  
**Functional Class** NA  
**County** Washington County  
**Est. Total Cost** \$15,600  
**Prior Years Cost** \$0  
**Future Years Cost** \$0

**Description:**

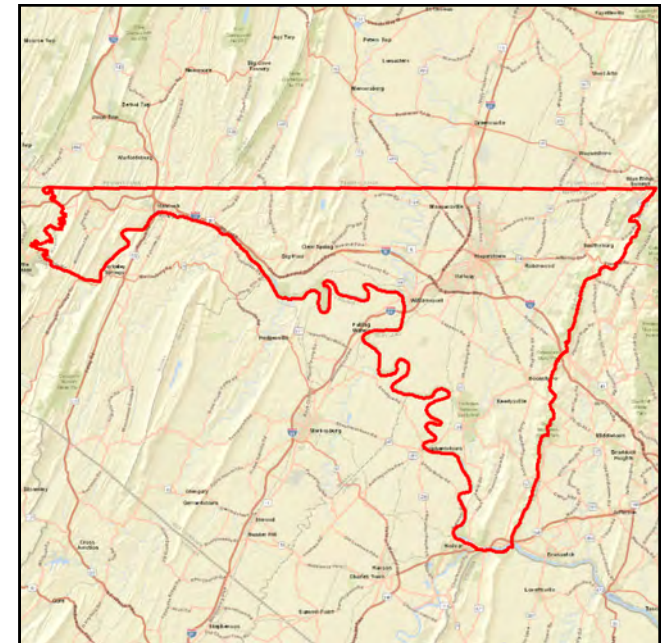
Program to provide environmental and aesthetic improvements on SHA highways.

**Limits:**

Areawide

**LRTP Relationship:**

System Preservation





## Areawide Environmental Projects

(Funding in Thousands)

### Federal - General

Phase	Prior Funds	FY 2021 Funds	FY 2022 Funds	FY 2023 Funds	FY 2024 Funds	FY 2025 Funds	FY 2026 Funds	Future Funds	Total Four-Year Funding Request
ENG	\$0	\$240	\$240	\$240	\$240	\$0	\$0	\$0	\$960
ROW	\$0	\$80	\$80	\$80	\$80	\$0	\$0	\$0	\$320
CON	\$0	\$3600	\$3600	\$2000	\$2000	\$0	\$0	\$0	\$11,200
Transit	\$0	\$0	\$0	\$0	\$0	\$0	\$0	\$0	\$0
MPO	\$0	\$0	\$0	\$0	\$0	\$0	\$0	\$0	\$0
<b>Subtotal</b>	<b>\$0</b>	<b>\$3920</b>	<b>\$3920</b>	<b>\$2320</b>	<b>\$2320</b>	<b>\$0</b>	<b>\$0</b>	<b>\$0</b>	<b>\$12,480</b>

### State Funding - Maryland State Highway Administration

Phase	Prior Funds	FY 2021 Funds	FY 2022 Funds	FY 2023 Funds	FY 2024 Funds	FY 2025 Funds	FY 2026 Funds	Future Funds	Total Four-Year Funding Request
ENG	\$0	\$60	\$60	\$60	\$60	\$0	\$0	\$0	\$240
ROW	\$0	\$20	\$20	\$20	\$20	\$0	\$0	\$0	\$80
CON	\$0	\$900	\$900	\$500	\$500	\$0	\$0	\$0	\$2,800
Transit	\$0	\$0	\$0	\$0	\$0	\$0	\$0	\$0	\$0
MPO	\$0	\$0	\$0	\$0	\$0	\$0	\$0	\$0	\$0
<b>Subtotal</b>	<b>\$0</b>	<b>\$980</b>	<b>\$980</b>	<b>\$580</b>	<b>\$580</b>	<b>\$0</b>	<b>\$0</b>	<b>\$0</b>	<b>\$3,120</b>
<b>Total</b>	<b>\$0</b>	<b>\$4900</b>	<b>\$4900</b>	<b>\$2900</b>	<b>\$2900</b>	<b>\$0</b>	<b>\$0</b>	<b>\$0</b>	<b>\$15,600</b>



MD DOT

## 2021 - 2024 Transportation Improvement Program

Roadways

### Areawide Safety & Spot Improvements

**MPO ID** W2021-02  
**Resp. Agency** MD DOT  
**Project Category** Roadways  
**State** Maryland  
**CIP or CTP ID(s)** n/a

**Project Category** TIP  
**Functional Class** NA  
**County** Washington County  
**Est. Total Cost** \$34,184  
**Prior Years Cost** \$0  
**Future Years Cost** \$0

**Description:**

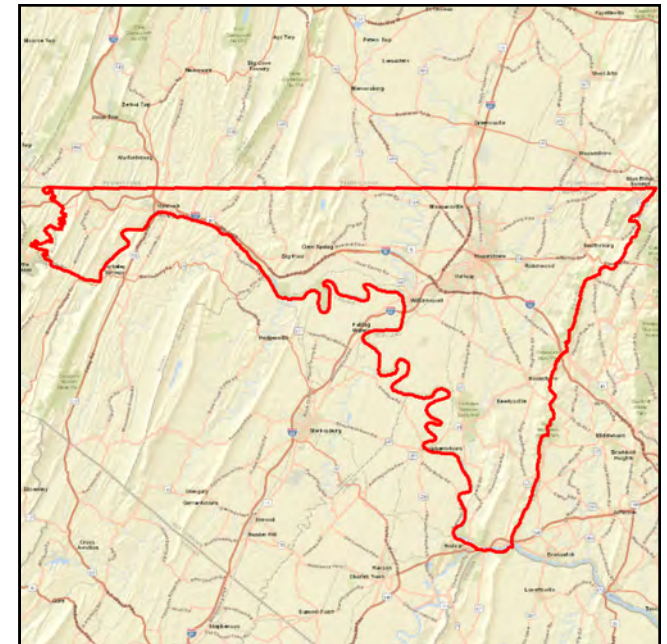
Program to provide localized improvements to address safety and/or operational issues on SHA highways.

**Limits:**

Areawide

**LRTP Relationship:**

System Preservation





## 2021 - 2024 Transportation Improvement Program

### Areawide Safety & Spot Improvements

(Funding in Thousands)

#### Federal - General

Phase	Prior Funds	FY 2021 Funds	FY 2022 Funds	FY 2023 Funds	FY 2024 Funds	FY 2025 Funds	FY 2026 Funds	Future Funds	Total Four-Year Funding Request
ENG	\$0	\$240	\$240	\$240	\$240	\$0	\$0	\$0	\$960
ROW	\$0	\$80	\$80	\$80	\$80	\$0	\$0	\$0	\$320
CON	\$0	\$8070	\$6000	\$6000	\$6000	\$0	\$0	\$0	\$26,070
Transit	\$0	\$0	\$0	\$0	\$0	\$0	\$0	\$0	\$0
MPO	\$0	\$0	\$0	\$0	\$0	\$0	\$0	\$0	\$0
<b>Subtotal</b>	<b>\$0</b>	<b>\$8390</b>	<b>\$6320</b>	<b>\$6320</b>	<b>\$6320</b>	<b>\$0</b>	<b>\$0</b>	<b>\$0</b>	<b>\$27,350</b>

#### State Funding - Maryland State Highway Administration

Phase	Prior Funds	FY 2021 Funds	FY 2022 Funds	FY 2023 Funds	FY 2024 Funds	FY 2025 Funds	FY 2026 Funds	Future Funds	Total Four-Year Funding Request
ENG	\$0	\$60	\$60	\$60	\$60	\$0	\$0	\$0	\$240
ROW	\$0	\$20	\$20	\$20	\$20	\$0	\$0	\$0	\$80
CON	\$0	\$2014	\$1500	\$1500	\$1500	\$0	\$0	\$0	\$6,514
Transit	\$0	\$0	\$0	\$0	\$0	\$0	\$0	\$0	\$0
MPO	\$0	\$0	\$0	\$0	\$0	\$0	\$0	\$0	\$0
<b>Subtotal</b>	<b>\$0</b>	<b>\$2094</b>	<b>\$1580</b>	<b>\$1580</b>	<b>\$1580</b>	<b>\$0</b>	<b>\$0</b>	<b>\$0</b>	<b>\$6,834</b>
<b>Total</b>	<b>\$0</b>	<b>\$10484</b>	<b>\$7900</b>	<b>\$7900</b>	<b>\$7900</b>	<b>\$0</b>	<b>\$0</b>	<b>\$0</b>	<b>\$34,184</b>



MD DOT

## 2021 - 2024 Transportation Improvement Program

Roadways

### Areawide Resurfacing & Rehabilitation

**MPO ID** W2021-03  
**Resp. Agency** MD DOT  
**Project Category** Roadways  
**State** Maryland  
**CIP or CTP ID(s)** n/a

**Project Category** TIP  
**Functional Class** NA  
**County** Washington County  
**Est. Total Cost** \$43,600  
**Prior Years Cost** \$0  
**Future Years Cost** \$0

**Description:**

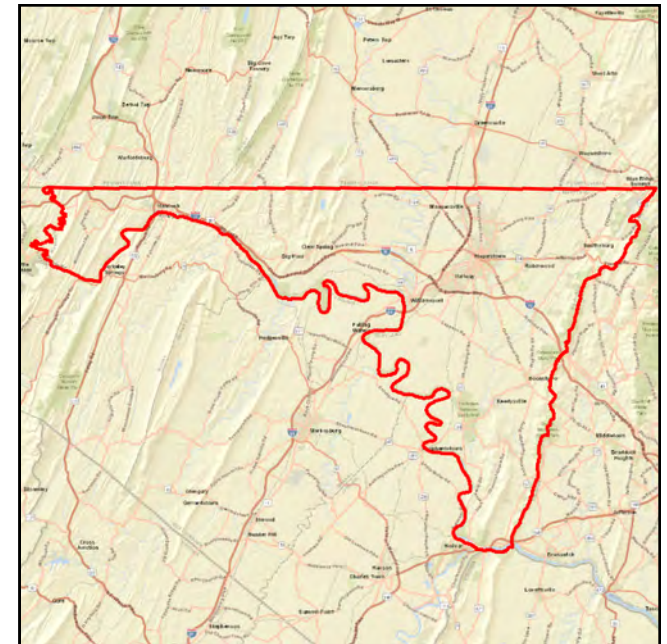
Program to provide periodic resurfacing and upgrading or auxiliary features on SHA highways.

**Limits:**

Areawide

**LRTP Relationship:**

System Preservation





## 2021 - 2024 Transportation Improvement Program

### Areawide Resurfacing & Rehabilitation

(Funding in Thousands)

#### Federal - General

Phase	Prior Funds	FY 2021 Funds	FY 2022 Funds	FY 2023 Funds	FY 2024 Funds	FY 2025 Funds	FY 2026 Funds	Future Funds	Total Four-Year Funding Request
ENG	\$0	\$240	\$240	\$240	\$240	\$0	\$0	\$0	\$960
ROW	\$0	\$80	\$80	\$80	\$80	\$0	\$0	\$0	\$320
CON	\$0	\$9600	\$9600	\$7200	\$7200	\$0	\$0	\$0	\$33,600
Transit	\$0	\$0	\$0	\$0	\$0	\$0	\$0	\$0	\$0
MPO	\$0	\$0	\$0	\$0	\$0	\$0	\$0	\$0	\$0
<b>Subtotal</b>	<b>\$0</b>	<b>\$9920</b>	<b>\$9920</b>	<b>\$7520</b>	<b>\$7520</b>	<b>\$0</b>	<b>\$0</b>	<b>\$0</b>	<b>\$34,880</b>

#### State Funding - Maryland State Highway Administration

Phase	Prior Funds	FY 2021 Funds	FY 2022 Funds	FY 2023 Funds	FY 2024 Funds	FY 2025 Funds	FY 2026 Funds	Future Funds	Total Four-Year Funding Request
ENG	\$0	\$60	\$60	\$60	\$60	\$0	\$0	\$0	\$240
ROW	\$0	\$20	\$20	\$20	\$20	\$0	\$0	\$0	\$80
CON	\$0	\$2400	\$2400	\$1800	\$1800	\$0	\$0	\$0	\$8,400
Transit	\$0	\$0	\$0	\$0	\$0	\$0	\$0	\$0	\$0
MPO	\$0	\$0	\$0	\$0	\$0	\$0	\$0	\$0	\$0
<b>Subtotal</b>	<b>\$0</b>	<b>\$2480</b>	<b>\$2480</b>	<b>\$1880</b>	<b>\$1880</b>	<b>\$0</b>	<b>\$0</b>	<b>\$0</b>	<b>\$8,720</b>
<b>Total</b>	<b>\$0</b>	<b>\$12400</b>	<b>\$12400</b>	<b>\$9400</b>	<b>\$9400</b>	<b>\$0</b>	<b>\$0</b>	<b>\$0</b>	<b>\$43,600</b>



MD DOT

## 2021 - 2024 Transportation Improvement Program

Roadways

### Areawide Bridge Replacement & Rehabilitation

**MPO ID** W2021-04  
**Resp. Agency** MD DOT  
**Project Category** Roadways  
**State** Maryland  
**CIP or CTP ID(s)** n/a

**Project Category** TIP  
**Functional Class** NA  
**County** Washington County  
**Est. Total Cost** \$29,000  
**Prior Years Cost** \$0  
**Future Years Cost** \$0

**Description:**

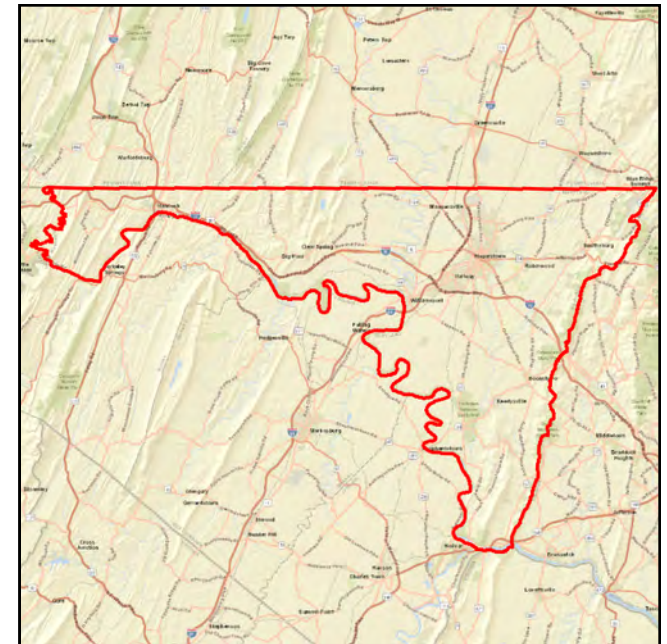
Program to provide major upgrades to and maintenance of structures on SHA highways.

**Limits:**

Areawide

**LRTP Relationship:**

System Preservation







## 2021 - 2024 Transportation Improvement Program

### Areawide Bridge Replacement & Rehabilitation

(Funding in Thousands)

#### Federal - General

Phase	Prior Funds	FY 2021 Funds	FY 2022 Funds	FY 2023 Funds	FY 2024 Funds	FY 2025 Funds	FY 2026 Funds	Future Funds	Total Four-Year Funding Request
ENG	\$0	\$840	\$840	\$840	\$840	\$0	\$0	\$0	\$3,360
ROW	\$0	\$160	\$160	\$160	\$160	\$0	\$0	\$0	\$640
CON	\$0	\$4800	\$4800	\$4800	\$4800	\$0	\$0	\$0	\$19,200
Transit	\$0	\$0	\$0	\$0	\$0	\$0	\$0	\$0	\$0
MPO	\$0	\$0	\$0	\$0	\$0	\$0	\$0	\$0	\$0
<b>Subtotal</b>	<b>\$0</b>	<b>\$5800</b>	<b>\$5800</b>	<b>\$5800</b>	<b>\$5800</b>	<b>\$0</b>	<b>\$0</b>	<b>\$0</b>	<b>\$23,200</b>

#### State Funding - Maryland State Highway Administration

Phase	Prior Funds	FY 2021 Funds	FY 2022 Funds	FY 2023 Funds	FY 2024 Funds	FY 2025 Funds	FY 2026 Funds	Future Funds	Total Four-Year Funding Request
ENG	\$0	\$210	\$210	\$210	\$210	\$0	\$0	\$0	\$840
ROW	\$0	\$40	\$40	\$40	\$40	\$0	\$0	\$0	\$160
CON	\$0	\$1200	\$1200	\$1200	\$1200	\$0	\$0	\$0	\$4,800
Transit	\$0	\$0	\$0	\$0	\$0	\$0	\$0	\$0	\$0
MPO	\$0	\$0	\$0	\$0	\$0	\$0	\$0	\$0	\$0
<b>Subtotal</b>	<b>\$0</b>	<b>\$1450</b>	<b>\$1450</b>	<b>\$1450</b>	<b>\$1450</b>	<b>\$0</b>	<b>\$0</b>	<b>\$0</b>	<b>\$5,800</b>
<b>Total</b>	<b>\$0</b>	<b>\$7250</b>	<b>\$7250</b>	<b>\$7250</b>	<b>\$7250</b>	<b>\$0</b>	<b>\$0</b>	<b>\$0</b>	<b>\$29,000</b>





MD DOT

## 2021 - 2024 Transportation Improvement Program

Roadways

### Areawide Urban Reconstruction

**MPO ID** W2021-05  
**Resp. Agency** MD DOT  
**Project Category** Roadways  
**State** Maryland  
**CIP or CTP ID(s)** n/a

**Project Category** TIP  
**Functional Class** NA  
**County** Washington County  
**Est. Total Cost** \$4,200  
**Prior Years Cost** \$0  
**Future Years Cost** \$0

**Description:**

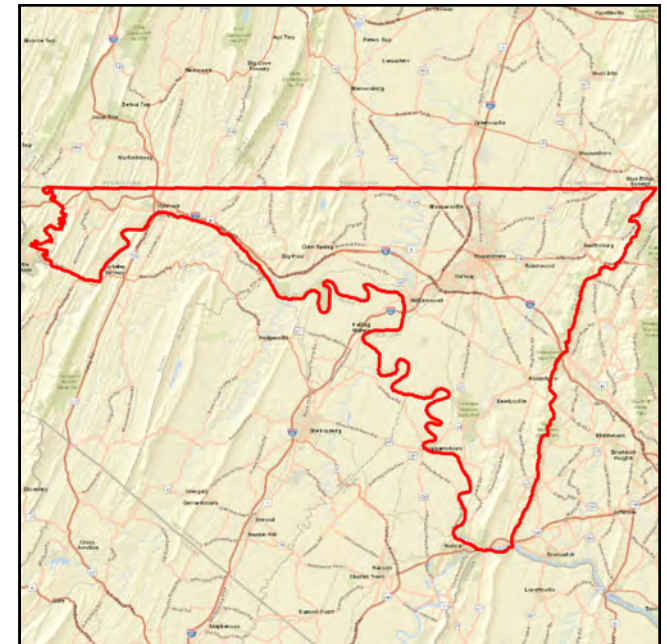
Program to provide roadway rehabilitation on SHA highways in municipalities and urban areas.

**Limits:**

Areawide

**LRTP Relationship:**

System Preservation





## 2021 - 2024 Transportation Improvement Program

### Areawide Urban Reconstruction

(Funding in Thousands)

#### Federal - General

Phase	Prior Funds	FY 2021 Funds	FY 2022 Funds	FY 2023 Funds	FY 2024 Funds	FY 2025 Funds	FY 2026 Funds	Future Funds	Total Four-Year Funding Request
ENG	\$0	\$200	\$200	\$200	\$200	\$0	\$0	\$0	\$800
ROW	\$0	\$40	\$40	\$40	\$40	\$0	\$0	\$0	\$160
CON	\$0	\$600	\$600	\$600	\$600	\$0	\$0	\$0	\$2,400
Transit	\$0	\$0	\$0	\$0	\$0	\$0	\$0	\$0	\$0
MPO	\$0	\$0	\$0	\$0	\$0	\$0	\$0	\$0	\$0
<b>Subtotal</b>	<b>\$0</b>	<b>\$840</b>	<b>\$840</b>	<b>\$840</b>	<b>\$840</b>	<b>\$0</b>	<b>\$0</b>	<b>\$0</b>	<b>\$3,360</b>

#### State Funding - Maryland State Highway Administration

Phase	Prior Funds	FY 2021 Funds	FY 2022 Funds	FY 2023 Funds	FY 2024 Funds	FY 2025 Funds	FY 2026 Funds	Future Funds	Total Four-Year Funding Request
ENG	\$0	\$50	\$50	\$50	\$50	\$0	\$0	\$0	\$200
ROW	\$0	\$10	\$10	\$10	\$10	\$0	\$0	\$0	\$40
CON	\$0	\$150	\$150	\$150	\$150	\$0	\$0	\$0	\$600
Transit	\$0	\$0	\$0	\$0	\$0	\$0	\$0	\$0	\$0
MPO	\$0	\$0	\$0	\$0	\$0	\$0	\$0	\$0	\$0
<b>Subtotal</b>	<b>\$0</b>	<b>\$210</b>	<b>\$210</b>	<b>\$210</b>	<b>\$210</b>	<b>\$0</b>	<b>\$0</b>	<b>\$0</b>	<b>\$840</b>
<b>Total</b>	<b>\$0</b>	<b>\$1050</b>	<b>\$1050</b>	<b>\$1050</b>	<b>\$1050</b>	<b>\$0</b>	<b>\$0</b>	<b>\$0</b>	<b>\$4,200</b>



MD DOT

## 2021 - 2024 Transportation Improvement Program

Roadways

### Areawide Congestion Management

**MPO ID** W2021-06  
**Resp. Agency** MD DOT  
**Project Category** Roadways  
**State** Maryland  
**CIP or CTP ID(s)** n/a

**Project Category** TIP  
**Functional Class** NA  
**County** Washington County  
**Est. Total Cost** \$10,800  
**Prior Years Cost** \$0  
**Future Years Cost** \$0

**Description:**

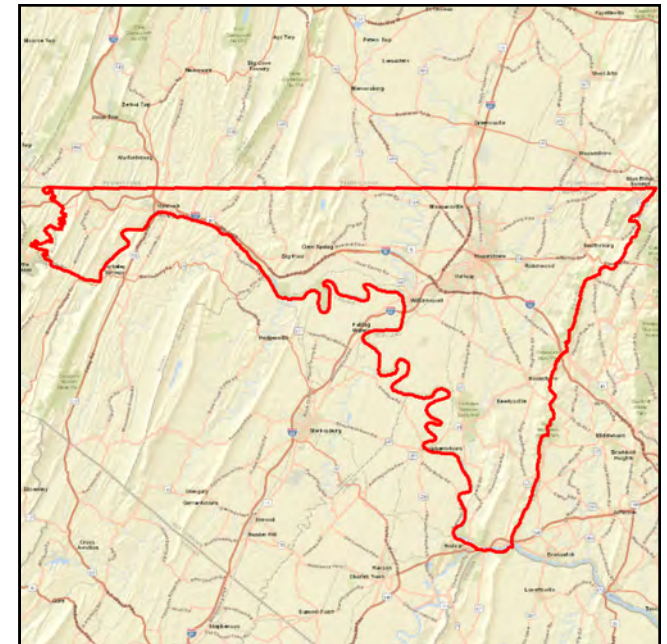
Program to provide traffic control, management, and monitoring on SHA highways.

**Limits:**

Areawide

**LRTP Relationship:**

System Preservation





## 2021 - 2024 Transportation Improvement Program

### Areawide Congestion Management

(Funding in Thousands)

#### Federal - General

Phase	Prior Funds	FY 2021 Funds	FY 2022 Funds	FY 2023 Funds	FY 2024 Funds	FY 2025 Funds	FY 2026 Funds	Future Funds	Total Four-Year Funding Request
ENG	\$0	\$440	\$440	\$440	\$440	\$0	\$0	\$0	\$1,760
ROW	\$0	\$40	\$40	\$40	\$40	\$0	\$0	\$0	\$160
CON	\$0	\$1680	\$1680	\$1680	\$1680	\$0	\$0	\$0	\$6,720
Transit	\$0	\$0	\$0	\$0	\$0	\$0	\$0	\$0	\$0
MPO	\$0	\$0	\$0	\$0	\$0	\$0	\$0	\$0	\$0
<b>Subtotal</b>	<b>\$0</b>	<b>\$2160</b>	<b>\$2160</b>	<b>\$2160</b>	<b>\$2160</b>	<b>\$0</b>	<b>\$0</b>	<b>\$0</b>	<b>\$8,640</b>

#### State Funding - Maryland State Highway Administration

Phase	Prior Funds	FY 2021 Funds	FY 2022 Funds	FY 2023 Funds	FY 2024 Funds	FY 2025 Funds	FY 2026 Funds	Future Funds	Total Four-Year Funding Request
ENG	\$0	\$110	\$110	\$110	\$110	\$0	\$0	\$0	\$440
ROW	\$0	\$10	\$10	\$10	\$10	\$0	\$0	\$0	\$40
CON	\$0	\$420	\$420	\$420	\$420	\$0	\$0	\$0	\$1,680
Transit	\$0	\$0	\$0	\$0	\$0	\$0	\$0	\$0	\$0
MPO	\$0	\$0	\$0	\$0	\$0	\$0	\$0	\$0	\$0
<b>Subtotal</b>	<b>\$0</b>	<b>\$540</b>	<b>\$540</b>	<b>\$540</b>	<b>\$540</b>	<b>\$0</b>	<b>\$0</b>	<b>\$0</b>	<b>\$2,160</b>
<b>Total</b>	<b>\$0</b>	<b>\$2700</b>	<b>\$2700</b>	<b>\$2700</b>	<b>\$2700</b>	<b>\$0</b>	<b>\$0</b>	<b>\$0</b>	<b>\$10,800</b>



Wright Road Relocation

MPO ID	W2021-07	Project Category	TIP
Resp. Agency	Washington County	Functional Class	
Project Category	Roadways	County	Washington County
State	Maryland	Est. Total Cost	\$2,750
CIP or CTP ID(s)	n/a	Prior Years Cost	\$0
		Future Years Cost	\$0

**Description:**  
New roadway construction, construction is consisting of grading, paving, concrete sidewalks.

**Limits:**  
Segment between both ends that are being developed on Hopewell Rd and Elliott Pkwy.

**LRTP Relationship:**  
Safety





## 2021 - 2024 Transportation Improvement Program

## Wright Road Relocation

(Funding in Thousands)

## Local Funding - Washington County

Phase	Prior Funds	FY 2021 Funds	FY 2022 Funds	FY 2023 Funds	FY 2024 Funds	FY 2025 Funds	FY 2026 Funds	Future Funds	Total Four-Year Funding Request
ENG	\$0	\$100	\$0	\$0	\$0	\$0	\$0	\$0	\$100
ROW	\$0	\$0	\$0	\$0	\$0	\$0	\$0	\$0	\$0
CON	\$0	\$354	\$268	\$528	\$500	\$0	\$0	\$0	\$1,650
Transit	\$0	\$0	\$0	\$0	\$0	\$0	\$0	\$0	\$0
MPO	\$0	\$0	\$0	\$0	\$0	\$0	\$0	\$0	\$0
<b>Subtotal</b>	<b>\$0</b>	<b>\$454</b>	<b>\$268</b>	<b>\$528</b>	<b>\$500</b>	<b>\$0</b>	<b>\$0</b>	<b>\$0</b>	<b>\$1,750</b>

## Appalachian Regional Commission Grant

Phase	Prior Funds	FY 2021 Funds	FY 2022 Funds	FY 2023 Funds	FY 2024 Funds	FY 2025 Funds	FY 2026 Funds	Future Funds	Total Four-Year Funding Request
ENG	\$0	\$0	\$0	\$0	\$0	\$0	\$0	\$0	\$0
ROW	\$0	\$0	\$0	\$0	\$0	\$0	\$0	\$0	\$0
CON	\$0	\$0	\$1000	\$0	\$0	\$0	\$0	\$0	\$1,000
Transit	\$0	\$0	\$0	\$0	\$0	\$0	\$0	\$0	\$0
MPO	\$0	\$0	\$0	\$0	\$0	\$0	\$0	\$0	\$0
<b>Subtotal</b>	<b>\$0</b>	<b>\$0</b>	<b>\$1000</b>	<b>\$0</b>	<b>\$0</b>	<b>\$0</b>	<b>\$0</b>	<b>\$0</b>	<b>\$1,000</b>
<b>Total</b>	<b>\$0</b>	<b>\$454</b>	<b>\$1268</b>	<b>\$528</b>	<b>\$500</b>	<b>\$0</b>	<b>\$0</b>	<b>\$0</b>	<b>\$2,750</b>



MD DOT

## 2021 - 2024 Transportation Improvement Program

Roadways

### I-70 Roadway and Bridge Improvements

<b>MPO ID</b>	W2021-08	<b>Project Category</b>	TIP
<b>Resp. Agency</b>	MD DOT	<b>Functional Class</b>	Bridge
<b>Project Category</b>	Roadways	<b>County</b>	Washington County
<b>State</b>	Maryland	<b>Est. Total Cost</b>	\$2,353
<b>CIP or CTP ID(s)</b>	n/a	<b>Prior Years Cost</b>	\$0
		<b>Future Years Cost</b>	\$0

**Description:**

I-70 over I-81 EB Dual Bridges - Bridge Deck Replacement and Superstructure Rehabilitation; I-70 over US 11 EB/WB Dual Bridges - Bridge Replacement; I-70 over Norfolk Southern EB/WB Dual Bridges Bridge Deck Replacement and Superstructure Rehabilitation.

**Limits:**

I-70 from West of I-81 to Bower Ave

**LRTP Relationship:**

System Preservation





## 2021 - 2024 Transportation Improvement Program

### I-70 Roadway and Bridge Improvements

(Funding in Thousands)

#### Federal - General

Phase	Prior Funds	FY 2021 Funds	FY 2022 Funds	FY 2023 Funds	FY 2024 Funds	FY 2025 Funds	FY 2026 Funds	Future Funds	Total Four-Year Funding Request
ENG	\$0	\$496	\$542	\$542	\$301	\$0	\$0	\$0	\$1,881
ROW	\$0	\$0	\$0	\$0	\$0	\$0	\$0	\$0	\$0
CON	\$0	\$0	\$0	\$0	\$0	\$0	\$0	\$0	\$0
Transit	\$0	\$0	\$0	\$0	\$0	\$0	\$0	\$0	\$0
MPO	\$0	\$0	\$0	\$0	\$0	\$0	\$0	\$0	\$0
<b>Subtotal</b>	<b>\$0</b>	<b>\$496</b>	<b>\$542</b>	<b>\$542</b>	<b>\$301</b>	<b>\$0</b>	<b>\$0</b>	<b>\$0</b>	<b>\$1,881</b>

#### State Funding - Maryland State Highway Administration

Phase	Prior Funds	FY 2021 Funds	FY 2022 Funds	FY 2023 Funds	FY 2024 Funds	FY 2025 Funds	FY 2026 Funds	Future Funds	Total Four-Year Funding Request
ENG	\$0	\$124	\$136	\$136	\$76	\$0	\$0	\$0	\$472
ROW	\$0	\$0	\$0	\$0	\$0	\$0	\$0	\$0	\$0
CON	\$0	\$0	\$0	\$0	\$0	\$0	\$0	\$0	\$0
Transit	\$0	\$0	\$0	\$0	\$0	\$0	\$0	\$0	\$0
MPO	\$0	\$0	\$0	\$0	\$0	\$0	\$0	\$0	\$0
<b>Subtotal</b>	<b>\$0</b>	<b>\$124</b>	<b>\$136</b>	<b>\$136</b>	<b>\$76</b>	<b>\$0</b>	<b>\$0</b>	<b>\$0</b>	<b>\$472</b>
<b>Total</b>	<b>\$0</b>	<b>\$620</b>	<b>\$678</b>	<b>\$678</b>	<b>\$377</b>	<b>\$0</b>	<b>\$0</b>	<b>\$0</b>	<b>\$2,353</b>





**Operating Assistance - Section 5307**

**MPO ID** WVT2021-01.1  
**Resp. Agency** EPTA  
**Project Category** Transit  
**State** West Virginia  
**CIP or CTP ID(s)** n/a

**Description:**  
Funding for staff and typical office functions

**Limits:**  
Areawide

**LRTP Relationship:**  
Public Transit

**Project Category** TIP  
**Functional Class** Transit  
**County** WV Transit  
**Est. Total Cost** \$5,950  
**Prior Years Cost** \$0  
**Future Years Cost** \$0





## 2021 - 2024 Transportation Improvement Program

## Operating Assistance - Section 5307

(Funding in Thousands)

## Section 5307 - Transit

Phase	Prior Funds	FY 2021 Funds	FY 2022 Funds	FY 2023 Funds	FY 2024 Funds	FY 2025 Funds	FY 2026 Funds	Future Funds	Total Four-Year Funding Request
ENG	\$0	\$0	\$0	\$0	\$0	\$0	\$0	\$0	\$0
ROW	\$0	\$0	\$0	\$0	\$0	\$0	\$0	\$0	\$0
CON	\$0	\$0	\$0	\$0	\$0	\$0	\$0	\$0	\$0
Transit	\$0	\$693	\$762	\$760	\$760	\$0	\$0	\$0	\$2,975
MPO	\$0	\$0	\$0	\$0	\$0	\$0	\$0	\$0	\$0
<b>Subtotal</b>	<b>\$0</b>	<b>\$693</b>	<b>\$762</b>	<b>\$760</b>	<b>\$760</b>	<b>\$0</b>	<b>\$0</b>	<b>\$0</b>	<b>\$2,975</b>

## Local Funding - Eastern Panhandle Transit Authority

Phase	Prior Funds	FY 2021 Funds	FY 2022 Funds	FY 2023 Funds	FY 2024 Funds	FY 2025 Funds	FY 2026 Funds	Future Funds	Total Four-Year Funding Request
ENG	\$0	\$0	\$0	\$0	\$0	\$0	\$0	\$0	\$0
ROW	\$0	\$0	\$0	\$0	\$0	\$0	\$0	\$0	\$0
CON	\$0	\$0	\$0	\$0	\$0	\$0	\$0	\$0	\$0
Transit	\$0	\$693	\$762	\$760	\$760	\$0	\$0	\$0	\$2,975
MPO	\$0	\$0	\$0	\$0	\$0	\$0	\$0	\$0	\$0
<b>Subtotal</b>	<b>\$0</b>	<b>\$693</b>	<b>\$762</b>	<b>\$760</b>	<b>\$760</b>	<b>\$0</b>	<b>\$0</b>	<b>\$0</b>	<b>\$2,975</b>
<b>Total</b>	<b>\$0</b>	<b>\$1386</b>	<b>\$1524</b>	<b>\$1520</b>	<b>\$1520</b>	<b>\$0</b>	<b>\$0</b>	<b>\$0</b>	<b>\$5,950</b>



EPTA

## 2021 - 2024 Transportation Improvement Program

Transit

### Capital Assistance - Preventative Maintenance

**MPO ID** WVT2021-02.1  
**Resp. Agency** EPTA  
**Project Category** Transit  
**State** West Virginia  
**CIP or CTP ID(s)** n/a

**Project Category** TIP  
**Functional Class** Transit  
**County** WV Transit  
**Est. Total Cost** \$1,197  
**Prior Years Cost** \$0  
**Future Years Cost** \$0

**Description:**  
Preventative maintenance for fleet vehicles

**Limits:**  
Areawide

**LRTP Relationship:**  
Public Transit





## 2021 - 2024 Transportation Improvement Program

### Capital Assistance - Preventative Maintenance

(Funding in Thousands)

#### Section 5307 - Transit

Phase	Prior Funds	FY 2021 Funds	FY 2022 Funds	FY 2023 Funds	FY 2024 Funds	FY 2025 Funds	FY 2026 Funds	Future Funds	Total Four-Year Funding Request
ENG	\$0	\$0	\$0	\$0	\$0	\$0	\$0	\$0	\$0
ROW	\$0	\$0	\$0	\$0	\$0	\$0	\$0	\$0	\$0
CON	\$0	\$0	\$0	\$0	\$0	\$0	\$0	\$0	\$0
Transit	\$0	\$315	\$215	\$215	\$215	\$0	\$0	\$0	\$960
MPO	\$0	\$0	\$0	\$0	\$0	\$0	\$0	\$0	\$0
<b>Subtotal</b>	<b>\$0</b>	<b>\$315</b>	<b>\$215</b>	<b>\$215</b>	<b>\$215</b>	<b>\$0</b>	<b>\$0</b>	<b>\$0</b>	<b>\$960</b>

#### Local Funding - Eastern Panhandle Transit Authority

Phase	Prior Funds	FY 2021 Funds	FY 2022 Funds	FY 2023 Funds	FY 2024 Funds	FY 2025 Funds	FY 2026 Funds	Future Funds	Total Four-Year Funding Request
ENG	\$0	\$0	\$0	\$0	\$0	\$0	\$0	\$0	\$0
ROW	\$0	\$0	\$0	\$0	\$0	\$0	\$0	\$0	\$0
CON	\$0	\$0	\$0	\$0	\$0	\$0	\$0	\$0	\$0
Transit	\$0	\$78	\$53	\$53	\$53	\$0	\$0	\$0	\$237
MPO	\$0	\$0	\$0	\$0	\$0	\$0	\$0	\$0	\$0
<b>Subtotal</b>	<b>\$0</b>	<b>\$78</b>	<b>\$53</b>	<b>\$53</b>	<b>\$53</b>	<b>\$0</b>	<b>\$0</b>	<b>\$0</b>	<b>\$237</b>
<b>Total</b>	<b>\$0</b>	<b>\$393</b>	<b>\$268</b>	<b>\$268</b>	<b>\$268</b>	<b>\$0</b>	<b>\$0</b>	<b>\$0</b>	<b>\$1,197</b>



EPTA

## 2021 - 2024 Transportation Improvement Program

Transit

### Capital Assistance - Driver pads/Data Collection

**MPO ID** WVT2021-02.2  
**Resp. Agency** EPTA  
**Project Category** Transit  
**State** West Virginia  
**CIP or CTP ID(s)** n/a

**Project Category** TIP  
**Functional Class** Transit  
**County** WV Transit  
**Est. Total Cost** \$130  
**Prior Years Cost** \$120  
**Future Years Cost** \$0

**Description:**  
Purchase of driver pads for buses

**Limits:**  
Areawide

**LRTP Relationship:**  
Public Transit





## 2021 - 2024 Transportation Improvement Program

### Capital Assistance - Driver pads/Data Collection

(Funding in Thousands)

#### Section 5339 - Transit

Phase	Prior Funds	FY 2021 Funds	FY 2022 Funds	FY 2023 Funds	FY 2024 Funds	FY 2025 Funds	FY 2026 Funds	Future Funds	Total Four-Year Funding Request
ENG	\$0	\$0	\$0	\$0	\$0	\$0	\$0	\$0	\$0
ROW	\$0	\$0	\$0	\$0	\$0	\$0	\$0	\$0	\$0
CON	\$0	\$0	\$0	\$0	\$0	\$0	\$0	\$0	\$0
Transit	\$100	\$8	\$0	\$0	\$0	\$0	\$0	\$0	\$108
MPO	\$0	\$0	\$0	\$0	\$0	\$0	\$0	\$0	\$0
<b>Subtotal</b>	<b>\$100</b>	<b>\$8</b>	<b>\$0</b>	<b>\$0</b>	<b>\$0</b>	<b>\$0</b>	<b>\$0</b>	<b>\$0</b>	<b>\$108</b>

#### Local Funding - Eastern Panhandle Transit Authority

Phase	Prior Funds	FY 2021 Funds	FY 2022 Funds	FY 2023 Funds	FY 2024 Funds	FY 2025 Funds	FY 2026 Funds	Future Funds	Total Four-Year Funding Request
ENG	\$0	\$0	\$0	\$0	\$0	\$0	\$0	\$0	\$0
ROW	\$0	\$0	\$0	\$0	\$0	\$0	\$0	\$0	\$0
CON	\$0	\$0	\$0	\$0	\$0	\$0	\$0	\$0	\$0
Transit	\$20	\$2	\$0	\$0	\$0	\$0	\$0	\$0	\$22
MPO	\$0	\$0	\$0	\$0	\$0	\$0	\$0	\$0	\$0
<b>Subtotal</b>	<b>\$20</b>	<b>\$2</b>	<b>\$0</b>	<b>\$0</b>	<b>\$0</b>	<b>\$0</b>	<b>\$0</b>	<b>\$0</b>	<b>\$22</b>
<b>Total</b>	<b>\$120</b>	<b>\$10</b>	<b>\$0</b>	<b>\$0</b>	<b>\$0</b>	<b>\$0</b>	<b>\$0</b>	<b>\$0</b>	<b>\$130</b>



EPTA

## 2021 - 2024 Transportation Improvement Program

Transit

### Capital Assistance - Miscellaneous Equipment

**MPO ID** WVT2021-02.3  
**Resp. Agency** EPTA  
**Project Category** Transit  
**State** West Virginia  
**CIP or CTP ID(s)** n/a

**Project Category** TIP  
**Functional Class** Transit  
**County** WV Transit  
**Est. Total Cost** \$82  
**Prior Years Cost** \$0  
**Future Years Cost** \$0

**Description:**

Purchase of miscellaneous equipment for vehicle fleet

**Limits:**

Areawide

**LRTP Relationship:**

Public Transit





## 2021 - 2024 Transportation Improvement Program

### Capital Assistance - Miscellaneous Equipment

(Funding in Thousands)

#### Section 5339 - Transit

Phase	Prior Funds	FY 2021 Funds	FY 2022 Funds	FY 2023 Funds	FY 2024 Funds	FY 2025 Funds	FY 2026 Funds	Future Funds	Total Four-Year Funding Request
ENG	\$0	\$0	\$0	\$0	\$0	\$0	\$0	\$0	\$0
ROW	\$0	\$0	\$0	\$0	\$0	\$0	\$0	\$0	\$0
CON	\$0	\$0	\$0	\$0	\$0	\$0	\$0	\$0	\$0
Transit	\$0	\$12	\$47	\$0	\$0	\$0	\$0	\$0	\$59
MPO	\$0	\$0	\$0	\$0	\$0	\$0	\$0	\$0	\$0
<b>Subtotal</b>	<b>\$0</b>	<b>\$12</b>	<b>\$47</b>	<b>\$0</b>	<b>\$0</b>	<b>\$0</b>	<b>\$0</b>	<b>\$0</b>	<b>\$59</b>

#### Local Funding - Eastern Panhandle Transit Authority

Phase	Prior Funds	FY 2021 Funds	FY 2022 Funds	FY 2023 Funds	FY 2024 Funds	FY 2025 Funds	FY 2026 Funds	Future Funds	Total Four-Year Funding Request
ENG	\$0	\$0	\$0	\$0	\$0	\$0	\$0	\$0	\$0
ROW	\$0	\$0	\$0	\$0	\$0	\$0	\$0	\$0	\$0
CON	\$0	\$0	\$0	\$0	\$0	\$0	\$0	\$0	\$0
Transit	\$0	\$4	\$19	\$0	\$0	\$0	\$0	\$0	\$23
MPO	\$0	\$0	\$0	\$0	\$0	\$0	\$0	\$0	\$0
<b>Subtotal</b>	<b>\$0</b>	<b>\$4</b>	<b>\$19</b>	<b>\$0</b>	<b>\$0</b>	<b>\$0</b>	<b>\$0</b>	<b>\$0</b>	<b>\$23</b>
<b>Total</b>	<b>\$0</b>	<b>\$16</b>	<b>\$66</b>	<b>\$0</b>	<b>\$0</b>	<b>\$0</b>	<b>\$0</b>	<b>\$0</b>	<b>\$82</b>





EPTA

## 2021 - 2024 Transportation Improvement Program

Transit

### Capital Assistance - Section 5339

**MPO ID** WVT2021-03.1  
**Resp. Agency** EPTA  
**Project Category** Transit  
**State** West Virginia  
**CIP or CTP ID(s)** n/a

**Project Category** TIP  
**Functional Class** Transit  
**County** WV Transit  
**Est. Total Cost** \$642  
**Prior Years Cost** \$157  
**Future Years Cost** \$0

**Description:**  
Bus Purchase Program

**Limits:**  
Areawide

**LRTP Relationship:**  
Public Transit





## 2021 - 2024 Transportation Improvement Program

### Capital Assistance - Section 5339

(Funding in Thousands)

#### Section 5339 - Transit

Phase	Prior Funds	FY 2021 Funds	FY 2022 Funds	FY 2023 Funds	FY 2024 Funds	FY 2025 Funds	FY 2026 Funds	Future Funds	Total Four-Year Funding Request
ENG	\$0	\$0	\$0	\$0	\$0	\$0	\$0	\$0	\$0
ROW	\$0	\$0	\$0	\$0	\$0	\$0	\$0	\$0	\$0
CON	\$0	\$0	\$0	\$0	\$0	\$0	\$0	\$0	\$0
Transit	\$126	\$388	\$0	\$0	\$0	\$0	\$0	\$0	\$514
MPO	\$0	\$0	\$0	\$0	\$0	\$0	\$0	\$0	\$0
<b>Subtotal</b>	<b>\$126</b>	<b>\$388</b>	<b>\$0</b>	<b>\$0</b>	<b>\$0</b>	<b>\$0</b>	<b>\$0</b>	<b>\$0</b>	<b>\$514</b>

#### Local Funding - Eastern Panhandle Transit Authority

Phase	Prior Funds	FY 2021 Funds	FY 2022 Funds	FY 2023 Funds	FY 2024 Funds	FY 2025 Funds	FY 2026 Funds	Future Funds	Total Four-Year Funding Request
ENG	\$0	\$0	\$0	\$0	\$0	\$0	\$0	\$0	\$0
ROW	\$0	\$0	\$0	\$0	\$0	\$0	\$0	\$0	\$0
CON	\$0	\$0	\$0	\$0	\$0	\$0	\$0	\$0	\$0
Transit	\$31	\$97	\$0	\$0	\$0	\$0	\$0	\$0	\$128
MPO	\$0	\$0	\$0	\$0	\$0	\$0	\$0	\$0	\$0
<b>Subtotal</b>	<b>\$31</b>	<b>\$97</b>	<b>\$0</b>	<b>\$0</b>	<b>\$0</b>	<b>\$0</b>	<b>\$0</b>	<b>\$0</b>	<b>\$128</b>
<b>Total</b>	<b>\$157</b>	<b>\$485</b>	<b>\$0</b>	<b>\$0</b>	<b>\$0</b>	<b>\$0</b>	<b>\$0</b>	<b>\$0</b>	<b>\$642</b>



EPTA

## 2021 - 2024 Transportation Improvement Program

Transit

### Capital Assistance - Facility and Office Maintenance

**MPO ID** WVT2021-05

**Resp. Agency** EPTA

**Project Category** Transit

**State** West Virginia

**CIP or CTP ID(s)** n/a

**Description:**

Purchase of materials for general facility and office maintenance

**Project Category** TIP

**Functional Class** Transit

**County** WV Transit

**Est. Total Cost** \$21

**Prior Years Cost** \$0

**Future Years Cost** \$0

**Limits:**

Areawide

**LRTP Relationship:**

Public Transit





## 2021 - 2024 Transportation Improvement Program

### Capital Assistance - Facility and Office Maintenance

(Funding in Thousands)

#### Section 5307 - Transit

Phase	Prior Funds	FY 2021 Funds	FY 2022 Funds	FY 2023 Funds	FY 2024 Funds	FY 2025 Funds	FY 2026 Funds	Future Funds	Total Four-Year Funding Request
ENG	\$0	\$0	\$0	\$0	\$0	\$0	\$0	\$0	\$0
ROW	\$0	\$0	\$0	\$0	\$0	\$0	\$0	\$0	\$0
CON	\$0	\$0	\$0	\$0	\$0	\$0	\$0	\$0	\$0
Transit	\$0	\$17	\$0	\$0	\$0	\$0	\$0	\$0	\$17
MPO	\$0	\$0	\$0	\$0	\$0	\$0	\$0	\$0	\$0
<b>Subtotal</b>	<b>\$0</b>	<b>\$17</b>	<b>\$0</b>	<b>\$0</b>	<b>\$0</b>	<b>\$0</b>	<b>\$0</b>	<b>\$0</b>	<b>\$17</b>

#### Local Funding - Eastern Panhandle Transit Authority

Phase	Prior Funds	FY 2021 Funds	FY 2022 Funds	FY 2023 Funds	FY 2024 Funds	FY 2025 Funds	FY 2026 Funds	Future Funds	Total Four-Year Funding Request
ENG	\$0	\$0	\$0	\$0	\$0	\$0	\$0	\$0	\$0
ROW	\$0	\$0	\$0	\$0	\$0	\$0	\$0	\$0	\$0
CON	\$0	\$0	\$0	\$0	\$0	\$0	\$0	\$0	\$0
Transit	\$0	\$4	\$0	\$0	\$0	\$0	\$0	\$0	\$4
MPO	\$0	\$0	\$0	\$0	\$0	\$0	\$0	\$0	\$0
<b>Subtotal</b>	<b>\$0</b>	<b>\$4</b>	<b>\$0</b>	<b>\$0</b>	<b>\$0</b>	<b>\$0</b>	<b>\$0</b>	<b>\$0</b>	<b>\$4</b>
<b>Total</b>	<b>\$0</b>	<b>\$21</b>	<b>\$0</b>	<b>\$0</b>	<b>\$0</b>	<b>\$0</b>	<b>\$0</b>	<b>\$0</b>	<b>\$21</b>



EPTA

## 2021 - 2024 Transportation Improvement Program

Transit

### Capital Assistance - Passenger Amenity

**MPO ID** WVT2021-05.2

**Resp. Agency** EPTA

**Project Category** Transit

**State** West Virginia

**CIP or CTP ID(s)** n/a

**Description:**

Bus Shelter Purchase, System Signage, and Other Passenger Information

**Project Category** TIP

**Functional Class** Transit

**County** WV Transit

**Est. Total Cost** \$442

**Prior Years Cost** \$350

**Future Years Cost** \$0

**Limits:**

Areawide

**LRTP Relationship:**

Public Transit





## 2021 - 2024 Transportation Improvement Program

### Capital Assistance - Passenger Amenity

(Funding in Thousands)

#### Section 5339 - Transit

Phase	Prior Funds	FY 2021 Funds	FY 2022 Funds	FY 2023 Funds	FY 2024 Funds	FY 2025 Funds	FY 2026 Funds	Future Funds	Total Four-Year Funding Request
ENG	\$0	\$0	\$0	\$0	\$0	\$0	\$0	\$0	\$0
ROW	\$0	\$0	\$0	\$0	\$0	\$0	\$0	\$0	\$0
CON	\$0	\$0	\$0	\$0	\$0	\$0	\$0	\$0	\$0
Transit	\$280	\$74	\$0	\$0	\$0	\$0	\$0	\$0	\$354
MPO	\$0	\$0	\$0	\$0	\$0	\$0	\$0	\$0	\$0
<b>Subtotal</b>	<b>\$280</b>	<b>\$74</b>	<b>\$0</b>	<b>\$0</b>	<b>\$0</b>	<b>\$0</b>	<b>\$0</b>	<b>\$0</b>	<b>\$354</b>

#### Local Funding - Eastern Panhandle Transit Authority

Phase	Prior Funds	FY 2021 Funds	FY 2022 Funds	FY 2023 Funds	FY 2024 Funds	FY 2025 Funds	FY 2026 Funds	Future Funds	Total Four-Year Funding Request
ENG	\$0	\$0	\$0	\$0	\$0	\$0	\$0	\$0	\$0
ROW	\$0	\$0	\$0	\$0	\$0	\$0	\$0	\$0	\$0
CON	\$0	\$0	\$0	\$0	\$0	\$0	\$0	\$0	\$0
Transit	\$70	\$18	\$0	\$0	\$0	\$0	\$0	\$0	\$88
MPO	\$0	\$0	\$0	\$0	\$0	\$0	\$0	\$0	\$0
<b>Subtotal</b>	<b>\$70</b>	<b>\$18</b>	<b>\$0</b>	<b>\$0</b>	<b>\$0</b>	<b>\$0</b>	<b>\$0</b>	<b>\$0</b>	<b>\$88</b>
<b>Total</b>	<b>\$350</b>	<b>\$92</b>	<b>\$0</b>	<b>\$0</b>	<b>\$0</b>	<b>\$0</b>	<b>\$0</b>	<b>\$0</b>	<b>\$442</b>



EPTA

## 2021 - 2024 Transportation Improvement Program

Transit

### Capital Assistance - ADA Minivans

**MPO ID** WVT2021-06  
**Resp. Agency** EPTA  
**Project Category** Transit  
**State** West Virginia  
**CIP or CTP ID(s)** n/a

**Description:**  
Funding for two ADA minivans

**Project Category** TIP  
**Functional Class** Transit  
**County** WV Transit  
**Est. Total Cost** \$81  
**Prior Years Cost** \$0  
**Future Years Cost** \$0

**Limits:**  
Areawide

**LRTP Relationship:**  
Public Transit





## 2021 - 2024 Transportation Improvement Program

## Capital Assistance - ADA Minivans

(Funding in Thousands)

## Section 5310 - Transit

Phase	Prior Funds	FY 2021 Funds	FY 2022 Funds	FY 2023 Funds	FY 2024 Funds	FY 2025 Funds	FY 2026 Funds	Future Funds	Total Four-Year Funding Request
ENG	\$0	\$0	\$0	\$0	\$0	\$0	\$0	\$0	\$0
ROW	\$0	\$0	\$0	\$0	\$0	\$0	\$0	\$0	\$0
CON	\$0	\$0	\$0	\$0	\$0	\$0	\$0	\$0	\$0
Transit	\$0	\$65	\$0	\$0	\$0	\$0	\$0	\$0	\$65
MPO	\$0	\$0	\$0	\$0	\$0	\$0	\$0	\$0	\$0
Subtotal	\$0	\$65	\$0	\$0	\$0	\$0	\$0	\$0	\$65

## Local Funding - Eastern Panhandle Transit Authority

Phase	Prior Funds	FY 2021 Funds	FY 2022 Funds	FY 2023 Funds	FY 2024 Funds	FY 2025 Funds	FY 2026 Funds	Future Funds	Total Four-Year Funding Request
ENG	\$0	\$0	\$0	\$0	\$0	\$0	\$0	\$0	\$0
ROW	\$0	\$0	\$0	\$0	\$0	\$0	\$0	\$0	\$0
CON	\$0	\$0	\$0	\$0	\$0	\$0	\$0	\$0	\$0
Transit	\$0	\$16	\$0	\$0	\$0	\$0	\$0	\$0	\$16
MPO	\$0	\$0	\$0	\$0	\$0	\$0	\$0	\$0	\$0
Subtotal	\$0	\$16	\$0	\$0	\$0	\$0	\$0	\$0	\$16
Total	\$0	\$81	\$0	\$0	\$0	\$0	\$0	\$0	\$81





EPTA

## 2021 - 2024 Transportation Improvement Program

Transit

### Mobility Management Assistance - Section 5310

**MPO ID** WVT2021-07

**Resp. Agency** EPTA

**Project Category** Transit

**State** West Virginia

**CIP or CTP ID(s)** n/a

**Description:**

Mobility manager salary for service in Berkeley and Jefferson counties.

**Project Category** TIP

**Functional Class** Transit

**County** WV Transit

**Est. Total Cost** \$95

**Prior Years Cost** \$35

**Future Years Cost** \$0

**Limits:**

Areawide

**LRTP Relationship:**

Public Transit





## 2021 - 2024 Transportation Improvement Program

### Mobility Management Assistance - Section 5310

(Funding in Thousands)

#### Section 5310 - Transit

Phase	Prior Funds	FY 2021 Funds	FY 2022 Funds	FY 2023 Funds	FY 2024 Funds	FY 2025 Funds	FY 2026 Funds	Future Funds	Total Four-Year Funding Request
ENG	\$0	\$0	\$0	\$0	\$0	\$0	\$0	\$0	\$0
ROW	\$0	\$0	\$0	\$0	\$0	\$0	\$0	\$0	\$0
CON	\$0	\$0	\$0	\$0	\$0	\$0	\$0	\$0	\$0
Transit	\$35	\$24	\$24	\$0	\$0	\$0	\$0	\$0	\$83
MPO	\$0	\$0	\$0	\$0	\$0	\$0	\$0	\$0	\$0
<b>Subtotal</b>	<b>\$35</b>	<b>\$24</b>	<b>\$24</b>	<b>\$0</b>	<b>\$0</b>	<b>\$0</b>	<b>\$0</b>	<b>\$0</b>	<b>\$83</b>

#### Local Funding - Eastern Panhandle Transit Authority

Phase	Prior Funds	FY 2021 Funds	FY 2022 Funds	FY 2023 Funds	FY 2024 Funds	FY 2025 Funds	FY 2026 Funds	Future Funds	Total Four-Year Funding Request
ENG	\$0	\$0	\$0	\$0	\$0	\$0	\$0	\$0	\$0
ROW	\$0	\$0	\$0	\$0	\$0	\$0	\$0	\$0	\$0
CON	\$0	\$0	\$0	\$0	\$0	\$0	\$0	\$0	\$0
Transit	\$0	\$6	\$6	\$0	\$0	\$0	\$0	\$0	\$12
MPO	\$0	\$0	\$0	\$0	\$0	\$0	\$0	\$0	\$0
<b>Subtotal</b>	<b>\$0</b>	<b>\$6</b>	<b>\$6</b>	<b>\$0</b>	<b>\$0</b>	<b>\$0</b>	<b>\$0</b>	<b>\$0</b>	<b>\$12</b>
<b>Total</b>	<b>\$35</b>	<b>\$30</b>	<b>\$30</b>	<b>\$0</b>	<b>\$0</b>	<b>\$0</b>	<b>\$0</b>	<b>\$0</b>	<b>\$95</b>



EPTA

## 2021 - 2024 Transportation Improvement Program

Transit

### Section 5339 - Buses and Bus Facilities Infrastructure Investment Program

**MPO ID** WVT2021-08  
**Resp. Agency** EPTA  
**Project Category** Transit  
**State** West Virginia  
**CIP or CTP ID(s)** n/a

**Project Category** TIP  
**Functional Class** Transit  
**County** WV Transit  
**Est. Total Cost** \$11,480  
**Prior Years Cost** \$0  
**Future Years Cost** \$0

**Description:**  
Bus Facility Construction

**Limits:**  
Martinsburg

**LRTP Relationship:**  
Public Transit





## 2021 - 2024 Transportation Improvement Program

## Section 5339 - Buses and Bus Facilities Infrastructure Investment Program

(Funding in Thousands)

## Section 5339 - Transit

Phase	Prior Funds	FY 2021 Funds	FY 2022 Funds	FY 2023 Funds	FY 2024 Funds	FY 2025 Funds	FY 2026 Funds	Future Funds	Total Four-Year Funding Request
ENG	\$0	\$0	\$0	\$0	\$0	\$0	\$0	\$0	\$0
ROW	\$0	\$0	\$0	\$0	\$0	\$0	\$0	\$0	\$0
CON	\$0	\$0	\$0	\$0	\$0	\$0	\$0	\$0	\$0
Transit	\$0	\$10580	\$0	\$0	\$0	\$0	\$0	\$0	\$10,580
MPO	\$0	\$0	\$0	\$0	\$0	\$0	\$0	\$0	\$0
<b>Subtotal</b>	<b>\$0</b>	<b>\$10580</b>	<b>\$0</b>	<b>\$0</b>	<b>\$0</b>	<b>\$0</b>	<b>\$0</b>	<b>\$0</b>	<b>\$10,580</b>

## Local Funding - Eastern Panhandle Transit Authority

Phase	Prior Funds	FY 2021 Funds	FY 2022 Funds	FY 2023 Funds	FY 2024 Funds	FY 2025 Funds	FY 2026 Funds	Future Funds	Total Four-Year Funding Request
ENG	\$0	\$0	\$0	\$0	\$0	\$0	\$0	\$0	\$0
ROW	\$0	\$0	\$0	\$0	\$0	\$0	\$0	\$0	\$0
CON	\$0	\$0	\$0	\$0	\$0	\$0	\$0	\$0	\$0
Transit	\$0	\$900	\$0	\$0	\$0	\$0	\$0	\$0	\$900
MPO	\$0	\$0	\$0	\$0	\$0	\$0	\$0	\$0	\$0
<b>Subtotal</b>	<b>\$0</b>	<b>\$900</b>	<b>\$0</b>	<b>\$0</b>	<b>\$0</b>	<b>\$0</b>	<b>\$0</b>	<b>\$0</b>	<b>\$900</b>
<b>Total</b>	<b>\$0</b>	<b>\$11480</b>	<b>\$0</b>	<b>\$0</b>	<b>\$0</b>	<b>\$0</b>	<b>\$0</b>	<b>\$0</b>	<b>\$11,480</b>



Medium Duty Commuter Bus

MPO ID	WVT2021-09	Project Category	TIP
Resp. Agency	EPTA	Functional Class	Transit
Project Category	Transit	County	WV Transit
State	West Virginia	Est. Total Cost	\$398
CIP or CTP ID(s)	n/a	Prior Years Cost	\$0
		Future Years Cost	\$0

Description:

Two medium duty commuter buses for future service to Silver Line in Virginia

Limits:

Areawide

LRTP Relationship:

Public Transit





## 2021 - 2024 Transportation Improvement Program

## Medium Duty Commuter Bus

(Funding in Thousands)

## Section 5339 - Transit

Phase	Prior Funds	FY 2021 Funds	FY 2022 Funds	FY 2023 Funds	FY 2024 Funds	FY 2025 Funds	FY 2026 Funds	Future Funds	Total Four-Year Funding Request
ENG	\$0	\$0	\$0	\$0	\$0	\$0	\$0	\$0	\$0
ROW	\$0	\$0	\$0	\$0	\$0	\$0	\$0	\$0	\$0
CON	\$0	\$0	\$0	\$0	\$0	\$0	\$0	\$0	\$0
Transit	\$0	\$148	\$171	\$0	\$0	\$0	\$0	\$0	\$319
MPO	\$0	\$0	\$0	\$0	\$0	\$0	\$0	\$0	\$0
Subtotal	\$0	\$148	\$171	\$0	\$0	\$0	\$0	\$0	\$319

## Local Funding - Eastern Panhandle Transit Authority

Phase	Prior Funds	FY 2021 Funds	FY 2022 Funds	FY 2023 Funds	FY 2024 Funds	FY 2025 Funds	FY 2026 Funds	Future Funds	Total Four-Year Funding Request
ENG	\$0	\$0	\$0	\$0	\$0	\$0	\$0	\$0	\$0
ROW	\$0	\$0	\$0	\$0	\$0	\$0	\$0	\$0	\$0
CON	\$0	\$0	\$0	\$0	\$0	\$0	\$0	\$0	\$0
Transit	\$0	\$37	\$42	\$0	\$0	\$0	\$0	\$0	\$79
MPO	\$0	\$0	\$0	\$0	\$0	\$0	\$0	\$0	\$0
Subtotal	\$0	\$37	\$42	\$0	\$0	\$0	\$0	\$0	\$79
Total	\$0	\$185	\$213	\$0	\$0	\$0	\$0	\$0	\$398



MTA

## 2021 - 2024 Transportation Improvement Program

Transit

### Medium Duty Bus Replacement

**MPO ID** WT2021-01  
**Resp. Agency** MTA  
**Project Category** Transit  
**State** Maryland  
**CIP or CTP ID(s)** n/a

**Project Category** TIP  
**Functional Class**  
**County** MD Transit  
**Est. Total Cost** \$1,203  
**Prior Years Cost** \$0  
**Future Years Cost** \$0

**Description:**  
Medium Duty Bus Replacement of 4 buses

**Limits:**  
Areawide

**LRTP Relationship:**  
Public Transit



**2021 - 2024 Transportation Improvement Program****Medium Duty Bus Replacement**

(Funding in Thousands)

**Section 5339 - Transit**

Phase	Prior Funds	FY 2021 Funds	FY 2022 Funds	FY 2023 Funds	FY 2024 Funds	FY 2025 Funds	FY 2026 Funds	Future Funds	Total Four-Year Funding Request
ENG	\$0	\$0	\$0	\$0	\$0	\$0	\$0	\$0	\$0
ROW	\$0	\$0	\$0	\$0	\$0	\$0	\$0	\$0	\$0
CON	\$0	\$0	\$0	\$0	\$0	\$0	\$0	\$0	\$0
Transit	\$0	\$0	\$321	\$321	\$321	\$0	\$0	\$0	\$963
MPO	\$0	\$0	\$0	\$0	\$0	\$0	\$0	\$0	\$0
<b>Subtotal</b>	<b>\$0</b>	<b>\$0</b>	<b>\$321</b>	<b>\$321</b>	<b>\$321</b>	<b>\$0</b>	<b>\$0</b>	<b>\$0</b>	<b>\$963</b>





## Medium Duty Bus Replacement

(Funding in Thousands)

### Local Funding - Washington County Transit

Phase	Prior Funds	FY 2021 Funds	FY 2022 Funds	FY 2023 Funds	FY 2024 Funds	FY 2025 Funds	FY 2026 Funds	Future Funds	Total Four-Year Funding Request
ENG	\$0	\$0	\$0	\$0	\$0	\$0	\$0	\$0	\$0
ROW	\$0	\$0	\$0	\$0	\$0	\$0	\$0	\$0	\$0
CON	\$0	\$0	\$0	\$0	\$0	\$0	\$0	\$0	\$0
Transit	\$0	\$0	\$40	\$40	\$40	\$0	\$0	\$0	\$120
MPO	\$0	\$0	\$0	\$0	\$0	\$0	\$0	\$0	\$0
<b>Subtotal</b>	<b>\$0</b>	<b>\$0</b>	<b>\$40</b>	<b>\$40</b>	<b>\$40</b>	<b>\$0</b>	<b>\$0</b>	<b>\$0</b>	<b>\$120</b>

### State Funding - Maryland Transit Administration

Phase	Prior Funds	FY 2021 Funds	FY 2022 Funds	FY 2023 Funds	FY 2024 Funds	FY 2025 Funds	FY 2026 Funds	Future Funds	Total Four-Year Funding Request
ENG	\$0	\$0	\$0	\$0	\$0	\$0	\$0	\$0	\$0
ROW	\$0	\$0	\$0	\$0	\$0	\$0	\$0	\$0	\$0
CON	\$0	\$0	\$0	\$0	\$0	\$0	\$0	\$0	\$0
Transit	\$0	\$0	\$40	\$40	\$40	\$0	\$0	\$0	\$120
MPO	\$0	\$0	\$0	\$0	\$0	\$0	\$0	\$0	\$0
<b>Subtotal</b>	<b>\$0</b>	<b>\$0</b>	<b>\$40</b>	<b>\$40</b>	<b>\$40</b>	<b>\$0</b>	<b>\$0</b>	<b>\$0</b>	<b>\$120</b>
<b>Total</b>	<b>\$0</b>	<b>\$0</b>	<b>\$401</b>	<b>\$401</b>	<b>\$401</b>	<b>\$0</b>	<b>\$0</b>	<b>\$0</b>	<b>\$1,203</b>



MTA

## 2021 - 2024 Transportation Improvement Program

Transit

### Operating Assistance - Section 5307

**MPO ID** WT2021-01.1

**Resp. Agency** MTA

**Project Category** Transit

**State** Maryland

**CIP or CTP ID(s)** n/a

**Description:**

Operating assistance for transit services provided by Washington County

**Project Category** TIP

**Functional Class** NA

**County** MD Transit

**Est. Total Cost** \$7,460

**Prior Years Cost** \$0

**Future Years Cost** \$0

**Limits:**

Areawide

**LRTP Relationship:**

Public Transit





## 2021 - 2024 Transportation Improvement Program

## Operating Assistance - Section 5307

(Funding in Thousands)

## Section 5307 - Transit

Phase	Prior Funds	FY 2021 Funds	FY 2022 Funds	FY 2023 Funds	FY 2024 Funds	FY 2025 Funds	FY 2026 Funds	Future Funds	Total Four-Year Funding Request
ENG	\$0	\$0	\$0	\$0	\$0	\$0	\$0	\$0	\$0
ROW	\$0	\$0	\$0	\$0	\$0	\$0	\$0	\$0	\$0
CON	\$0	\$0	\$0	\$0	\$0	\$0	\$0	\$0	\$0
Transit	\$0	\$933	\$933	\$933	\$933	\$0	\$0	\$0	\$3,732
MPO	\$0	\$0	\$0	\$0	\$0	\$0	\$0	\$0	\$0
<b>Subtotal</b>	<b>\$0</b>	<b>\$933</b>	<b>\$933</b>	<b>\$933</b>	<b>\$933</b>	<b>\$0</b>	<b>\$0</b>	<b>\$0</b>	<b>\$3,732</b>



## 2021 - 2024 Transportation Improvement Program

### Operating Assistance - Section 5307

(Funding in Thousands)

#### Local Funding - Washington County Transit

Phase	Prior Funds	FY 2021 Funds	FY 2022 Funds	FY 2023 Funds	FY 2024 Funds	FY 2025 Funds	FY 2026 Funds	Future Funds	Total Four-Year Funding Request
ENG	\$0	\$0	\$0	\$0	\$0	\$0	\$0	\$0	\$0
ROW	\$0	\$0	\$0	\$0	\$0	\$0	\$0	\$0	\$0
CON	\$0	\$0	\$0	\$0	\$0	\$0	\$0	\$0	\$0
Transit	\$0	\$618	\$618	\$618	\$618	\$0	\$0	\$0	\$2,472
MPO	\$0	\$0	\$0	\$0	\$0	\$0	\$0	\$0	\$0
<b>Subtotal</b>	<b>\$0</b>	<b>\$618</b>	<b>\$618</b>	<b>\$618</b>	<b>\$618</b>	<b>\$0</b>	<b>\$0</b>	<b>\$0</b>	<b>\$2,472</b>

#### State Funding - Maryland Transit Administration

Phase	Prior Funds	FY 2021 Funds	FY 2022 Funds	FY 2023 Funds	FY 2024 Funds	FY 2025 Funds	FY 2026 Funds	Future Funds	Total Four-Year Funding Request
ENG	\$0	\$0	\$0	\$0	\$0	\$0	\$0	\$0	\$0
ROW	\$0	\$0	\$0	\$0	\$0	\$0	\$0	\$0	\$0
CON	\$0	\$0	\$0	\$0	\$0	\$0	\$0	\$0	\$0
Transit	\$0	\$314	\$314	\$314	\$314	\$0	\$0	\$0	\$1,256
MPO	\$0	\$0	\$0	\$0	\$0	\$0	\$0	\$0	\$0
<b>Subtotal</b>	<b>\$0</b>	<b>\$314</b>	<b>\$314</b>	<b>\$314</b>	<b>\$314</b>	<b>\$0</b>	<b>\$0</b>	<b>\$0</b>	<b>\$1,256</b>
<b>Total</b>	<b>\$0</b>	<b>\$1865</b>	<b>\$1865</b>	<b>\$1865</b>	<b>\$1865</b>	<b>\$0</b>	<b>\$0</b>	<b>\$0</b>	<b>\$7,460</b>



MTA

## 2021 - 2024 Transportation Improvement Program

Transit

### Capital Assistance - Preventative Maintenance

<b>MPO ID</b>	WT2021-02.1	<b>Project Category</b>	TIP
<b>Resp. Agency</b>	MTA	<b>Functional Class</b>	NA
<b>Project Category</b>	Transit	<b>County</b>	MD Transit
<b>State</b>	Maryland	<b>Est. Total Cost</b>	\$1,440
<b>CIP or CTP ID(s)</b>	n/a	<b>Prior Years Cost</b>	\$0
		<b>Future Years Cost</b>	\$0

**Description:**

Capital Assistance for Washington County to provide public transit service in the area

**Limits:**

Areawide

**LRTP Relationship:**

Public Transit



**2021 - 2024 Transportation Improvement Program****Capital Assistance - Preventative Maintenance**

(Funding in Thousands)

**Section 5307 - Transit**

Phase	Prior Funds	FY 2021 Funds	FY 2022 Funds	FY 2023 Funds	FY 2024 Funds	FY 2025 Funds	FY 2026 Funds	Future Funds	Total Four-Year Funding Request
ENG	\$0	\$0	\$0	\$0	\$0	\$0	\$0	\$0	\$0
ROW	\$0	\$0	\$0	\$0	\$0	\$0	\$0	\$0	\$0
CON	\$0	\$0	\$0	\$0	\$0	\$0	\$0	\$0	\$0
Transit	\$0	\$300	\$280	\$280	\$280	\$0	\$0	\$0	\$1,140
MPO	\$0	\$0	\$0	\$0	\$0	\$0	\$0	\$0	\$0
<b>Subtotal</b>	<b>\$0</b>	<b>\$300</b>	<b>\$280</b>	<b>\$280</b>	<b>\$280</b>	<b>\$0</b>	<b>\$0</b>	<b>\$0</b>	<b>\$1,140</b>

**Local Funding - Washington County Transit**

Phase	Prior Funds	FY 2021 Funds	FY 2022 Funds	FY 2023 Funds	FY 2024 Funds	FY 2025 Funds	FY 2026 Funds	Future Funds	Total Four-Year Funding Request
ENG	\$0	\$0	\$0	\$0	\$0	\$0	\$0	\$0	\$0
ROW	\$0	\$0	\$0	\$0	\$0	\$0	\$0	\$0	\$0
CON	\$0	\$0	\$0	\$0	\$0	\$0	\$0	\$0	\$0
Transit	\$0	\$75	\$75	\$75	\$75	\$0	\$0	\$0	\$300
MPO	\$0	\$0	\$0	\$0	\$0	\$0	\$0	\$0	\$0
<b>Subtotal</b>	<b>\$0</b>	<b>\$75</b>	<b>\$75</b>	<b>\$75</b>	<b>\$75</b>	<b>\$0</b>	<b>\$0</b>	<b>\$0</b>	<b>\$300</b>



## 2021 - 2024 Transportation Improvement Program

## Capital Assistance - Preventative Maintenance

(Funding in Thousands)

## State Funding - Maryland Transit Administration

Phase	Prior Funds	FY 2021 Funds	FY 2022 Funds	FY 2023 Funds	FY 2024 Funds	FY 2025 Funds	FY 2026 Funds	Future Funds	Total Four-Year Funding Request
ENG	\$0	\$0	\$0	\$0	\$0	\$0	\$0	\$0	\$0
ROW	\$0	\$0	\$0	\$0	\$0	\$0	\$0	\$0	\$0
CON	\$0	\$0	\$0	\$0	\$0	\$0	\$0	\$0	\$0
Transit	\$0	\$0	\$0	\$0	\$0	\$0	\$0	\$0	\$0
MPO	\$0	\$0	\$0	\$0	\$0	\$0	\$0	\$0	\$0
<b>Subtotal</b>	<b>\$0</b>	<b>\$0</b>	<b>\$0</b>	<b>\$0</b>	<b>\$0</b>	<b>\$0</b>	<b>\$0</b>	<b>\$0</b>	<b>\$0</b>
<b>Total</b>	<b>\$0</b>	<b>\$375</b>	<b>\$355</b>	<b>\$355</b>	<b>\$355</b>	<b>\$0</b>	<b>\$0</b>	<b>\$0</b>	<b>\$1,440</b>



MTA

## 2021 - 2024 Transportation Improvement Program

Transit

### Capital Assistance - Small Paratransit Bus 504

<b>MPO ID</b>	WT2021-02.7	<b>Project Category</b>	TIP
<b>Resp. Agency</b>	MTA	<b>Functional Class</b>	NA
<b>Project Category</b>	Transit	<b>County</b>	MD Transit
<b>State</b>	Maryland	<b>Est. Total Cost</b>	\$309
<b>CIP or CTP ID(s)</b>	n/a	<b>Prior Years Cost</b>	\$0
		<b>Future Years Cost</b>	\$0

**Description:**

Capital Assistance for Washington County to continue to operate public transit service in the area

**Limits:**

Areawide

**LRTP Relationship:**

Public Transit





**2021 - 2024 Transportation Improvement Program****Capital Assistance - Small Paratransit Bus 504**

(Funding in Thousands)

**Section 5339 - Transit**

Phase	Prior Funds	FY 2021 Funds	FY 2022 Funds	FY 2023 Funds	FY 2024 Funds	FY 2025 Funds	FY 2026 Funds	Future Funds	Total Four-Year Funding Request
ENG	\$0	\$0	\$0	\$0	\$0	\$0	\$0	\$0	\$0
ROW	\$0	\$0	\$0	\$0	\$0	\$0	\$0	\$0	\$0
CON	\$0	\$0	\$0	\$0	\$0	\$0	\$0	\$0	\$0
Transit	\$0	\$70	\$60	\$60	\$60	\$0	\$0	\$0	\$250
MPO	\$0	\$0	\$0	\$0	\$0	\$0	\$0	\$0	\$0
<b>Subtotal</b>	<b>\$0</b>	<b>\$70</b>	<b>\$60</b>	<b>\$60</b>	<b>\$60</b>	<b>\$0</b>	<b>\$0</b>	<b>\$0</b>	<b>\$250</b>

**Local Funding - Washington County Transit**

Phase	Prior Funds	FY 2021 Funds	FY 2022 Funds	FY 2023 Funds	FY 2024 Funds	FY 2025 Funds	FY 2026 Funds	Future Funds	Total Four-Year Funding Request
ENG	\$0	\$0	\$0	\$0	\$0	\$0	\$0	\$0	\$0
ROW	\$0	\$0	\$0	\$0	\$0	\$0	\$0	\$0	\$0
CON	\$0	\$0	\$0	\$0	\$0	\$0	\$0	\$0	\$0
Transit	\$0	\$17	\$7	\$7	\$7	\$0	\$0	\$0	\$38
MPO	\$0	\$0	\$0	\$0	\$0	\$0	\$0	\$0	\$0
<b>Subtotal</b>	<b>\$0</b>	<b>\$17</b>	<b>\$7</b>	<b>\$7</b>	<b>\$7</b>	<b>\$0</b>	<b>\$0</b>	<b>\$0</b>	<b>\$38</b>



## 2021 - 2024 Transportation Improvement Program

## Capital Assistance - Small Paratransit Bus 504

(Funding in Thousands)

## State Funding - Maryland Transit Administration

Phase	Prior Funds	FY 2021 Funds	FY 2022 Funds	FY 2023 Funds	FY 2024 Funds	FY 2025 Funds	FY 2026 Funds	Future Funds	Total Four-Year Funding Request
ENG	\$0	\$0	\$0	\$0	\$0	\$0	\$0	\$0	\$0
ROW	\$0	\$0	\$0	\$0	\$0	\$0	\$0	\$0	\$0
CON	\$0	\$0	\$0	\$0	\$0	\$0	\$0	\$0	\$0
Transit	\$0	\$0	\$7	\$7	\$7	\$0	\$0	\$0	\$21
MPO	\$0	\$0	\$0	\$0	\$0	\$0	\$0	\$0	\$0
Subtotal	\$0	\$0	\$7	\$7	\$7	\$0	\$0	\$0	\$21
Total	\$0	\$87	\$74	\$74	\$74	\$0	\$0	\$0	\$309



MTA

## 2021 - 2024 Transportation Improvement Program

Transit

### Minivan replacement

**MPO ID** WT2021-03  
**Resp. Agency** MTA  
**Project Category** Transit  
**State** Maryland  
**CIP or CTP ID(s)** n/a

**Project Category** TIP  
**Functional Class** NA  
**County** MD Transit  
**Est. Total Cost** \$48  
**Prior Years Cost** \$0  
**Future Years Cost** \$0

**Description:**  
Minivan replacement - Section 5339

**Limits:**

n/a

**LRTP Relationship:**

Public Transit

No Map  
Available



## 2021 - 2024 Transportation Improvement Program

## Minivan replacement

(Funding in Thousands)

## Section 5339 - Transit

Phase	Prior Funds	FY 2021 Funds	FY 2022 Funds	FY 2023 Funds	FY 2024 Funds	FY 2025 Funds	FY 2026 Funds	Future Funds	Total Four-Year Funding Request
ENG	\$0	\$0	\$0	\$0	\$0	\$0	\$0	\$0	\$0
ROW	\$0	\$0	\$0	\$0	\$0	\$0	\$0	\$0	\$0
CON	\$0	\$0	\$0	\$0	\$0	\$0	\$0	\$0	\$0
Transit	\$0	\$39	\$0	\$0	\$0	\$0	\$0	\$0	\$39
MPO	\$0	\$0	\$0	\$0	\$0	\$0	\$0	\$0	\$0
<b>Subtotal</b>	<b>\$0</b>	<b>\$39</b>	<b>\$0</b>	<b>\$0</b>	<b>\$0</b>	<b>\$0</b>	<b>\$0</b>	<b>\$0</b>	<b>\$39</b>

## Local Funding - Washington County Transit

Phase	Prior Funds	FY 2021 Funds	FY 2022 Funds	FY 2023 Funds	FY 2024 Funds	FY 2025 Funds	FY 2026 Funds	Future Funds	Total Four-Year Funding Request
ENG	\$0	\$0	\$0	\$0	\$0	\$0	\$0	\$0	\$0
ROW	\$0	\$0	\$0	\$0	\$0	\$0	\$0	\$0	\$0
CON	\$0	\$0	\$0	\$0	\$0	\$0	\$0	\$0	\$0
Transit	\$0	\$9	\$0	\$0	\$0	\$0	\$0	\$0	\$9
MPO	\$0	\$0	\$0	\$0	\$0	\$0	\$0	\$0	\$0
<b>Subtotal</b>	<b>\$0</b>	<b>\$9</b>	<b>\$0</b>	<b>\$0</b>	<b>\$0</b>	<b>\$0</b>	<b>\$0</b>	<b>\$0</b>	<b>\$9</b>
<b>Total</b>	<b>\$0</b>	<b>\$48</b>	<b>\$0</b>	<b>\$0</b>	<b>\$0</b>	<b>\$0</b>	<b>\$0</b>	<b>\$0</b>	<b>\$48</b>



## Heavy Duty Bus Replacement

**MPO ID** WT2021-04  
**Resp. Agency** MTA  
**Project Category** Transit  
**State** Maryland  
**CIP or CTP ID(s)** n/a

**Project Category** TIP  
**Functional Class** NA  
**County** MD Transit  
**Est. Total Cost** \$391  
**Prior Years Cost** \$0  
**Future Years Cost** \$0

**Description:**  
Heavy duty bus replacement

**Limits:**

n/a

**LRTP Relationship:**

Public Transit

No Map  
Available



## Heavy Duty Bus Replacement

(Funding in Thousands)

### Section 5339 - Transit

Phase	Prior Funds	FY 2021 Funds	FY 2022 Funds	FY 2023 Funds	FY 2024 Funds	FY 2025 Funds	FY 2026 Funds	Future Funds	Total Four-Year Funding Request
ENG	\$0	\$0	\$0	\$0	\$0	\$0	\$0	\$0	\$0
ROW	\$0	\$0	\$0	\$0	\$0	\$0	\$0	\$0	\$0
CON	\$0	\$0	\$0	\$0	\$0	\$0	\$0	\$0	\$0
Transit	\$0	\$313	\$0	\$0	\$0	\$0	\$0	\$0	\$313
MPO	\$0	\$0	\$0	\$0	\$0	\$0	\$0	\$0	\$0
<b>Subtotal</b>	<b>\$0</b>	<b>\$313</b>	<b>\$0</b>	<b>\$0</b>	<b>\$0</b>	<b>\$0</b>	<b>\$0</b>	<b>\$0</b>	<b>\$313</b>

### Local Funding - Washington County Transit

Phase	Prior Funds	FY 2021 Funds	FY 2022 Funds	FY 2023 Funds	FY 2024 Funds	FY 2025 Funds	FY 2026 Funds	Future Funds	Total Four-Year Funding Request
ENG	\$0	\$0	\$0	\$0	\$0	\$0	\$0	\$0	\$0
ROW	\$0	\$0	\$0	\$0	\$0	\$0	\$0	\$0	\$0
CON	\$0	\$0	\$0	\$0	\$0	\$0	\$0	\$0	\$0
Transit	\$0	\$78	\$0	\$0	\$0	\$0	\$0	\$0	\$78
MPO	\$0	\$0	\$0	\$0	\$0	\$0	\$0	\$0	\$0
<b>Subtotal</b>	<b>\$0</b>	<b>\$78</b>	<b>\$0</b>	<b>\$0</b>	<b>\$0</b>	<b>\$0</b>	<b>\$0</b>	<b>\$0</b>	<b>\$78</b>
<b>Total</b>	<b>\$0</b>	<b>\$391</b>	<b>\$0</b>	<b>\$0</b>	<b>\$0</b>	<b>\$0</b>	<b>\$0</b>	<b>\$0</b>	<b>\$391</b>