



## Hagerstown/Eastern Panhandle Metropolitan Planning Organization



## FY 2019—2022 Transportation Improvement Program (TIP)

Adopted April 11, 2018



## Transportation Improvement Program - FY 2019-2022

### Table of Contents

---

|                                |    |
|--------------------------------|----|
| Information about the TIP      | 1  |
| TIP Narrative                  | 1  |
| Funding Codes by Location      | 24 |
| Project Summaries without Maps | 30 |
| Roadways Category              | 30 |
| Transit Category               | 47 |
| Appendices                     | 53 |
| TIP Appendices                 | 53 |

## **Hagerstown / Eastern Panhandle Metropolitan Planning Organization**

33 West Washington Street, 4<sup>th</sup> Floor, Suite 402

Hagerstown, MD 21740

Website: [www.hepmpo.net](http://www.hepmpo.net)

Email: [info@hepmpo.net](mailto:info@hepmpo.net)

### **FY 2019 – 2022 Transportation Improvement Program**

#### **Revision History**

Adopted:

April 11, 2019

Revised:

May 16, 2018

July 2, 2018 (Administrative – EPTA)

July 6, 2018 (Administrative – WV DOH)

August 22, 2018

October 17, 2018

December 10, 2018 (Administrative – WV DOH)

January 16, 2019

February 1, 2019 (Administrative – EPTA)

March 20, 2019

May 15, 2019

August 21, 2019

October 16, 2019

January 15, 2020

February 10, 2020 (Administrative – EPTA)

## **INTRODUCTION**

The Transportation Improvement Program, or TIP, is a short range program of projects, usually 2-4 years and is a prerequisite for federal funding assistance for implementing transportation projects in a metropolitan planning area. The TIP includes highway, public transportation, and other surface transportation projects. It may also include aviation and waterway projects as applicable to a particular region. As stated in the Code of Federal Regulations (CFR) Title 49 Part 1410.324, the designated Metropolitan Planning Organization (MPO) is responsible for advancing the TIP in a metropolitan planning area. The Hagerstown-Eastern Panhandle Metropolitan Planning Organization is the designated MPO (HEPMPO) for the Hagerstown (Martinsburg), MD-WV-PA Urbanized Area. In urbanized areas less than 200,000 population (such as the HEPMPO), the MPO develops the transportation program in cooperation with each affected State Highway Agency and any involved public transit operator. By rule, the HEPMPO Interstate Council first adopts the transportation program followed by approval and inclusion into the respective State Transportation Improvement Programs for Maryland and West Virginia. This inclusion follows approval by the appropriate Governor's office.

In July 2012 the President of the United States signed into law a new transportation planning bill known as Moving Ahead for Progress in the 21<sup>st</sup> Century Act (MAP-21). MAP-21 established new provisions to the metropolitan planning process that are designed to establish a transparent accountable, decision making framework for the MPO to identify multi-modal capital investment and project priorities. In December 2015, the Fixing America's Surface Transportation act (FAST) was passed which continues new performance based planning and programming (PBPP) initiatives for metropolitan transportation planning introduced in MAP-21. Currently, the Federal Highway Administration is in the process of drafting guidance documents for the MPOs. According to the law, once the guidance documents have been released by FHWA, the State Departments of Transportation will have twelve (12) months to develop performance measures and statewide targets. Once the State DOTs have completed their work, the MPOs then have an additional six (6) months to integrate region-specific performance measures and targets into planning documents.

The TIP must be a fiscally balanced listing of projects and must list how each project sponsor plans to implement the project over the next four years. Additionally, the TIP indicates all available public and private revenues and/or resources expected to finance the program including any or all-innovative fiscal techniques to carry out the program. However, if additional or alternate financial resources not initially identified in the TIP become available at a future date, the HEPMPO may adopt a revision to include other projects or funding strategies. Finally, if funding becomes available in the current fiscal year for a project listed in the program's subsequent years, that project can be advanced (that is, moved forward into the current fiscal year fund cycle) without an amendment or revision with written concurrence from the HEPMPO.

Federal legislation requires the TIP be available for public input and review in draft form before formal adoption by the MPO. In response, the HEPMPO Interstate Council has an adopted Public Participation Plan that includes a variety of strategies to engage local constituency such as

newspaper publications, e-mail notifications, and visualization techniques (e.g. maps, aerial photography, pictures, or simplified plans depicting a program of projects).

Further, legislation defines the TIP as a short-range four-year priority listing of local, state, and federal projects and strategies consistent with the goals and objectives established in the metropolitan area's Long Range Transportation Plan (LRTP). As is common transportation planning practice, the HEPMPO develops its LRTP through a continuing, cooperative, and comprehensive process (referred to as the 3-C Planning Process). The LRTP considers an intermodal transportation system comprised of two distinct elements: highways and non-highways facilities. The highway element incorporates the preservation, safety, and aesthetic enhancements, of bridges, highways, and streets as well as any new construction projects that are funded in part with federal funds or that projects that are determined to be regionally significant for air quality conformity reasons. The non-highway component includes public transit services and bicycle and pedestrian facilities.

The FY 2019-2022 Transportation Improvement Program (TIP) for the Hagerstown/Eastern Panhandle Metropolitan Planning Organization (HEPMPO) includes projects and improvements for which implementation is anticipated in the next four-year period. Projects programmed in the two years following the official four-year TIP are shown for informational purposes only. The primary interest of the TIP is the current FY projects. Programming of funding for projects is based on a July 1 fiscal year start date. Counties within the HEPMPO area for which projects have been identified in the FY 2019-2022 TIP include: Washington County, MD; Berkeley County, WV and Jefferson County, WV.

Previous legislation regarding metropolitan transportation planning required that the MPO make a conformity determination on any new or amended TIP. However, effective October 24, 2016, the 1997 Primary Annual PM-2.5 National Ambient Air Quality Standards (NAAQS) was revoked in attainment and maintenance areas (see 81 FR 58009). Presently, all three counties in the HEPMPO region are in attainment. Therefore, conformity analysis for the FY 2019-2022 TIP was not required.

While the TIP is primarily intended to identify federally funded projects, regulations also require the identification of regionally significant projects, even if they are funded without federal assistance. Any non-federally funded projects meeting the regional significant criteria have been identified and included in the TIP in Section 6.3.

The following agencies were provided opportunities for input into the development of this document: The West Virginia DOT (WVDOT), Maryland DOT (MDOT), Maryland Transit Administration (MTA), Maryland State Highway Association (SHA), Pennsylvania DOT (Penn DOT), Maryland and WV Federal Highways, the Federal Transit Administration, Washington County Commuter, the Eastern Panhandle Transit Authority (EPTA) and local governments. Other interested parties have been provided opportunity to provide input through HEPMPO's public comment process.

**\*\*Disclaimer\*\*** *"The mapping products in this document are for informational purposes and may not have been prepared for, or be suitable for legal, engineering, or surveying purposes. Users of this information should review or consult the primary data and information sources to ascertain the usability of the information."*

## **GLOSSARY OF ABBREVIATIONS**

### **Agencies (Transportation):**

#### **Federal**

|      |                                 |
|------|---------------------------------|
| FHWA | Federal Highway Administration  |
| FTA  | Federal Transit Administration  |
| EPA  | Environmental Protection Agency |

#### **State**

|         |  |
|---------|--|
| MDOT    | Maryland Department of Transportation                |
| MDE     | Maryland Department of the Environment               |
| MTA     | Maryland Transit Administration                      |
| SHA     | Maryland State Highway Administration                |
| PennDOT | Pennsylvania Department of Transportation            |
| WVDOH   | West Virginia Department of Highways                 |
| WVDOT   | West Virginia Department of Transportation           |
| WVDPT   | West Virginia Department of Public Transit           |
| WVDEP   | West Virginia Department of Environmental Protection |

#### **Local**

|       |  |
|-------|--|
| FCMPO | Franklin County Metropolitan Planning Organization |
|-------|--|

|        |   |
|--------|---|
| HEPMPO | Hagerstown/Eastern Panhandle Metropolitan Planning Organization |
|--------|---|

|      |                                |
|------|--------------------------------|
| AQAC | Air Quality Advisory Committee |
|------|--------------------------------|

|     |                    |
|-----|--------------------|
| ISC | Interstate Council |
|-----|--------------------|

|      |                                |
|------|--------------------------------|
| LRTP | Long Range Transportation Plan |
|------|--------------------------------|

|     |                              |
|-----|------------------------------|
| TAC | Technical Advisory Committee |
|-----|------------------------------|

#### **Transit**

|      |                                     |
|------|-------------------------------------|
| EPTA | Eastern Panhandle Transit Authority |
|------|-------------------------------------|

|     |                           |
|-----|---------------------------|
| WCT | Washington County Transit |
|-----|---------------------------|

### **Federal Funding Types & Other**

|    |                       |
|----|-----------------------|
| AC | Advanced Construction |
|----|-----------------------|

|     |                                 |
|-----|---------------------------------|
| ADA | Americans with Disabilities Act |
|-----|---------------------------------|

|    |                    |
|----|--------------------|
| BR | Bridge Replacement |
|----|--------------------|

|    |                       |
|----|-----------------------|
| BH | Bridge Rehabilitation |
|----|-----------------------|

|     |               |
|-----|---------------|
| CAA | Clean Air Act |
|-----|---------------|

|      |                                     |
|------|-------------------------------------|
| CMAQ | Congestion Management & Air Quality |
|------|-------------------------------------|

|     |   |
|-----|---|
| DPC | Demonstration Project Congestion Relief |
|-----|---|

|       |  |
|-------|--|
| DPI   | TEA 21 High Priority Project                               |
| -E    | Following Another Funding Type Indicates Enhancement Funds |
| EAC   | Early Action Compact                                       |
| EB    | Equity Bonus   |
| EMRK  | Earmark Funding  |
| FA    | Federal Aid  |
| HSIP  | Highway Safety Improvement Program                         |
| HUBT  | Highway Bill - Unobligated Balance Transfer                |
| IM    | Interstate Maintenance                                     |
| JARC  | Job Access and Reverse Commute                             |
| LEP   | Limited English Proficiency                                |
| MA    | Minimum Allocation   |
| NAAQS | National Ambient Air Quality Standards                     |
| NCPD  | National Corridor Planning and Development                 |
| NH    | National Highway System                                    |
| NHPP  | National Highway Performance Program                       |
| NHST  | National Highway System & Surface Transportation Program   |
| NRT   | National Recreation Trail                                  |
| RTP   | Recreational Trails Program                                |

|              |  |
|--------------|--|
| RR/HWY       | Railroad/Highway Program   |
| SB           | Scenic Byway   |
| STBG         | Surface Transportation Block Grant                                 |
| STIP         | State Transportation Improvement Program                           |
| STP          | Surface Transportation Program                                     |
| SRTS         | Safe Routes to School  |
| TAP          | Transportation Alternatives Program                                |
| TIP          | Transportation Improvement Program                                 |
| Section 5307 | FTA Urbanized Area Formula Program                                 |
| Section 5309 | FTA Capital Program  |
| Section 5310 | FTA Enhanced Mobility of Seniors and Individuals with Disabilities |
| Section 5339 | FTA Buses and Bus Facilities Grants Program                        |
| TCSP         | Transportation, Community, and System Preservation Program         |

**Highway Route Designations:**

|       |                             |
|-------|-----------------------------|
| CR    | County Route                |
| I, IR | Interstate Route            |
| SR    | State Route (also WV or MD) |
| US    | United States Route         |

**Phase of Work:**

|            |                             |
|------------|-----------------------------|
| PP         | Project Planning            |
| PE or ENG  | Project Engineering, Design |
| R/W or ROW | Right of Way                |
| CON        | Construction                |

**Other:**

|        |   |
|--------|---|
| ARRA   | American Recovery and Reinvestment Act                    |
| FAST   | Fixing America's Surface Transportation Act               |
| FY     | Fiscal Year   |
| I/C    | Interchange   |
| I/S    | Intersection  |
| MAP-21 | Moving Ahead for Progress in the 21 <sup>st</sup> Century |
| N/A    | Not Applicable  |
| OP     | Overpass  |

|            |  |
|------------|--|
| SAFETEA-LU | Safe, Accountable, Flexible, Efficient Transportation Equity Act: A Legacy for Users |
| TAM        | Transit Asset Management   |
| TPM        | Transportation Performance Measure   |
| TEA        | Transportation Enhancement Act   |



## **MARYLAND PORTION**

### **Maryland Project Selection Process**

The Maryland Department of Transportation (MDOT) manages metropolitan and rural area projects programmed in the TIP for Washington County. The MDOT has the authority to obligate federal transportation funding for eligible projects. The MDOT selects projects and provide project information and detail to HEPMPO for MPO consideration and inclusion in the regions TIP. The HEPMPO then works with the local government officials, organizations, special interests and the general public to develop the local TIP through a metropolitan area planning process that is coordinated, cooperative and comprehensive (3C Planning Process).

Project priorities have remained consistent over the last several TIP cycles. Focus has been primarily on system maintenance and preservation. Expansion projects have been limited due to financial constraints.

### **Maryland Transportation Projects**

There are projects in the Washington County portion of the TIP are identified and proposed by the MDOT. These projects are developed and presented by MDOT and MDOT has the final responsibility for selecting, financing, and managing all projects. The HEPMPO planning activities in cooperation with the local governments may help to provide supporting documentation for the transportation projects programmed. There have not been any significant delays in implementing any major projects contained within this TIP.

### **Maryland Prior Year Obligated Projects**

A list of Maryland Highway and Transit project which were outlined in previous TIP years and that have received financial obligation between July 1, 2016 and June 30, 2018 are contained within Appendix F.

### **Maryland Financial Plan**

Federal transportation regulations require the HEPMPO to develop a fiscally balanced metropolitan TIP. Funding sources and cost estimates for professional engineering, right of way acquisition, and construction for programmed projects found in the first two years of the TIP cannot exceed anticipated federal, state, and local resources. Since the regulations do not classify the Hagerstown (Martinsburg) MD-WV-PA as a Transportation Management Area (TMA), an area with a population greater than 200,000, the MDOT must demonstrate financial constraint for each project programmed in the TIP for Washington County in Maryland. The financial considerations are conducted as part of the development of the STIP.

### **Maryland Public Transportation Programs**

Washington County Transit, also known as County Commuter, is the program manager for FTA §5307 Urbanized Formula funds for public transportation in Hagerstown, MD. Washington County, MD is the official recipient of the FTA funding and then, by agreement sub-allocates the federal funds to the County Commuter. In turn, the County Commuter provides public transit services for the City and eligible surrounding areas. The County Commuter recovers 50% of its operating costs less fare revenues and 80% of its capital improvement and preventive maintenance expenses as well as planning expenditures from FTA. Washington County then provides the County Commuter with cash funds and in-kind services for the remaining expenses as required for local match of the FTA program. With the cooperation of the Maryland Transit Administration, the County Commuter also receives funding for qualifying projects through the FTA §5309 Statewide Grant Program. In the past, the MTA has assisted the County Commuter with matching funds for capital improvements such as vehicle maintenance and replacements under the FTA §5309 Program.

### **Maryland Federal Aid Highway System Projects**

Washington County, like other jurisdictions across the country, receives funding from the Federal Highway Trust Fund to use on designated federal aid highway systems. This funding is generated through user taxes on fuel, tire, and truck and trailer sales. Using their own priority ranking system, Washington County includes federal aid systems in their Capital Improvement Program. Below is a listing of current projects contained in the adopted FY 2020-2029 Washington County Capital Improvement Program. These projects are also included in the TIP as a line item project (W2019-07).

| Project Name                    | Project Description     | Funding Fiscal Year                            | Project Funding Total (000's)                  | Federal Funding                                |
|---------------------------------|-------------------------|--|--|--|
| Crystal Falls Dr Bridge (W3051) | Repair two lane bridge  | PE – FY 2015<br>CON - FY 2022                  | PE - \$373.7<br>CON - \$1,179.0                | PE - \$299.0<br>CON - \$943.2                  |
| Keedysville Rd Bridge (W5651)   | Rehab stone arch bridge | PE – FY 2015<br>CON - FY 2021<br>CON - FY 2022 | PE - \$257.6<br>CON - \$676.0<br>CON - \$676.0 | PE - \$206.1<br>CON - \$540.8<br>CON - \$540.8 |
| Poffenberger Rd Bridge (W4011)  | Rehab stone arch bridge | CON - FY 2016                                  | CON - \$521.7                                  | CON - \$376.6                                  |

|                                   |                         |  |  |  |
|-----------------------------------|-------------------------|--|--|--|
| Poffenberger Rd Bridge (W4012)    | Rehab stone arch bridge | PE - FY 2015<br>CON – FY 2015                  | PE - \$202.0<br>CON - \$1,097.9                    | PE - \$161.6<br>CON - \$878.3                      |
| Roxbury Rd. Bridge (W5372)        | Repair two lane bridge  | PE-FY 2015<br>CON – FY 2024<br>CON – FY 2025   | PE - \$418.2<br>CON - \$1,363.0<br>CON - \$1,363.0 | PE - \$334.6<br>CON - \$1,090.4<br>CON - \$1,090.4 |
| Halfway Boulevard Bridges (W0912) | Repair Bridges          | PE – FY 2018<br>CON – FY 2021<br>CON – FY 2022 | PE - \$206.5<br>CON - \$1,007.0<br>CON - \$882.0   | PE - \$165.2<br>CON - \$805.6<br>CON - \$705.6     |
| Slabtown Road Bridge              | Bridge Construction     | PE – FY 2019<br>CON – FY 2022<br>CON – FY 2023 | PE - \$200.0<br>CON - \$1,000.0<br>CON - \$2,600.0 | PE - \$0.0<br>CON - \$800.0<br>CON - \$2,035.0     |

### **Maryland Projects Between Funding Stages**

In addition to the Federal Aid Highway System Projects under which funding is provided to Washington County, MD, the County also programs various highway projects in its Capital Improvement Program using local (non-federal, non-state) funding sources. It is not uncommon for Washington County to program construction dollars over multiple fiscal years for purposes of accruing all needed project funds prior to beginning actual project construction. These projects may be eligible for alternative federal funding (ie competitive grants):

| TIP ID   | Project Name               | Project Description       | Funding Fiscal Year | Project Funding Total (000's) | Federal Funding (000's) |
|----------|----------------------------|---------------------------|---------------------|-------------------------------|-------------------------|
| W2017-09 | Eastern Boulevard Extended | Construct new 4-lane road | PE - FY 2016        | PE - \$199.2                  | PE - \$88.9             |

### **WEST VIRGINIA PORTION**

#### **West Virginia Project Selection Process**

The West Virginia Department of Transportation (WVDOT) manages all metropolitan and rural area projects programmed in the TIP. Projects in the region's TIP are developed in cooperation with the WVDOT. In general, WVDOT selects projects through planning activities conducted by WVDOT and the MPO. Project information and detail is then provided to HEPMPO for MPO consideration and inclusion in the regions TIP. The HEPMPO then works with the local government officials, organizations, special interests and the general public to develop the local TIP. The entire

process is conducted using a metropolitan area planning process that is coordinated, cooperative and comprehensive, otherwise known as the 3C Planning Process.

Project priorities have remained consistent over the last several TIP cycles. Focus has been primarily on system maintenance and preservation. Expansion projects have been limited due to financial constraints.

### **West Virginia Transportation Projects**

Projects in the Berkeley and Jefferson County portions of the TIP are identified and proposed by the WVDOT. The projects are developed and presented by WVDOT and they have the final responsibility for selecting, financing, and managing all projects. The HEPMPO planning activities in cooperation with the local governments may help to identify and provide supporting documentation for the transportation projects programmed. Projects proposed through the HEPMPO planning process are considered by WVDOT on a statewide basis and programmed at the discretion of the WVDOT. There have not been any significant delays in implementing any major projects contained within this TIP.

### **West Virginia Projects Outside of TIP Funding Years**

At times it may be necessary for the WV DOT to advise HEPMPO about projects that will be allocated funding in a fiscal year beyond the current four-year funding cycle. The project(s) listed below have had funding identified by the WV DOT and will be amended when the identified dates fall within the four-year window:

B2017-03 – Middleway Bridge – FY 2023 – CON - \$6,119,000 (\$4,895,200 Federal (STP); \$1,223,800 State)

### **West Virginia Prior Year Obligated Projects**

A list of West Virginia Highway and Transit project which were outlined in previous TIP years and that have received financial obligation between July 1, 2016 and June 30, 2018 are contained within Appendix G.

### **West Virginia Financial Plan**

Federal transportation regulations require the HEPMPO to develop a fiscally balanced metropolitan TIP. The FAST Act requires in air quality maintenance or non-attainment areas that projects in the first two years of the TIP be limited to those for which funds are available or committed. Therefore, funding sources and cost estimates for professional engineering, right of way acquisition, and construction for programmed projects found in the first two years of the TIP cannot exceed anticipated federal, state, and local resources. WVDOT and HEPMPO work cooperatively in developing the region's TIP and demonstrating fiscal constraint.

### **West Virginia Public Transportation Programs**

The Eastern Panhandle Transit Authority (EPTA) is the program manager for FTA §5307 Urbanized Formula funds for public transportation in Berkeley and Jefferson counties. EPTA is a direct recipient of the FTA funding. EPTA provides public transit services for the City of Martinsburg and other municipalities and areas within Berkeley and Jefferson counties. In the previous years, EPTA operated under the state's rural transit providers and has received funding for qualifying projects through the FTA §5309 Statewide Grant Program. While under the rural program, the West Virginia Division of Public Transit provided assistance to EPTA with matching funds for capital improvements such as vehicle maintenance and replacements under the FTA §5309 Program. However, since EPTA has been transitioned to a fully funded direct FTA §5307 urban transit system, EPTA will be required to secure more local funding to meet the operating, capital and planning match requirements. Under the urban transit system program status, EPTA recovers 50% of its operating costs less fare revenues and 80% of its capital improvement and preventative maintenance expenses as well as planning expenditures from the FTA funding allocated to them as an urban system. EPTA uses various methods, including advertising and soliciting support from county and municipal governments to offset the remaining funding as required for local match of the FTA program. WVDPT, EPTA and HEPMPO work cooperatively in developing the region's TIP and demonstrating fiscal constraint.

## **PENNSYLVANIA PORTION**

### **Franklin County Metropolitan Planning Organization**

Following the completion of the 2010 Decennial Census, additional areas in Franklin County, PA, including Greencastle, were included in the designated urbanized area of the HEPMPO. A new urbanized area was also designated around the Town of Chambersburg, PA. As a result of the new designations, the Franklin County Metropolitan Planning Organization (FCMPO) was formed. It was the stated desire of the newly designated FCMPO to manage the transportation planning efforts in the entire County of Franklin, including the areas located within the HEPMPO. After much collaboration between the Pennsylvania Department of Transportation (PennDOT), MDOT, FCMPO and HEPMPO, a memorandum of understanding was drafted and signed by the respective MPO chairpersons stating that all planning activities including LRTP development, TIP management, and UPWP planning are to be handled by the FCMPO. In order to maintain a bond between the two MPO's, a reciprocal non-voting member of each organization is invited to attend regular meetings. A copy of the executed MOU is included in Appendix C.

## **TRANSPORTATION CONFORMITY**

**\*\*\*Effective October 24, 2016, the 1997 Primary Annual PM-2.5 National Ambient Air Quality Standards (NAAQS) was revoked in attainment and maintenance areas (see 81 FR 58009). Presently, all counties within the HEPMPO region are in attainment for all critical pollutants. Therefore, conformity analysis for the FY 2019-2022 TIP is not required\*\*\***

**The following information, while no longer applicable to HEPMPO, has been kept within the FY 2019-2022 TIP as documentation of past regulations and compliance by the HEPMPO.**

### **Background of Transportation Conformity**

The Clean Air Act (CAA) has a lengthy history in the United States. The foremost purpose of the Clean Air Act has been to protect air quality and reduce air pollution. The CAA has been amended several times since its inception with the most recent changes occurring in 1990. Currently, the CAA establishes standards, known as the National Ambient Air Quality Standards (NAAQS), to protect air quality and limit air pollution. These standards are governed by the United States Environmental Protection Agency (EPA) and are periodically reviewed and, when deemed appropriate, revised to improve air quality.

Amendments to the CAA adopted in 1990 tied transportation planning and air quality issues together by requiring that the US Department of Transportation cannot fund, authorize, or approve Federal actions to support programs or projects that are not first found to conform to the Clean Air Act requirements. Federal transportation agencies (mainly FHWA and FTA) regulate transportation conformity through the transportation planning process by requiring a conformity determination be made every three years or when transportation plans or TIPs are updated.

#### **HEPMPO Attainment Status**

While the HEPMPO functions as one urbanized unit consisting of three states and four counties, the EPA designated attainment areas in this region are made on county-by-county basis. Portions of the MPO Planning area were designated to be in non-attainment for two of the six defined NAAQS, ozone and fine particulate matter (PM<sub>2.5</sub>). Franklin County, Pennsylvania has been found to be in attainment for all NAAQS by the EPA.

#### Ozone

In December 2002, Washington County, Maryland and Berkeley and Jefferson Counties in West Virginia entered into agreements with the EPA to take a proactive approach to reduce air pollution in their respective regions in accordance with the adopted standards for ozone. In April 2004, all three counties were found to be in non-attainment for the new ozone standards but were given a deferred status due to Early Action Compact (EAC) agreements with the EPA. On April 15, 2008, Washington County, Maryland and Berkeley and Jefferson Counties in West Virginia were designated to attainment for the 8-Hour Ozone NAAQS [Agency / Docket #s EPA-HQ-OAR-2008-0006; FRL-8550-1] after demonstrating compliance through their respective EAC's. However, if changes to the ozone standards are implemented at a more restrictive level in the future, it could result in a re-designation of non-attainment. The MPO staff will continue to monitor the progress of this issue and will respond appropriately.

#### Fine Particulate Matter (PM<sub>2.5</sub>)

In April 2005, the EPA announced final attainment designations for PM<sub>2.5</sub> across the country. As part of the process, Washington County, MD and Berkeley County, WV were designated as non-attainment areas for fine particulate matter. With the implementation of these designations, the EPA required all non-attainment areas to demonstrate transportation conformity by April 2006.

In January 2010, the EPA determined that both Washington County, MD and Berkeley County, WV have met the PM<sub>2.5</sub> standard based on three consecutive years of “clean” monitoring data. Because of this designation, the West Virginia Department of Environmental Protection and the Maryland Department of Environment submitted air quality attainment and maintenance plans (SIPs) to the EPA (on August 5, 2013 and December 12, 2013, respectively).

On November 25, 2014, the EPA approved the State of West Virginia's request to redesignate to attainment the West Virginia portion of the Martinsburg-Hagerstown, WV-MD nonattainment area (the Martinsburg Area or Area) for the 1997 annual fine particulate matter (PM<sub>2.5</sub>) national ambient air quality standard (NAAQS) [Agency / Docket #s EPA-R03-OAR-2013-0690; FRL-9919-65-Region 3]. The EPA also approved, as a revision to the West Virginia State Implementation Plan (SIP), the associated maintenance plan to show maintenance of the 1997 annual PM<sub>2.5</sub> NAAQS through 2025 for the Area. As part of the action, the EPA made a determination that the Martinsburg Area continues to attain the 1997 annual PM<sub>2.5</sub> NAAQS. The maintenance plan includes the 2017 and 2025 PM<sub>2.5</sub> and nitrogen oxides (NO<sub>x</sub>) mobile vehicle emissions budgets (MVEBs) for Berkeley County, West Virginia for the 1997 annual PM<sub>2.5</sub> NAAQS which EPA approved for transportation conformity purposes. Furthermore, the EPA approved, as a revision to the West Virginia SIP, the 2007 base year emissions inventory for the Area for the 1997 annual PM<sub>2.5</sub> NAAQS. The actions were taken under the Clean Air Act (CAA).

Subsequently, on December 16, 2014, the EPA approved the State of Maryland's request to redesignate to attainment the Maryland portion of the Martinsburg-Hagerstown, WV-MD Nonattainment Area (Martinsburg Area or Area) for the 1997 annual fine particulate matter (PM<sub>2.5</sub>) national ambient air quality standard (NAAQS) [Agency / Docket #s EPA-R03-OAR-2014-0281; FRL-9920-42-Region 3]. The Maryland portion of the Martinsburg Area is comprised of Washington County, Maryland. As stated above, the EPA found that the Martinsburg Area attained the standard and continues to attain the standard. In addition, the EPA approved, as a revision to the Maryland State Implementation Plan (SIP), the Washington County maintenance plan to show maintenance of the 1997 annual PM<sub>2.5</sub> NAAQS through 2025 for the Maryland portion of the Area. The maintenance plan includes the 2017 and 2025 PM<sub>2.5</sub> and nitrogen oxides (NO<sub>x</sub>) mobile vehicle emissions budgets (MVEBs) for Washington County, Maryland for the 1997 annual PM<sub>2.5</sub> NAAQS, which EPA proposed to approve for transportation conformity purposes. The actions were being taken under the Clean Air Act (CAA).

A transportation air quality conformity analysis for PM<sub>2.5</sub> performed for HEPMPO's FY 2014-2017 TIP and the 2040 Long Range Transportation Plan was found in conformance by the US EPA, FTA and FHWA on July 1, 2014.

### **Conformity Determination Process & Findings**

Due to the revocation of the 1997 Primary Annual PM-2.5 National Ambient Air Quality Standards (NAAQS), a conformity determination was not needed for preparation of the FY 2019-2022 TIP.

#### **Other Non-Federally Funded, Regionally Significant Projects**

While most regionally significant transportation projects within the HEPMPO region are supported with State or Federal funding, there are occasionally projects that are funded either with developer contributions, local contributions, or a combination of both. Because there are no Federal or State funds involved in these projects they do not appear on the list of proposed projects within the HEPMPO TIP.

All of the projects listed below are located with Washington County:

| Project Name                           | Description                           | Est. Start of Construction | Est. Cost (000's) |
|--|---------------------------------------|----------------------------|-------------------|
| Professional Blvd.<br>Phase I - Bridge | Bridge over Antietam Creek            | FY 2020                    | \$10,823.0        |
| Eastern Boulevard<br>Widening Phase 1  | Widen roadway from 2 lanes to 4 lanes | FY 2021                    | \$8,967.1         |

Source: Washington County Capital Improvement Plan FY 2020

### **PERFORMANCE MEASURES**

#### **Transit Asset Management**

Under the requirements of MAP-21, the Federal Transit Administration (FTA) Transit Asset Management Final Rule was published July 26, 2016 in the Federal Register and became effective October 1, 2016. The final rule established minimum Federal requirements for transit asset management that include:



- Establishing Transit Asset Management (TAM) Performance Targets
- Coordinating the Performance Targets with the State DOT and MPOs
- Develop of Transit Asset Management Plans (TAMP)
- Reporting of asset inventories, conditions, and performance measures through the National Transit Database

The above requirements apply to all recipients of Federal financial assistance under 49 U.S.C. Chapter 53 who own, operate, or manage public transportation capital assets. Transit Asset Management (TAM), is a model that uses the condition of assets to guide the optimal prioritization of funding at transit agencies in order to keep transit networks in a 'State of Good Repair' (SGR).

The FTA is implementing TAM using a two-tiered approach in order to reduce TAM requirements for agencies operating smaller fleets. They are defined as such:

- Tier I: A Tier I provider is a recipient who owns, operates, or manages 101 or more vehicles in revenue service during peak regular service across all fixed route modes or in any one non-fixed route mode, or who operates rail transit.
- Tier II: A Tier II provider is a recipient who owns, operates, or manages 100 or fewer vehicles in revenue service during peak regular service across all non-rail fixed route modes or in any one non-fixed route mode; a sub-recipient under the 5311 Rural Area Formula program; a sub-recipient under the 5310 Seniors and Individuals with Disabilities program who operates an open-door service; or any American Indian tribe.

Within the HEPMPO region, both the Washington County Transit (WCT) and Eastern Panhandle Transit Authority (EPTA) are classified as Tier II operators. The final performance measures that all Tier II Locally Operated Transit Services (LOTS) will be required to adopt are:

- **Rolling Stock (Revenue Vehicles):** % of revenue vehicles within a particular asset class that have met or exceeded their useful life benchmark
- **Facilities:** % of facilities with a condition rating below 3.0 on the FTA Transit Economic Requirements Model (TERM) scale
- **Infrastructure (Guideway):** % of guideway directional route miles with performance restrictions by class (*not applicable to the HEPMPO region*)
- **Equipment (Non-revenue vehicles):** % of vehicles that have met or exceeded their useful life benchmark

To create consistency across Maryland, the Maryland Transit Authority (MTA) coordinated the participation of all Tier II LOTS in a group-effort to develop a single set of unified TAM performance targets. These targets were then adopted by WCT and are shown in the charts below.

Similarly, the West Virginia Division of Public Transit (WV DPT) also coordinated all of the Tier II LOTS in West Virginia in the development of a single set of unified TAM performance targets. EPTA then adopted the targets as shown in the charts below.

Per the requirements of the TAM Final Rule, HEPMPO has coordinated with MTA and WV DPT in establishing the performance targets for the above categories. HEPMPO acknowledges that the transit projects contained within the TIP will help achieve the SGR targets.

#### Maryland – Washington County Transit (WCT)

The WCT performance targets are as follows:

**Rolling Stock (Revenue Vehicles): % of assets at or past their useful life**

| Asset Class (NTD)*          | Baseline (% past useful life) | FY 2020 Targets <sup>1</sup> |
|-----------------------------|-------------------------------|------------------------------|
| Bus (Heavy and Medium Duty) | 17%                           | 11.5%                        |
| Cutaway Bus                 | 17%                           | 14.5%                        |
| Automobile                  | 33%                           | 33.0%                        |
| Van                         | 30%                           | 25.5%                        |

**Equipment (Non-revenue vehicles): % of assets at or past their useful life**

| Asset Class (NTD)*                | Baseline (% past useful life) | FY 2020 Targets |
|-----------------------------------|-------------------------------|-----------------|
| Trucks/Other Rubber Tire Vehicles | 30%                           | 37.5%           |

**Facilities: % of assets rated below condition '3' on the TERM scale**

| Asset Class (NTD)*          | Baseline (% below '3' on TERM Scale) | FY 2020 Targets |
|-----------------------------|--------------------------------------|-----------------|
| Administrative/ Maintenance | 4%                                   | 4%              |
| Passenger / Parking         | 0%                                   | 0%              |

\* The National Transit Database (NTD), administered by FTA

West Virginia – Eastern Panhandle Transit Authority (EPTA)

The EPTA performance targets are as follows:

| Category      | Class                | 2019 Actual* | 2020 Targets <sup>2</sup> |
|---------------|----------------------|--------------|---------------------------|
| Rolling Stock | 12 Year / 500K Miles | 93%          | 94%                       |
|               | 10 Year / 350K Miles | 83%          | 85%                       |
|               | 7 Year / 200K Miles  | 83%          | 85%                       |
|               | 5 Year / 150K Miles  | 87%          | 88%                       |

<sup>1</sup> Maryland MTA TAM Baseline and FY 2020 Targets updated January 15, 2020

<sup>2</sup> West Virginia DPT TAM FY 2020 Targets updated January 15, 2020

|           |                             |      |      |
|-----------|-----------------------------|------|------|
|           | 4 Year / 100K Miles         | 86%  | 89%  |
| Facility  | Admin, Maintenance, Storage | 100% | 100% |
|           | Transfer Center             | 100% | 100% |
| Equipment | Support Vehicles            | 75%  | 77%  |
|           | Maintenance-Equip           | 100% | 73%  |

\* The National Transit Database (NTD), administered by FTA

### Safety Performance Measures

On March 15, 2016, The Federal Highway Administration (FHWA) published the Safety Performance Management Measures (Safety PM) Final Rule in the Federal Register, with an effective date of April 14, 2016. Safety Performance Management is part of the overall FHWA Transportation Performance Management (TPM) program. The Safety PM Final Rule supports the Highway Safety Improvement Program (HSIP), as it establishes safety performance measures to carry out the HSIP and to assess serious injuries and fatalities on all public roads.

The Safety PM Final Rule establishes five performance measures as the five-year rolling averages for:

1. Number of Fatalities;
2. Rate of Fatalities per 100 Million Vehicle Miles Traveled (VMT);
3. Number of Serious Injuries;
4. Rate of Serious Injuries per 100 Million VMT; and
5. Number of Non-motorized Fatalities and Non-motorized Serious Injuries.

The rule also established the process for State Departments of Transportation (DOTs) and Metropolitan Planning Organizations (MPOs) to use to establish and report on their annual safety targets. MPOs are required to establish targets within 180 days after the State DOT's targets are established and reported to FHWA by either agreeing to plan and program projects so that they contribute toward the accomplishment of the State DOT targets or committing to a quantifiable targets for the metropolitan planning area. The final rule also explicitly state that State DOT's and MPO's must coordinate on targets to the maximum extent possible.

Pursuant to the requirements outlined in the Safety PM final rule, HEPMPO engaged in discussions, analysis, and goal-setting workshops with the Maryland DOT and West Virginia DOT to establish state-wide safety targets. In compliance with the final rule, the HEPMPO Interstate Council, at their October 18, 2017 Council Meeting, voted to adopt and incorporate the Maryland DOT and West Virginia DOT safety targets. HEPMPO acknowledges that the highway projects contained within the TIP will help achieve the Safety PM targets.

The targets for each State are listed in the tables below:

### Maryland Highway Safety Targets<sup>3</sup>

|   | 2016  | 2017  | 2018  | 2019    | 2020    |
|---|-------|-------|-------|---------|---------|
| Fatalities                                    | 442   | 429   | 416   | 435     | 425.7   |
| Serious Injuries                              | 3,422 | 3,294 | 3,171 | 3,211.1 | 3,029.4 |
| Fatality Rate                                 | 0.72  | 0.70  | 0.68  | 0.771   | 0.752   |
| Serious Injury Rate                           | 6.08  | 5.86  | 5.64  | 5.702   | 5.372   |
| Non-motorized Fatalities and Serious Injuries | 488   | 473   | 459   | 473.9   | 468.8   |

### West Virginia Highway Safety Targets

|   | 2016    | 2017    | 2018    | 2019    | 2020    |
|---|---------|---------|---------|---------|---------|
| Fatalities                                    | 302.2   | 288.8   | 281.8   | 274.6   | 267.3   |
| Serious Injuries                              | 1,517.6 | 1,367.6 | 1,211.3 | 1,165.6 | 1,119.1 |
| Fatality Rate                                 | 1.528   | 1.451   | 1.456   | 1.468   | 1.482   |
| Serious Injury Rate                           | 7.387   | 6.567   | 6.036   | 5.643   | 5.362   |
| Non-motorized Fatalities and Serious Injuries | 101.9   | 98.0    | 88.5    | 83.6    | 78.6    |

### **Pavement and Bridge Condition Performance Measures**

On January 18, 2017, The Federal Highway Administration (FHWA) published the Pavement and Bridge Conditions Performance Measures (PM) Final Rule in the Federal Register, with an effective date of May 20, 2017. The PM establishes measures for State DOTs to carry out the National Highway Performance Program (NHPP) and to assess the condition of pavements on the non-Interstate National Highway System (NHS); pavements on the Interstate System; and bridges carrying the NHS, including on- and off-ramps connected to the NHS.

The Pavement PM established four performance measures:

1. Percent of Interstate pavements in Good condition
2. Percent of Interstate pavements in Poor condition
3. Percent of non-Interstate NHS pavements in Good condition
4. Percent of non-Interstate NHS pavements in Poor condition

---

<sup>3</sup> West Virginia Highway Safety Targets for FY 2020 updated October 16, 2019 and Maryland Highway Safety Targets for FY 2020 updated January 15, 2020.

The Bridge PM established two performance measures:

1. Percent of NHS bridges by deck area classified as in Good condition
2. Percent of NHS bridges by deck area classified as in Poor condition

The rule also established the process for State Departments of Transportation (DOTs) and Metropolitan Planning Organizations (MPOs) to use to establish and report on their annual pavement and bridge condition targets. MPOs are required to establish targets within 180 days after the State DOT's targets are established and reported to FHWA by either agreeing to plan and program projects so that they contribute toward the accomplishment of the State DOT targets or committing to a quantifiable targets for the metropolitan planning area. The final rule also explicitly state that State DOT's and MPO's must coordinate on targets to the maximum extent possible.

Pursuant to the requirements outlined in the Bridge and Pavement PM final rule, HEPMPO engaged in discussions, analysis, and goal-setting workshops with the Maryland DOT and West Virginia DOT to establish state-wide safety targets. In compliance with the final rule, the HEPMPO Interstate Council, at their August 22, 2018 Council Meeting, voted to adopt and incorporate the Maryland DOT and West Virginia DOT Bridge and Pavement Condition targets. HEPMPO acknowledges that the highway projects contained within the TIP will help achieve the Bridge and Pavement Condition PM targets.

The targets for each State are listed in the tables below:

Maryland Bridge and Pavement Condition Targets

| Measure   | Baseline | Two-Year | Four-Year |
|---|----------|----------|-----------|
| Pavements in Good Condition on Interstate (%) – 2016-2020         | 61.2%    | n/a      | 60.0%     |
| Pavements in Poor Condition on Interstate (%) – 2016-2020         | 0.5%     | n/a      | 2.0%      |
| Pavements in Good Condition on non-Interstate NHS (%) – 2016-2020 | 35.1%    | 35.0%    | 35.0%     |
| Pavements in Poor Condition on non-Interstate NHS (%) – 2016-2020 | 6.5%     | 7.0%     | 8.0%      |
| Bridges in Good Condition on NHS (%) – 2017-2021                  | 29.5%    | 29.5%    | 27.0%     |
| Bridges in Poor Condition on NHS (%) – 2017-2021                  | 2.0%     | 2.0%     | 5.0%      |

### West Virginia Bridge and Pavement Condition Targets

| Measure   | Baseline | Two-Year | Four-Year |
|---|----------|----------|-----------|
| Pavements in Good Condition on Interstate (%)         | 73.4%    | n/a      | 75.0%     |
| Pavements in Poor Condition on Interstate (%)         | 0.1%     | n/a      | 4.0%      |
| Pavements in Good Condition on non-Interstate NHS (%) | 40.9%    | 40.0%    | 45.0%     |
| Pavements in Poor Condition on non-Interstate NHS (%) | 1.2%     | 5.0%     | 5.0%      |
| Bridges in Good Condition on NHS (%)                  | 15.0%    | 14.0%    | 16.0%     |
| Bridges in Poor Condition on NHS (%)                  | 12.2%    | 10.0%    | 10.0%     |

### **System Performance / Freight / CMAQ Performance Measures**

On January 18, 2017, The Federal Highway Administration (FHWA) published the System Performance/Freight/CMAQ Performance Measures (PM) Final Rule in the Federal Register, with an effective date of May 20, 2017. The PM establishes measures for State DOTs and MPOs will use to report on the performance of the Interstate and non-Interstate National Highway System (NHS) to carry out the National Highway Performance Program (NHPP); freight movement on the Interstate system to carry out the National Highway Freight Program (NHFP); and traffic congestion and on-road mobile emissions for the purpose of carrying out the Congestion Mitigation and Air Quality (CMAQ) Improvement Program.

The System Performance/Freight/CMAQ PM established six performance measures:

1. Percent of reliable person-miles traveled on the Interstate
2. Percent of reliable person-miles traveled on the non-Interstate NHS
3. Percent of Interstate system mileage providing for reliable truck travel time
4. *Total emissions reductions by applicable pollutants under the CMAQ program\**
5. *Annual hours of peak hour excessive delay per capita\**
6. *Percent of non-single occupancy vehicle travel\**

*\* These measures do not currently apply to HEPMPO*

The rule also established the process for State Departments of Transportation (DOTs) and Metropolitan Planning Organizations (MPOs) to use to establish and report on their annual system performance/freight/CMAQ targets. MPOs are required to establish targets within 180 days after the State DOT's targets are established and reported to FHWA by either agreeing to plan and program projects so that they contribute toward the accomplishment of the State DOT targets or committing to a quantifiable targets for the metropolitan planning area. The final rule also explicitly state that State DOT's and MPO's must coordinate on targets to the maximum extent possible.

Pursuant to the requirements outlined in the System Performance / Freight / CMAQ PM final rule, HEPMPO engaged in discussions, analysis, and goal-setting workshops with the Maryland DOT and West Virginia DOT to establish state-wide safety targets. In compliance with the final rule, the HEPMPO Interstate Council, at their August 22, 2018 Council Meeting, voted to adopt and incorporate the Maryland DOT and West Virginia DOT the System Performance / Freight / CMAQ targets. HEPMPO acknowledges that the highway projects contained within the TIP will help achieve the System Performance / Freight / CMAQ PM targets.

The targets for each State are listed in the tables below:

Maryland System and Freight Targets

| Measure   | 2017 (Baseline) | 2019 (Two-Year) | 2021 (Four-Year) |
|---|-----------------|-----------------|------------------|
| Person Miles Traveled on the Interstate That are Reliable (%)         | 71.5%           | 72.1%           | 72.1%            |
| Person Miles Traveled on the non-Interstate NHS That are Reliable (%) | 82.0%           | n/a             | 81.7%            |
| Truck Travel Time Reliability Index                                   | 1.87            | 1.87            | 1.88             |

West Virginia System and Freight Targets

| Measure   | 2017 (Baseline) | 2019 (Two-Year) | 2021 (Four-Year) |
|---|-----------------|-----------------|------------------|
| Person Miles Traveled on the Interstate That are Reliable (%)         | 99.8%           | 98.0%           | 96.0%            |
| Person Miles Traveled on the non-Interstate NHS That are Reliable (%) | 91.9%           | n/a             | 87.0%            |
| Truck Travel Time Reliability Index                                   | 1.21            | 1.25            | 1.3              |

**PUBLIC PARTICIPATION PROCESS**

**Public Participation Process**

The HEPMPO adopted Public Participation Plan includes policies and guidance for public outreach efforts to be taken by the Organization when developing, amending, or adopting various planning documents. This document was also created under the guidance of the Moving Ahead for Progress in the 21<sup>st</sup> Century Act (MAP-21) and the Fixing America's Surface Transportation Act (FAST) by encouraging a decision making process for transportation that is more responsive to local needs. The public participation process for the Transportation Improvement Program will also

meet the Federal Transit Administration public participation requirements for the Maryland Transit Administration and Eastern Panhandle Transit Authority's Program of Projects (POP).

The Draft FY 2019-2022 TIP was created and dispersed in January 2018 and a 30-day public comment period was enacted on the draft from January 30, 2018 through March 1, 2018. Advertisements were placed in local newspapers on January 30, 2018 and February 20, 2018 requesting public review and comment of the Final Draft TIP. Meetings of the ISC and TAC were held on April 11, 2018 and no public comments were received during the meetings. Prior to the ISC and TAC meetings, two written comments were received by MPO staff. These comments, along MPO staff responses, have been included in Appendix E – Public Participation Documentation. Final adoption of the FY 2019-2022 TIP was acted on at the April 11, 2018 ISC meeting. Copies of the advertising announcements can be found in Appendix E.

### **Title VI Assurance**

The Hagerstown/Eastern Panhandle Metropolitan Planning Organization (HEPMPO) assures that no person on the grounds of race, color, national origin, or sex, as provided by Title VI of the Civil Rights Act of 1964, and the Civil Rights Restoration Act of 1987 (P.L. 100.259) was excluded from participating in, denied the benefits of, or otherwise subjected to discrimination in the preparation of this document. HEPMPO further assures every effort will continue to be made to ensure non-discrimination in all of its programs and activities (including the Transportation Improvement Program), whether those programs and activities are federally funded or not. The Civil Rights Restoration Act of 1987 broadened the scope of Title VI coverage by expanding the definition of the terms "programs or activities" to include all programs or activities of Federal Aid recipients, sub-recipients, and contractors/consultants, whether such programs are federally assisted or not (Public Law 100.259 [S. 557] March 22, 1988).

HEPMPO's Executive Director is responsible for initiating and monitoring Title VI activities, preparing reports and other responsibilities as required by 23 Code of Federal Regulation (CFR) 200 and 49 Code of Federal Regulation 21.

### **Administration**

The TIP document is maintained and administered by the staff of HEPMPO and approved by the ISC as per the governing By-Laws and Public Participation Plan. The TIP is the short term action plan prepared annually by HEPMPO that lists approved FHWA / FTA funded projects for the region within the next four year period.

During the life of the TIP, situations may arise that require changes to be made to the current TIP. Amendments of the approved TIP that occur off-cycle that are deemed by the HEPMPO as "Administrative Changes" (or "Adjustments") are not subject to a formal public notification



process. Input will be accepted but not solicited. An amendment to the adopted TIP may be considered an “Administrative Change” based on any of the following criteria:

- To correct a non-substantive clerical error;
- Changes in funding levels that are less than ten (10) million dollars or are part of a STIP grouped project category;
- The affected project/s are not regionally significant and exempt from transportation conformity requirements;
- Changes in the funding type, but overall funding levels remain constant or do not exceed the requirement prior;
- Any other changes approved by the ISC that meet the criteria of an “administrative change”.

Proposed changes that do not meet the above criteria are considered “Major Amendment/s” and are subject to a formal public notification process. The public notification process includes a public notice to be posted no less than 14 calendar days prior to the start of the public comment period, which lasts for a period of 14 calendar days. Any public comments received during that time will be relayed to the ISC prior to any action taken on the proposed amendment/s.

Subsequent to the public comment period, the ISC shall take a vote on the proposed amendments as outlined within the by-laws of the ISC.



## Transportation Improvement Program - FY 2019-2022

Table 4-1: Total Costs by Federal and Matching Funds

| Fund Source   | Funding Category                         | 2019             | 2020               | 2021             | 2022             | Total              |
|---|--|------------------|--------------------|------------------|------------------|--------------------|
| <b>Table 3-1: Total Costs by Federal and Matching Funds</b> |  |                  |                    |                  |                  |                    |
| Federal   | 5310 - Section 5310 - Transit            | \$280,000        | \$0                | \$0              | \$0              | \$280,000          |
| Federal   | DF - Direct Federal                      | \$0              | \$331,443          | \$0              | \$0              | \$331,443          |
| Federal   | FLAP - Federal Lands Access Program      | \$0              | \$139,000          | \$587,000        | \$278,000        | \$1,004,000        |
| Non-Federal   | LOCAL - Local Match                      | \$70,000         | \$29,000           | \$150,000        | \$71,000         | \$320,000          |
| Non-Federal   | STATE_WV - State Funding - West Virginia | \$0              | \$326,000          | \$0              | \$0              | \$326,000          |
| Federal   | STP - Surface Transportation Program     | \$0              | \$1,304,000        | \$0              | \$0              | \$1,304,000        |
| <b>TOTAL FUNDS</b>  |  | <b>\$350,000</b> | <b>\$2,129,443</b> | <b>\$737,000</b> | <b>\$349,000</b> | <b>\$3,565,443</b> |



## Transportation Improvement Program - FY 2019-2022

Table 4-2: Berkeley County Total Costs by Federal and Matching Funds

| Fund Source   | Funding Category                             | 2019               | 2020                | 2021                | 2022       | Total               |
|---|--|--------------------|---------------------|---------------------|------------|---------------------|
| <b>Table 3-2: Berkeley County Total Costs by Federal and Matching Funds</b> |  |                    |                     |                     |            |                     |
| Federal   | CMAQ - Congestion Management and Air Quality | \$0                | \$312,000           | \$867,200           | \$0        | \$1,179,200         |
| Federal   | HSIP - Highway Safety Improvement Program    | \$2                | \$0                 | \$0                 | \$0        | \$2                 |
| Federal   | NHPP - National Highway Performance Program  | \$4,220,004        | \$6,300,000         | \$7,200,000         | \$0        | \$17,720,004        |
| Federal   | RR/HWY - Railroad Crossings                  | \$297,000          | \$1,577,835         | \$0                 | \$0        | \$1,874,835         |
| Non-Federal   | STATE_WV - State Funding - West Virginia     | \$1,123,000        | \$30,469,822        | \$2,150,133         | \$0        | \$33,742,955        |
| Federal   | STP - Surface Transportation Program         | \$440,001          | \$0                 | \$4,950,000         | \$0        | \$5,390,001         |
| Federal   | TAP - Transportation Alternatives Program    | \$1                | \$840,022           | \$0                 | \$0        | \$840,023           |
| <b>TOTAL FUNDS</b>  |  | <b>\$6,080,008</b> | <b>\$39,499,679</b> | <b>\$15,167,333</b> | <b>\$0</b> | <b>\$60,747,020</b> |



## Transportation Improvement Program - FY 2019-2022

Table 4-3: Jefferson County Total Costs by Federal and Matching Funds

| Fund Source  | Funding Category                             | 2019               | 2020                | 2021            | 2022       | Total               |
|--|--|--------------------|---------------------|-----------------|------------|---------------------|
| <b>Table 3-3: Jefferson County Total Costs by Federal and Matching Funds</b> |  |                    |                     |                 |            |                     |
| Non-Federal  | -  | \$0                | \$0                 | \$0             | \$0        | \$0                 |
| Federal  | ACST - Advanced Construction - State         | \$2                | \$1,000,000         | \$0             | \$0        | \$1,000,002         |
| Federal  | CMAQ - Congestion Management and Air Quality | \$2                | \$150,000           | \$0             | \$0        | \$150,002           |
| Federal  | HSIP - Highway Safety Improvement Program    | \$1                | \$0                 | \$0             | \$0        | \$1                 |
| Non-Federal  | LOCAL - Local Match                          | \$0                | \$52,500            | \$0             | \$0        | \$52,500            |
| Federal  | NHPP - National Highway Performance Program  | \$1,200,001        | \$688,000           | \$32,000        | \$0        | \$1,920,001         |
| Federal  | NRT - National Recreational Trails           | \$0                | \$93,400            | \$0             | \$0        | \$93,400            |
| Federal  | RR/HWY - Railroad Crossings                  | \$405,000          | \$0                 | \$0             | \$0        | \$405,000           |
| Non-Federal  | STATE_WV - State Funding - West Virginia     | \$345,000          | \$60,539,500        | \$8,000         | \$0        | \$60,892,500        |
| Federal  | TAP - Transportation Alternatives Program    | \$80,001           | \$1,149,100         | \$0             | \$0        | \$1,229,101         |
| <b>TOTAL FUNDS</b>   |  | <b>\$2,030,007</b> | <b>\$63,672,500</b> | <b>\$40,000</b> | <b>\$0</b> | <b>\$65,742,507</b> |



## Transportation Improvement Program - FY 2019-2022

Table 4-4: MD Transit Total Costs by Federal and Matching Funds

| Fund Source  | Funding Category   | 2019               | 2020               | 2021               | 2022               | Total               |
|--|--|--------------------|--------------------|--------------------|--------------------|---------------------|
| <b>Table 3-4: MD Transit Total Costs by Federal and Matching Funds</b> |  |                    |                    |                    |                    |                     |
| Federal  | 5307 - Section 5307 - Transit                                  | \$1,173,500        | \$1,213,500        | \$1,233,500        | \$1,493,200        | \$5,113,700         |
| Federal  | 5310 - Section 5310 - Transit                                  | \$761,700          | \$0                | \$761,700          | \$0                | \$1,523,400         |
| Federal  | 5339 - Section 5339 - Transit                                  | \$454,500          | \$321,072          | \$0                | \$0                | \$775,572           |
| Non-Federal  | LOCAL_WCT - Local Funding - Washington County Transit          | \$1,235,800        | \$693,834          | \$1,186,400        | \$688,600          | \$3,804,634         |
| Federal  | STATE_MD_MTA - State Funding - Maryland Transit Administration | \$401,600          | \$389,934          | \$352,300          | \$384,700          | \$1,528,534         |
| <b>TOTAL FUNDS</b>   |  | <b>\$4,027,100</b> | <b>\$2,618,340</b> | <b>\$3,533,900</b> | <b>\$2,566,500</b> | <b>\$12,745,840</b> |



## Transportation Improvement Program - FY 2019-2022

Table 4-5: Washington County Total Costs by Federal and Matching Funds

| Fund Source   | Funding Category   | 2019                | 2020                | 2021                | 2022                | Total                |
|---|--|---------------------|---------------------|---------------------|---------------------|----------------------|
| <b>Table 3-5: Washington County Total Costs by Federal and Matching Funds</b> |  |                     |                     |                     |                     |                      |
| Federal   | ARC - Appalachian Regional Commission Grant                          | \$4,000,000         | \$0                 | \$2,000,000         | \$0                 | \$6,000,000          |
| Federal   | FA - Federal Aid   | \$0                 | \$0                 | \$1,346,400         | \$2,989,600         | \$4,336,000          |
| Federal   | FED - Federal - General  | \$40,360,000        | \$40,080,000        | \$27,080,000        | \$24,480,000        | \$132,000,000        |
| Federal   | HP - High Priority (Earmark)   | \$755,000           | \$755,000           | \$755,000           | \$126,000           | \$2,391,000          |
| Non-Federal   | LOCAL_WashCo - Local Funding - Washington County                     | \$1,828,000         | \$4,594,000         | \$883,600           | \$1,647,400         | \$8,953,000          |
| Federal   | NHPP - National Highway Performance Program                          | \$14,178,000        | \$14,445,000        | \$5,721,000         | \$6,584,000         | \$40,928,000         |
| Federal   | NPS - National Park Service Match                                    | \$0                 | \$0                 | \$0                 | \$0                 | \$0                  |
| Non-Federal   | STATE_MD_SHA - State Funding - Maryland State Highway Administration | \$15,904,000        | \$14,664,000        | \$8,927,000         | \$8,341,000         | \$47,836,000         |
| <b>TOTAL FUNDS</b>  |  | <b>\$77,025,000</b> | <b>\$74,538,000</b> | <b>\$46,713,000</b> | <b>\$44,168,000</b> | <b>\$242,444,000</b> |



## Transportation Improvement Program - FY 2019-2022

Table 4-6: WV Transit Total Costs by Federal and Matching Funds

| Fund Source  | Funding Category   | 2019               | 2020                | 2021               | 2022               | Total               |
|--|--|--------------------|---------------------|--------------------|--------------------|---------------------|
| <b>Table 3-6: WV Transit Total Costs by Federal and Matching Funds</b> |  |                    |                     |                    |                    |                     |
| Federal  | 5305 - Section 5305 - Transit                                    | \$60,000           | \$0                 | \$80,000           | \$0                | \$140,000           |
| Federal  | 5307 - Section 5307 - Transit                                    | \$1,143,127        | \$1,097,400         | \$1,189,400        | \$1,069,400        | \$4,499,327         |
| Federal  | 5310 - Section 5310 - Transit                                    | \$100,688          | \$0                 | \$0                | \$0                | \$100,688           |
| Federal  | 5339 - Section 5339 - Transit                                    | \$615,170          | \$11,131,084        | \$0                | \$0                | \$11,746,254        |
| Non-Federal  | LOCAL_EPTA - Local Funding - Eastern Panhandle Transit Authority | \$997,383          | \$1,918,273         | \$923,500          | \$871,700          | \$4,710,856         |
| <b>TOTAL FUNDS</b>   |  | <b>\$2,916,368</b> | <b>\$14,146,757</b> | <b>\$2,192,900</b> | <b>\$1,941,100</b> | <b>\$21,197,125</b> |



# Transportation Improvement Program - FY 2019-2022

## Roadways Category

|          |                               |                                    | Funding Data |        |         |           |        |            |
|----------|-------------------------------|------------------------------------|--------------|--------|---------|-----------|--------|------------|
| Phase    | Project Title/<br>Fund Source |                                    | Prior        | FY2019 | FY2020  | FY2021    | FY2022 | Total      |
| B2011-09 | X302-51-00518 00              | Inwood Bypass                      |              |        |         |           |        |            |
|          | CON                           | NHPP                               | 18,689,400   | 1      | 0       | 0         | 0      | 18,689,401 |
|          |                               | Total                              | 18,689,400   | 1      | 0       | 0         | 0      | 18,689,401 |
| B2016-01 | U302-MAR/TI-00700             | Martinsburg Train Station Corridor |              |        |         |           |        |            |
|          | ENG                           | TAP                                | 0            | 0      | 42,500  | 0         | 0      | 42,500     |
|          | CON                           | STATE_WV                           | 0            | 0      | 30,000  | 0         | 0      | 30,000     |
|          | CON                           | TAP                                | 0            | 0      | 120,000 | 0         | 0      | 120,000    |
|          |                               | Total                              | 0            | 0      | 192,500 | 0         | 0      | 192,500    |
| B2017-02 | U302-10-00138                 | Rock Cliff I/S Improvements        |              |        |         |           |        |            |
|          | ROW                           | CMAQ                               | 0            | 0      | 312,000 | 0         | 0      | 312,000    |
|          | ROW                           | STATE_WV                           | 0            | 0      | 78,000  | 0         | 0      | 78,000     |
|          | CON                           | CMAQ                               | 0            | 0      | 0       | 867,200   | 0      | 867,200    |
|          | CON                           | STATE_WV                           | 0            | 0      | 0       | 216,800   | 0      | 216,800    |
|          |                               | Total                              | 0            | 0      | 390,000 | 1,084,000 | 0      | 1,474,000  |





# Transportation Improvement Program - FY 2019-2022

## Roadways Category

|               |                               |  | Funding Data |           |            |         |       |            |
|---------------|-------------------------------|--|--------------|-----------|------------|---------|-------|------------|
| Phase         | Project Title/<br>Fund Source | Prior  | FY2019       | FY2020    | FY2021     | FY2022  | Total |            |
| B2017-03      | S302-051-00934                | Middleway Bridge                                   |              |           |            |         |       |            |
|               | ENG                           | STATE_WV   | 0            | 0         | 0          | 90,000  | 0     | 90,000     |
|               | ENG                           | STP  | 0            | 0         | 0          | 360,000 | 0     | 360,000    |
|               |                               | Total  | 0            | 0         | 0          | 450,000 | 0     | 450,000    |
| B2017-08.1.01 | S302-81-00300                 | Mill Creek O/P NB & SB                             |              |           |            |         |       |            |
|               | CON                           | NHPP   | 0            | 3,680,000 | 0          | 0       | 0     | 3,680,000  |
|               | CON                           | STATE_WV   | 0            | 920,000   | 0          | 0       | 0     | 920,000    |
|               |                               | Total  | 0            | 4,600,000 | 0          | 0       | 0     | 4,600,000  |
| B2018-02      | X302-051-00518(0)             | Inwood Bypass (Ph 2) (GO Bond 2)                   |              |           |            |         |       |            |
|               | CON                           | RR/HWY   | 0            | 0         | 1,577,835  | 0       | 0     | 1,577,835  |
|               | CON                           | STATE_WV   | 0            | 0         | 29,492,441 | 0       | 0     | 29,492,441 |
|               |                               | Total  | 0            | 0         | 31,070,276 | 0       | 0     | 31,070,276 |
| B2019-01      | n/a                           | Maintenance & System Preservation - Bridge Program |              |           |            |         |       |            |
|               | CON                           | NHPP   | 0            | 1         | 0          | 0       | 0     | 1          |
|               |                               | Total  | 0            | 1         | 0          | 0       | 0     | 1          |



# Transportation Improvement Program - FY 2019-2022

## Roadways Category

|             |                               |  | Funding Data |         |           |        |           |  |
|-------------|-------------------------------|--|--------------|---------|-----------|--------|-----------|--|
| Phase       | Project Title/<br>Fund Source | Prior  | FY2019       | FY2020  | FY2021    | FY2022 | Total     |  |
| B2019-02    | n/a                           | Maintenance & System Preservation - Pavement |              |         |           |        |           |  |
|             | CON                           | NHPP   | 0            | 1       | 0         | 0      | 1         |  |
|             |                               | Total  | 0            | 1       | 0         | 0      | 1         |  |
| B2019-02.07 | S302-81-01570                 | Exit 16 Ramp Repair (I-81)                   |              |         |           |        |           |  |
|             | CON                           | NHPP   | 0            | 0       | 2,610,000 | 0      | 2,610,000 |  |
|             | CON                           | STATE_WV                                     | 0            | 0       | 290,000   | 0      | 290,000   |  |
|             |                               | Total  | 0            | 0       | 2,900,000 | 0      | 2,900,000 |  |
| B2019-02.08 | S302-901-00148                | N Mountain - Spring Mills                    |              |         |           |        |           |  |
|             | CON                           | STATE_WV                                     | 0            | 65,000  | 0         | 0      | 65,000    |  |
|             | CON                           | STP  | 0            | 260,000 | 0         | 0      | 260,000   |  |
|             |                               | Total  | 0            | 325,000 | 0         | 0      | 325,000   |  |
| B2019-02.09 | S302 51 00180 00              | Gerrardstown - Inwood                        |              |         |           |        |           |  |
|             | CON                           | STATE_WV                                     | 0            | 0       | 156,000   | 0      | 156,000   |  |
|             | CON                           | STP  | 0            | 0       | 624,000   | 0      | 624,000   |  |
|             |                               | Total  | 0            | 0       | 780,000   | 0      | 780,000   |  |



# Transportation Improvement Program - FY 2019-2022

## Roadways Category

|             |                               |   | Funding Data |         |         |        |         |  |
|-------------|-------------------------------|---|--------------|---------|---------|--------|---------|--|
| Phase       | Project Title/<br>Fund Source | Prior                                     | FY2019       | FY2020  | FY2021  | FY2022 | Total   |  |
| B2019-02.10 | S302 11 00000 00              | VA Line - Bunker Hil                      |              |         |         |        |         |  |
|             | CON                           | STATE_WV                                  | 0            | 0       | 170,000 | 0      | 170,000 |  |
|             | CON                           | STP                                       | 0            | 0       | 680,000 | 0      | 680,000 |  |
|             |                               | Total                                     | 0            | 0       | 850,000 | 0      | 850,000 |  |
| B2019-03    | n/a                           | Maintenance & System Preservation - Other |              |         |         |        |         |  |
|             | CON                           | HSIP                                      | 0            | 1       | 0       | 0      | 1       |  |
|             |                               | Total                                     | 0            | 1       | 0       | 0      | 1       |  |
| B2019-03.01 | U302-01114-00007              | Mall Road Railroad Crossing               |              |         |         |        |         |  |
|             | CON                           | RR/HWY                                    | 0            | 297,000 | 0       | 0      | 297,000 |  |
|             | CON                           | STATE_WV                                  | 0            | 33,000  | 0       | 0      | 33,000  |  |
|             |                               | Total                                     | 0            | 330,000 | 0       | 0      | 330,000 |  |
| B2019-04    | n/a                           | Operational Improvements - Miscellaneous  |              |         |         |        |         |  |
|             | CON                           | STP                                       | 0            | 1       | 0       | 0      | 1       |  |
|             |                               | Total                                     | 0            | 1       | 0       | 0      | 1       |  |



## Transportation Improvement Program - FY 2019-2022

### Roadways Category

|             |                               |   | Funding Data |         |         |           |           |  |
|-------------|-------------------------------|---|--------------|---------|---------|-----------|-----------|--|
| Phase       | Project Title/<br>Fund Source | Prior                                     | FY2019       | FY2020  | FY2021  | FY2022    | Total     |  |
| B2019-04.01 | S302-81-0002                  | I-81 Lighting                             |              |         |         |           |           |  |
|             | ENG                           | NHPP                                      | 0            | 450,000 | 0       | 0         | 450,000   |  |
|             | ENG                           | STATE_WV                                  | 0            | 50,000  | 0       | 0         | 50,000    |  |
|             | CON                           | NHPP                                      | 0            | 0       | 0       | 7,200,000 | 7,200,000 |  |
|             | CON                           | STATE_WV                                  | 0            | 0       | 0       | 800,000   | 800,000   |  |
|             |                               | Total                                     | 0            | 500,000 | 0       | 8,000,000 | 8,500,000 |  |
|             |                               |   |              |         |         |           |           |  |
| B2019-05    | n/a                           | Bike & Pedestrian & Community Development |              |         |         |           |           |  |
|             | CON                           | TAP                                       | 0            | 1       | 0       | 0         | 1         |  |
|             |                               | Total                                     | 0            | 1       | 0       | 0         | 1         |  |
| B2019-05.02 | U302-MARTI-11-00              | Martinsburg Train Station                 |              |         |         |           |           |  |
|             | CON                           | STATE_WV                                  | 0            | 0       | 169,381 | 0         | 169,381   |  |
|             | CON                           | TAP                                       | 0            | 0       | 677,522 | 0         | 677,522   |  |
|             |                               | Total                                     | 0            | 0       | 846,903 | 0         | 846,903   |  |



# Transportation Improvement Program - FY 2019-2022

## Roadways Category

|          |                               |                                 | Funding Data |         |        |           |        |           |
|----------|-------------------------------|---------------------------------|--------------|---------|--------|-----------|--------|-----------|
| Phase    | Project Title/<br>Fund Source |                                 | Prior        | FY2019  | FY2020 | FY2021    | FY2022 | Total     |
| B2019-06 | n/a                           | Emergency Relief (ER) Projects  |              |         |        |           |        |           |
|          | CON                           | NHPP                            | 0            | 1       | 0      | 0         | 0      | 1         |
|          |                               | Total                           | 0            | 1       | 0      | 0         | 0      | 1         |
| B2019-07 | n/a                           | Technical Support               |              |         |        |           |        |           |
|          | CON                           | HSIP                            | 0            | 1       | 0      | 0         | 0      | 1         |
|          |                               | Total                           | 0            | 1       | 0      | 0         | 0      | 1         |
| B2019-08 | U302-45-01451                 | WV 45 Apple Harvest Dr Widening |              |         |        |           |        |           |
|          | ENG                           | STATE_WV                        | 0            | 45,000  | 0      | 0         | 0      | 45,000    |
|          | ENG                           | STP                             | 0            | 180,000 | 0      | 0         | 0      | 180,000   |
|          | CON                           | STATE_WV                        | 0            | 0       | 0      | 1,043,333 | 0      | 1,043,333 |
|          | CON                           | STP                             | 0            | 0       | 0      | 4,590,000 | 0      | 4,590,000 |
|          |                               | Total                           | 0            | 225,000 | 0      | 5,633,333 | 0      | 5,858,333 |
|          |                               |                                 |              |         |        |           |        |           |



# Transportation Improvement Program - FY 2019-2022

## Roadways Category

|          |                               |  | Funding Data |         |            |        |        |            |
|----------|-------------------------------|--|--------------|---------|------------|--------|--------|------------|
| Phase    | Project Title/<br>Fund Source |  | Prior        | FY2019  | FY2020     | FY2021 | FY2022 | Total      |
| B2019-09 | U302-81-816                   | Tabler Station I/C Improvements        |              |         |            |        |        |            |
|          | ENG                           | NHPP                                   | 0            | 90,000  | 0          | 0      | 0      | 90,000     |
|          | ENG                           | STATE_WV                               | 0            | 10,000  | 0          | 0      | 0      | 10,000     |
|          | ROW                           | NHPP                                   | 0            | 0       | 90,000     | 0      | 0      | 90,000     |
|          | ROW                           | STATE_WV                               | 0            | 0       | 10,000     | 0      | 0      | 10,000     |
|          | CON                           | NHPP                                   | 0            | 0       | 3,600,000  | 0      | 0      | 3,600,000  |
|          | CON                           | STATE_WV                               | 0            | 0       | 400,000    | 0      | 0      | 400,000    |
|          |                               | Total                                  | 0            | 100,000 | 4,100,000  | 0      | 0      | 4,200,000  |
| J2008-08 | U319-340-00000                | VA Line to Charles Town Rd (GO Bond)   |              |         |            |        |        |            |
|          | ENG                           | NHPP                                   | 0            | 0       | 248,000    | 0      | 0      | 248,000    |
|          | ENG                           | STATE_WV                               | 0            | 0       | 62,000     | 0      | 0      | 62,000     |
|          | CON                           | STATE_WV                               | 0            | 0       | 60,000,000 | 0      | 0      | 60,000,000 |
|          |                               | Total                                  | 0            | 0       | 60,310,000 | 0      | 0      | 60,310,000 |
| J2014-04 | U319-115-00000 00             | Citizens Way Intersection Improvements |              |         |            |        |        |            |
|          | ENG                           | CMAQ                                   | 80,000       | 0       | 0          | 0      | 0      | 80,000     |
|          | ENG                           | STATE_WV                               | 20,000       | 0       | 0          | 0      | 0      | 20,000     |
|          | CON                           | CMAQ                                   | 640,000      | 1       | 0          | 0      | 0      | 640,001    |
|          | CON                           | STATE_WV                               | 160,000      | 0       | 0          | 0      | 0      | 160,000    |
|          |                               | Total                                  | 900,000      | 1       | 0          | 0      | 0      | 900,001    |



# Transportation Improvement Program - FY 2019-2022

## Roadways Category

|          |                               |                                 | Funding Data |           |           |        |        |           |
|----------|-------------------------------|---------------------------------|--------------|-----------|-----------|--------|--------|-----------|
| Phase    | Project Title/<br>Fund Source |                                 | Prior        | FY2019    | FY2020    | FY2021 | FY2022 | Total     |
| J2014-05 | U319-SHEPH-8.00               | Shepherdstown Bike Path         |              |           |           |        |        |           |
|          | CON                           | LOCAL                           | 0            | 0         | 52,500    | 0      | 0      | 52,500    |
|          | CON                           | NRT                             | 0            | 0         | 93,400    | 0      | 0      | 93,400    |
|          | CON                           | TAP                             | 0            | 0         | 416,600   | 0      | 0      | 416,600   |
|          |                               | Total                           | 0            | 0         | 562,500   | 0      | 0      | 562,500   |
| J2015-05 | S319-340-01578 00             | US 340 Rock Slide Investigation |              |           |           |        |        |           |
|          | ROW                           | NHPP                            | 0            | 0         | 0         | 32,000 | 0      | 32,000    |
|          | ROW                           | STATE_WV                        | 0            | 0         | 0         | 8,000  | 0      | 8,000     |
|          | CON                           | NHPP                            | 0            | 1,200,000 | 0         | 0      | 0      | 1,200,000 |
|          | CON                           | STATE_WV                        | 0            | 300,000   | 0         | 0      | 0      | 300,000   |
|          |                               | Total                           | 0            | 1,500,000 | 0         | 40,000 | 0      | 1,540,000 |
| J2016-03 | S319-27-00003 00              | Bakerton Road Bridge            |              |           |           |        |        |           |
|          | CON                           | ACST                            | 0            | 0         | 1,000,000 | 0      | 0      | 1,000,000 |
|          | CON                           | STATE_WV                        | 0            | 0         | 250,000   | 0      | 0      | 250,000   |
|          |                               | Total                           | 0            | 0         | 1,250,000 | 0      | 0      | 1,250,000 |



# Transportation Improvement Program - FY 2019-2022

## Roadways Category

|             |                               |  | Funding Data |        |         |        |         |  |
|-------------|-------------------------------|--|--------------|--------|---------|--------|---------|--|
| Phase       | Project Title/<br>Fund Source | Prior  | FY2019       | FY2020 | FY2021  | FY2022 | Total   |  |
| J2017-01    | U319-RANSO-1                  | Ranson 5th Ave Complete Street                     |              |        |         |        |         |  |
|             | ENG                           | TAP  | 0            | 0      | 62,500  | 0      | 62,500  |  |
|             | CON                           | STATE_WV   | 0            | 0      | 37,500  | 0      | 37,500  |  |
|             | CON                           | TAP  | 0            | 0      | 150,000 | 0      | 150,000 |  |
|             |                               | Total  | 0            | 0      | 250,000 | 0      | 250,000 |  |
| J2017-03    | U319-HARPE-2                  | Harpers Ferry High St                              |              |        |         |        |         |  |
|             | ENG                           | TAP  | 0            | 80,000 | 0       | 0      | 80,000  |  |
|             | CON                           | STATE_WV   | 0            | 0      | 80,000  | 0      | 80,000  |  |
|             | CON                           | TAP  | 0            | 0      | 320,000 | 0      | 320,000 |  |
|             |                               | Total  | 0            | 80,000 | 400,000 | 0      | 480,000 |  |
| J2019-01    | n/a                           | Maintenance & System Preservation - Bridge Program |              |        |         |        |         |  |
|             | CON                           | ACST   | 0            | 1      | 0       | 0      | 1       |  |
|             |                               | Total  | 0            | 1      | 0       | 0      | 1       |  |
| J2019-01.02 | T619-9-1353                   | Shenandoah River Bridge                            |              |        |         |        |         |  |
|             | ENG                           | NHPP   | 0            | 0      | 440,000 | 0      | 440,000 |  |
|             | ENG                           | STATE_WV   | 0            | 0      | 110,000 | 0      | 110,000 |  |
|             |                               | Total  | 0            | 0      | 550,000 | 0      | 550,000 |  |





# Transportation Improvement Program - FY 2019-2022

## Roadways Category

|             |                               |  | Funding Data |         |        |        |        |         |
|-------------|-------------------------------|--|--------------|---------|--------|--------|--------|---------|
| Phase       | Project Title/<br>Fund Source |  | Prior        | FY2019  | FY2020 | FY2021 | FY2022 | Total   |
| J2019-02    | n/a                           | Maintenance & System Preservation - Pavement |              |         |        |        |        |         |
|             | CON                           | ACST   | 0            | 1       | 0      | 0      | 0      | 1       |
|             |                               | Total  | 0            | 1       | 0      | 0      | 0      | 1       |
| J2019-03    | n/a                           | Maintenance & System Preservation - Other    |              |         |        |        |        |         |
|             | CON                           | NHPP   | 0            | 1       | 0      | 0      | 0      | 1       |
|             |                               | Total  | 0            | 1       | 0      | 0      | 0      | 1       |
| J2019-03.01 | U319-0929-00016               | Ranson +3 Railroad Crossings                 |              |         |        |        |        |         |
|             | CON                           | RR/HWY                                       | 0            | 162,000 | 0      | 0      | 0      | 162,000 |
|             | CON                           | STATE_WV                                     | 0            | 18,000  | 0      | 0      | 0      | 18,000  |
|             |                               | Total  | 0            | 180,000 | 0      | 0      | 0      | 180,000 |
| J2019-03.02 | U319-20-00062                 | Shepherdstown +5 Railroad Crossings          |              |         |        |        |        |         |
|             | CON                           | RR/HWY                                       | 0            | 243,000 | 0      | 0      | 0      | 243,000 |
|             | CON                           | STATE_WV                                     | 0            | 27,000  | 0      | 0      | 0      | 27,000  |
|             |                               | Total  | 0            | 270,000 | 0      | 0      | 0      | 270,000 |



# Transportation Improvement Program - FY 2019-2022

## Roadways Category

|             |                               |   | Funding Data |        |         |        |        |         |
|-------------|-------------------------------|---|--------------|--------|---------|--------|--------|---------|
| Phase       | Project Title/<br>Fund Source |   | Prior        | FY2019 | FY2020  | FY2021 | FY2022 | Total   |
| J2019-04    | n/a                           | Operational Improvements - Miscellaneous  |              |        |         |        |        |         |
|             | CON                           | HSIP                                      | 0            | 1      | 0       | 0      | 0      | 1       |
|             |                               | Total                                     | 0            | 1      | 0       | 0      | 0      | 1       |
| J2019-05    | n/a                           | Bike & Pedestrian & Community Development |              |        |         |        |        |         |
|             | CON                           | TAP                                       | 0            | 1      | 0       | 0      | 0      | 1       |
|             |                               | Total                                     | 0            | 1      | 0       | 0      | 0      | 1       |
| J2019-05.03 | U319-CHARL-2-00               | Charles Town Augustine Ave                |              |        |         |        |        |         |
|             | ENG                           | TAP                                       | 0            | 0      | 120,000 | 0      | 0      | 120,000 |
|             |                               | Total                                     | 0            | 0      | 120,000 | 0      | 0      | 120,000 |
| J2019-05.04 | U319-FLOSP-1                  | Flowing Springs Park Trail                |              |        |         |        |        |         |
|             | ENG                           | DF  | 0            | 0      | 80,000  | 0      | 0      | 80,000  |
|             | CON                           | DF  | 0            | 0      | 251,443 | 0      | 0      | 251,443 |
|             |                               | Total                                     | 0            | 0      | 331,443 | 0      | 0      | 331,443 |



# Transportation Improvement Program - FY 2019-2022

## Roadways Category

|             |                               |                              | Funding Data |            |            |        |        |            |
|-------------|-------------------------------|------------------------------|--------------|------------|------------|--------|--------|------------|
| Phase       | Project Title/<br>Fund Source |                              | Prior        | FY2019     | FY2020     | FY2021 | FY2022 | Total      |
| J2019-05.05 | U319-LOUDO-1                  | Loudon Heights AT Relocation |              |            |            |        |        |            |
|             | CON                           | TAP                          | 0            | 0          | 80,000     | 0      | 0      | 80,000     |
|             |                               | Total                        | 0            | 0          | 80,000     | 0      | 0      | 80,000     |
| J2019-07    | n/a                           | Technical Support            |              |            |            |        |        |            |
|             | CON                           | CMAQ                         | 0            | 1          | 0          | 0      | 0      | 1          |
|             |                               | Total                        | 0            | 1          | 0          | 0      | 0      | 1          |
| J2019-07.01 | T619-MARC-1                   | MARC Strategic Ridership     |              |            |            |        |        |            |
|             | ENG                           | CMAQ                         | 0            | 0          | 150,000    | 0      | 0      | 150,000    |
|             |                               | Total                        | 0            | 0          | 150,000    | 0      | 0      | 150,000    |
| W2014-09    | WA3442                        | I-81 Phase I Reconstruction  |              |            |            |        |        |            |
|             | CON                           | NHPP                         | 13,607,000   | 12,946,000 | 8,706,000  | 0      | 0      | 35,259,000 |
|             | CON                           | STATE_MD_SHA                 | 5,014,000    | 4,770,000  | 3,208,000  | 0      | 0      | 12,992,000 |
|             |                               | Total                        | 18,621,000   | 17,716,000 | 11,914,000 | 0      | 0      | 48,251,000 |



# Transportation Improvement Program - FY 2019-2022

## Roadways Category

| Phase           | Project Title/<br>Fund Source | Funding Data                                      |                  |                  |                |                |                  |
|-----------------|-------------------------------|---|------------------|------------------|----------------|----------------|------------------|
|                 |                               | Prior   | FY2019           | FY2020           | FY2021         | FY2022         | Total            |
| <b>W2016-01</b> | <b>n/a</b>                    | <b>Crayton Boulevard Extension</b>                |                  |                  |                |                |                  |
|                 | CON                           | 0   | 1,000,000        | 0                | 0              | 0              | 1,000,000        |
|                 | CON                           | 800,000   | 88,000           | 251,000          | 0              | 0              | 1,139,000        |
|                 | <b>Total</b>                  | <b>800,000</b>                                    | <b>1,088,000</b> | <b>251,000</b>   | <b>0</b>       | <b>0</b>       | <b>2,139,000</b> |
| <b>W2017-08</b> | <b>n/a</b>                    | <b>Eastern Blvd Widening Ph II</b>                |                  |                  |                |                |                  |
|                 | CON                           | 0   | 780,000          | 2,359,000        | 297,000        | 0              | 3,436,000        |
|                 | <b>Total</b>                  | <b>0</b>  | <b>780,000</b>   | <b>2,359,000</b> | <b>297,000</b> | <b>0</b>       | <b>3,436,000</b> |
| <b>W2017-10</b> | <b>WA0921</b>                 | <b>I-81 Ph 2 &amp; 3 Hwy Reconstruction</b>       |                  |                  |                |                |                  |
|                 | ENG                           | 755,000   | 755,000          | 755,000          | 755,000        | 126,000        | 3,146,000        |
|                 | ENG                           | 213,000   | 213,000          | 213,000          | 213,000        | 34,000         | 886,000          |
|                 | <b>Total</b>                  | <b>968,000</b>                                    | <b>968,000</b>   | <b>968,000</b>   | <b>968,000</b> | <b>160,000</b> | <b>4,032,000</b> |
| <b>W2017-11</b> | <b>n/a</b>                    | <b>Col HK Douglas Dr Extended Ph 1 &amp; Ph 2</b> |                  |                  |                |                |                  |
|                 | CON                           | 0   | 2,000,000        | 0                | 0              | 0              | 2,000,000        |
|                 | CON                           | 0   | 550,000          | 0                | 0              | 0              | 550,000          |
|                 | <b>Total</b>                  | <b>0</b>  | <b>2,550,000</b> | <b>0</b>         | <b>0</b>       | <b>0</b>       | <b>2,550,000</b> |



# Transportation Improvement Program - FY 2019-2022

## Roadways Category

| Phase           | Project Title/<br>Fund Source | Funding Data                                      |                  |                  |                  |                  |                   |
|-----------------|-------------------------------|---|------------------|------------------|------------------|------------------|-------------------|
|                 |                               | Prior   | FY2019           | FY2020           | FY2021           | FY2022           | Total             |
| <b>W2018-01</b> | <b>n/a</b>                    | <b>Halfway Boulevard Extended Ph 1 &amp; Ph 2</b> |                  |                  |                  |                  |                   |
| ENG             | LOCAL_WashCo                  | 100,000   | 0                | 0                | 0                | 0                | 100,000           |
| CON             | ARC                           | 800,000   | 1,000,000        | 0                | 2,000,000        | 0                | 3,800,000         |
| CON             | LOCAL_WashCo                  | 0   | 0                | 749,000          | 0                | 900,000          | 1,649,000         |
|                 | <b>Total</b>                  | <b>900,000</b>                                    | <b>1,000,000</b> | <b>749,000</b>   | <b>2,000,000</b> | <b>900,000</b>   | <b>5,549,000</b>  |
| <b>W2018-02</b> | <b>n/a</b>                    | <b>Professional Boulevard Extended - Phase 2</b>  |                  |                  |                  |                  |                   |
| CON             | ARC                           | 1,000,000   | 0                | 0                | 0                | 0                | 1,000,000         |
| CON             | LOCAL_WashCo                  | 414,200   | 210,000          | 1,235,000        | 250,000          | 0                | 2,109,200         |
| CON             | STATE                         | 1,200,000   | 0                | 0                | 0                | 0                | 1,200,000         |
|                 | <b>Total</b>                  | <b>2,614,200</b>                                  | <b>210,000</b>   | <b>1,235,000</b> | <b>250,000</b>   | <b>0</b>         | <b>4,309,200</b>  |
| <b>W2019-01</b> | <b>n/a</b>                    | <b>Areawide Environmental Projects</b>            |                  |                  |                  |                  |                   |
| ENG             | FED                           | 0   | 360,000          | 240,000          | 240,000          | 240,000          | 1,080,000         |
| ENG             | STATE_MD_SHA                  | 0   | 90,000           | 60,000           | 60,000           | 60,000           | 270,000           |
| ROW             | FED                           | 0   | 120,000          | 80,000           | 80,000           | 80,000           | 360,000           |
| ROW             | STATE_MD_SHA                  | 0   | 30,000           | 20,000           | 20,000           | 20,000           | 90,000            |
| CON             | FED                           | 0   | 7,500,000        | 5,600,000        | 3,600,000        | 2,000,000        | 18,700,000        |
| CON             | STATE_MD_SHA                  | 0   | 1,875,000        | 1,400,000        | 900,000          | 500,000          | 4,675,000         |
|                 | <b>Total</b>                  | <b>0</b>  | <b>9,975,000</b> | <b>7,400,000</b> | <b>4,900,000</b> | <b>2,900,000</b> | <b>25,175,000</b> |



# Transportation Improvement Program - FY 2019-2022

## Roadways Category

| Phase           | Project Title/<br>Fund Source | Funding Data  |                   |                   |                   |                  |                   |
|-----------------|-------------------------------|---|-------------------|-------------------|-------------------|------------------|-------------------|
|                 |                               | Prior   | FY2019            | FY2020            | FY2021            | FY2022           | Total             |
| <b>W2019-02</b> | <b>n/a</b>                    | <b>Areawide Safety &amp; Spot Improvements</b>          |                   |                   |                   |                  |                   |
| ENG             | FED                           | 0   | 360,000           | 240,000           | 240,000           | 240,000          | 1,080,000         |
| ENG             | STATE_MD_SHA                  | 0   | 90,000            | 60,000            | 60,000            | 60,000           | 270,000           |
| ROW             | FED                           | 0   | 120,000           | 80,000            | 80,000            | 80,000           | 360,000           |
| ROW             | STATE_MD_SHA                  | 0   | 30,000            | 20,000            | 20,000            | 20,000           | 90,000            |
| CON             | FED                           | 0   | 9,000,000         | 10,000,000        | 6,000,000         | 6,000,000        | 31,000,000        |
| CON             | STATE_MD_SHA                  | 0   | 2,250,000         | 2,500,000         | 1,500,000         | 1,500,000        | 7,750,000         |
|                 | <b>Total</b>                  | <b>0</b>  | <b>11,850,000</b> | <b>12,900,000</b> | <b>7,900,000</b>  | <b>7,900,000</b> | <b>40,550,000</b> |
| <b>W2019-03</b> | <b>n/a</b>                    | <b>Areawide Resurfacing &amp; Rehabilitation</b>        |                   |                   |                   |                  |                   |
| ENG             | FED                           | 0   | 360,000           | 240,000           | 240,000           | 240,000          | 1,080,000         |
| ENG             | STATE_MD_SHA                  | 0   | 90,000            | 60,000            | 60,000            | 60,000           | 270,000           |
| ROW             | FED                           | 0   | 120,000           | 80,000            | 80,000            | 80,000           | 360,000           |
| ROW             | STATE_MD_SHA                  | 0   | 30,000            | 20,000            | 20,000            | 20,000           | 90,000            |
| CON             | FED                           | 0   | 9,600,000         | 14,400,000        | 8,000,000         | 7,200,000        | 39,200,000        |
| CON             | STATE_MD_SHA                  | 0   | 2,400,000         | 3,600,000         | 2,000,000         | 1,800,000        | 9,800,000         |
|                 | <b>Total</b>                  | <b>0</b>  | <b>12,600,000</b> | <b>18,400,000</b> | <b>10,400,000</b> | <b>9,400,000</b> | <b>50,800,000</b> |
| <b>W2019-04</b> | <b>n/a</b>                    | <b>Areawide Bridge Replacement &amp; Rehabilitation</b> |                   |                   |                   |                  |                   |
| ENG             | FED                           | 0   | 1,260,000         | 840,000           | 840,000           | 840,000          | 3,780,000         |
| ENG             | STATE_MD_SHA                  | 0   | 315,000           | 210,000           | 210,000           | 210,000          | 945,000           |
| ROW             | FED                           | 0   | 240,000           | 160,000           | 160,000           | 160,000          | 720,000           |
| ROW             | STATE_MD_SHA                  | 0   | 60,000            | 40,000            | 40,000            | 40,000           | 180,000           |
| CON             | FED                           | 0   | 6,400,000         | 4,800,000         | 4,800,000         | 4,800,000        | 20,800,000        |
| CON             | STATE_MD_SHA                  | 0   | 1,600,000         | 1,200,000         | 1,200,000         | 1,200,000        | 5,200,000         |
|                 | <b>Total</b>                  | <b>0</b>  | <b>9,875,000</b>  | <b>7,250,000</b>  | <b>7,250,000</b>  | <b>7,250,000</b> | <b>31,625,000</b> |



# Transportation Improvement Program - FY 2019-2022

## Roadways Category

| Phase           | Project Title/<br>Fund Source | Funding Data                          |                  |                  |                  |                  |                   |
|-----------------|-------------------------------|---------------------------------------|------------------|------------------|------------------|------------------|-------------------|
|                 |                               | Prior                                 | FY2019           | FY2020           | FY2021           | FY2022           | Total             |
| <b>W2019-05</b> | <b>n/a</b>                    | <b>Areawide Urban Reconstruction</b>  |                  |                  |                  |                  |                   |
| ENG             | FED                           | 0                                     | 300,000          | 200,000          | 200,000          | 200,000          | 900,000           |
| ENG             | STATE_MD_SHA                  | 0                                     | 75,000           | 50,000           | 50,000           | 50,000           | 225,000           |
| ROW             | FED                           | 0                                     | 60,000           | 40,000           | 40,000           | 40,000           | 180,000           |
| ROW             | STATE_MD_SHA                  | 0                                     | 15,000           | 10,000           | 10,000           | 10,000           | 45,000            |
| CON             | FED                           | 0                                     | 2,400,000        | 600,000          | 600,000          | 600,000          | 4,200,000         |
| CON             | STATE_MD_SHA                  | 0                                     | 600,000          | 150,000          | 150,000          | 150,000          | 1,050,000         |
|                 | <b>Total</b>                  | <b>0</b>                              | <b>3,450,000</b> | <b>1,050,000</b> | <b>1,050,000</b> | <b>1,050,000</b> | <b>6,600,000</b>  |
| <b>W2019-06</b> | <b>n/a</b>                    | <b>Areawide Congestion Management</b> |                  |                  |                  |                  |                   |
| ENG             | FED                           | 0                                     | 300,000          | 440,000          | 440,000          | 440,000          | 1,620,000         |
| ENG             | STATE_MD_SHA                  | 0                                     | 75,000           | 110,000          | 110,000          | 110,000          | 405,000           |
| ROW             | FED                           | 0                                     | 60,000           | 40,000           | 40,000           | 40,000           | 180,000           |
| ROW             | STATE_MD_SHA                  | 0                                     | 15,000           | 10,000           | 10,000           | 10,000           | 45,000            |
| CON             | FED                           | 0                                     | 1,800,000        | 2,000,000        | 1,400,000        | 1,200,000        | 6,400,000         |
| CON             | STATE_MD_SHA                  | 0                                     | 450,000          | 500,000          | 350,000          | 300,000          | 1,600,000         |
|                 | <b>Total</b>                  | <b>0</b>                              | <b>2,700,000</b> | <b>3,100,000</b> | <b>2,350,000</b> | <b>2,100,000</b> | <b>10,250,000</b> |
| <b>W2019-07</b> | <b>n/a</b>                    | <b>Local Federal Aid Projects</b>     |                  |                  |                  |                  |                   |
| ENG             | FA                            | 1,132,000                             | 0                | 0                | 0                | 0                | 1,132,000         |
| ENG             | LOCAL_WashCo                  | 609,900                               | 200,000          | 0                | 0                | 0                | 809,900           |
| CON             | FA                            | 4,713,000                             | 0                | 0                | 1,346,400        | 2,989,600        | 9,049,000         |
| CON             | LOCAL_WashCo                  | 1,250,900                             | 0                | 0                | 336,600          | 747,400          | 2,334,900         |
|                 | <b>Total</b>                  | <b>7,705,800</b>                      | <b>200,000</b>   | <b>0</b>         | <b>1,683,000</b> | <b>3,737,000</b> | <b>13,325,800</b> |



# Transportation Improvement Program - FY 2019-2022

## Roadways Category

| Phase           | Project Title/<br>Fund Source | Funding Data   |                  |                  |                  |                  |                   |
|-----------------|-------------------------------|--|------------------|------------------|------------------|------------------|-------------------|
|                 |                               | Prior  | FY2019           | FY2020           | FY2021           | FY2022           | Total             |
| <b>W2019-09</b> | <b>WA2451</b>                 | <b>I-70 MD 65 and CSX Bridges Rehabilitation</b>         |                  |                  |                  |                  |                   |
| ENG             | STATE_MD_SHA                  | 243,000  | 676,000          | 59,000           | 0                | 0                | 978,000           |
| CON             | NHPP                          | 0  | 1,232,000        | 5,739,000        | 5,721,000        | 6,584,000        | 19,276,000        |
| CON             | STATE_MD_SHA                  | 0  | 155,000          | 1,164,000        | 1,944,000        | 2,187,000        | 5,450,000         |
|                 | <b>Total</b>                  | <b>243,000</b>   | <b>2,063,000</b> | <b>6,962,000</b> | <b>7,665,000</b> | <b>8,771,000</b> | <b>25,704,000</b> |
| <b>W2019-10</b> |                               | <b>MD 63/MD 68 Resurfacing and Sidewalk Improvements</b> |                  |                  |                  |                  |                   |
| ENG             | FLAP                          | 0  | 0                | 109,000          | 30,000           | 0                | 139,000           |
| ENG             | LOCAL                         | 0  | 0                | 22,000           | 8,000            | 0                | 30,000            |
| ROW             | FLAP                          | 0  | 0                | 30,000           | 10,000           | 0                | 40,000            |
| ROW             | LOCAL                         | 0  | 0                | 7,000            | 3,000            | 0                | 10,000            |
| CON             | FLAP                          | 0  | 0                | 0                | 547,000          | 278,000          | 825,000           |
| CON             | LOCAL                         | 0  | 0                | 0                | 139,000          | 71,000           | 210,000           |
|                 | <b>Total</b>                  | <b>0</b>   | <b>0</b>         | <b>168,000</b>   | <b>737,000</b>   | <b>349,000</b>   | <b>1,254,000</b>  |





# Transportation Improvement Program - FY 2019-2022

## Transit Category

| Phase              | Project Title/<br>Fund Source | Funding Data   |                  |                  |                  |                  |                  |
|--------------------|-------------------------------|--|------------------|------------------|------------------|------------------|------------------|
|                    |                               | Prior  | FY2019           | FY2020           | FY2021           | FY2022           | Total            |
| <b>WT2018-01</b>   | <b>n/a</b>                    | <b>Medium Duty Bus Replacement</b>                   |                  |                  |                  |                  |                  |
| Transit            | 5307                          | 521,800  | 0                | 0                | 0                | 260,900          | 782,700          |
| Transit            | 5339                          | 0  | 398,400          | 321,072          | 0                | 0                | 719,472          |
| Transit            | LOCAL_WCT                     | 163,100  | 49,800           | 40,134           | 0                | 32,600           | 285,634          |
| Transit            | STATE_MD_MTA                  | 97,800   | 49,800           | 40,134           | 0                | 32,600           | 220,334          |
|                    | <b>Total</b>                  | <b>782,700</b>                                       | <b>498,000</b>   | <b>401,340</b>   | <b>0</b>         | <b>326,100</b>   | <b>2,008,140</b> |
| <b>WT2019-01.1</b> | <b>n/a</b>                    | <b>Operating Assistance - Section 5307</b>           |                  |                  |                  |                  |                  |
| Transit            | 5307                          | 0  | 933,500          | 933,500          | 933,500          | 933,500          | 3,734,000        |
| Transit            | LOCAL_WCT                     | 0  | 618,700          | 618,700          | 618,700          | 618,700          | 2,474,800        |
| Transit            | STATE_MD_MTA                  | 0  | 314,800          | 314,800          | 314,800          | 314,800          | 1,259,200        |
|                    | <b>Total</b>                  | <b>0</b>   | <b>1,867,000</b> | <b>1,867,000</b> | <b>1,867,000</b> | <b>1,867,000</b> | <b>7,468,000</b> |
| <b>WT2019-02.1</b> | <b>n/a</b>                    | <b>Capital Assistance - Preventative Maintenance</b> |                  |                  |                  |                  |                  |
| Transit            | 5307                          | 0  | 240,000          | 280,000          | 240,000          | 240,000          | 1,000,000        |
| Transit            | LOCAL_WCT                     | 0  | 30,000           | 35,000           | 30,000           | 30,000           | 125,000          |
| Transit            | STATE_MD_MTA                  | 0  | 30,000           | 35,000           | 30,000           | 30,000           | 125,000          |
|                    | <b>Total</b>                  | <b>0</b>   | <b>300,000</b>   | <b>350,000</b>   | <b>300,000</b>   | <b>300,000</b>   | <b>1,250,000</b> |



# Transportation Improvement Program - FY 2019-2022

## Transit Category

| Phase              | Project Title/<br>Fund Source | Funding Data  |                |          |                |               |                |
|--------------------|-------------------------------|---|----------------|----------|----------------|---------------|----------------|
|                    |                               | Prior   | FY2019         | FY2020   | FY2021         | FY2022        | Total          |
| <b>WT2019-02.7</b> | <b>n/a</b>                    | <b>Capital Assistance - Small Paratransit Bus 504</b>     |                |          |                |               |                |
| Transit            | 5307                          | 58,900  | 0              | 0        | 60,000         | 58,800        | 177,700        |
| Transit            | LOCAL_WCT                     | 7,400   | 0              | 0        | 7,500          | 7,300         | 22,200         |
| Transit            | STATE_MD_MTA                  | 7,400   | 0              | 0        | 7,500          | 7,300         | 22,200         |
|                    | <b>Total</b>                  | <b>73,700</b>   | <b>0</b>       | <b>0</b> | <b>75,000</b>  | <b>73,400</b> | <b>222,100</b> |
| <b>WT2019-03.1</b> | <b>n/a</b>                    | <b>Capital Assistance - Section 5339</b>                  |                |          |                |               |                |
| Transit            | 5339                          | 112,200   | 56,100         | 0        | 0              | 0             | 168,300        |
| Transit            | LOCAL_WCT                     | 14,000  | 7,000          | 0        | 0              | 0             | 21,000         |
| Transit            | STATE_MD_MTA                  | 14,000  | 7,000          | 0        | 0              | 0             | 21,000         |
|                    | <b>Total</b>                  | <b>140,200</b>  | <b>70,100</b>  | <b>0</b> | <b>0</b>       | <b>0</b>      | <b>210,300</b> |
| <b>WT2019-04.1</b> | <b>n/a</b>                    | <b>5310 Capital &amp; Operating - Preventative Maint.</b> |                |          |                |               |                |
| Transit            | 5310                          | 39,900  | 36,000         | 0        | 36,000         | 0             | 111,900        |
| Transit            | LOCAL_WCT                     | 10,000  | 9,000          | 0        | 9,000          | 0             | 28,000         |
|                    | <b>Total</b>                  | <b>49,900</b>   | <b>45,000</b>  | <b>0</b> | <b>45,000</b>  | <b>0</b>      | <b>139,900</b> |
| <b>WT2019-04.2</b> | <b>n/a</b>                    | <b>5310 Capital &amp; Operating - Small Bus Replace</b>   |                |          |                |               |                |
| Transit            | 5310                          | 256,800   | 192,000        | 0        | 192,000        | 0             | 640,800        |
| Transit            | LOCAL_WCT                     | 63,400  | 48,000         | 0        | 48,000         | 0             | 159,400        |
|                    | <b>Total</b>                  | <b>320,200</b>  | <b>240,000</b> | <b>0</b> | <b>240,000</b> | <b>0</b>      | <b>800,200</b> |



# Transportation Improvement Program - FY 2019-2022

## Transit Category

| Phase               | Project Title/<br>Fund Source | Funding Data   |                  |                  |                  |                  |                  |
|---------------------|-------------------------------|--|------------------|------------------|------------------|------------------|------------------|
|                     |                               | Prior  | FY2019           | FY2020           | FY2021           | FY2022           | Total            |
| <b>WT2019-04.3</b>  | <b>n/a</b>                    | <b>5310 Capital &amp; Operating - Mobility Mgmt.</b> |                  |                  |                  |                  |                  |
| Transit             | 5310                          | 88,600   | 80,600           | 0                | 80,600           | 0                | 249,800          |
| Transit             | LOCAL_WCT                     | 22,200   | 20,200           | 0                | 20,100           | 0                | 62,500           |
|                     | <b>Total</b>                  | <b>110,800</b>                                       | <b>100,800</b>   | <b>0</b>         | <b>100,700</b>   | <b>0</b>         | <b>312,300</b>   |
| <b>WT2019-04.4</b>  | <b>n/a</b>                    | <b>Section 5310 - Operating</b>                      |                  |                  |                  |                  |                  |
| Transit             | 5310                          | 254,000  | 453,100          | 0                | 453,100          | 0                | 1,160,200        |
| Transit             | LOCAL_WCT                     | 254,000  | 453,100          | 0                | 453,100          | 0                | 1,160,200        |
|                     | <b>Total</b>                  | <b>508,000</b>                                       | <b>906,200</b>   | <b>0</b>         | <b>906,200</b>   | <b>0</b>         | <b>2,320,400</b> |
| <b>WT2019-04.5</b>  |                               | <b>5310 Capital &amp; Operating - Minivan</b>        |                  |                  |                  |                  |                  |
| Transit             | 5310                          | 0  | 280,000          | 0                | 0                | 0                | 280,000          |
| Transit             | LOCAL                         | 0  | 70,000           | 0                | 0                | 0                | 70,000           |
|                     | <b>Total</b>                  | <b>0</b>   | <b>350,000</b>   | <b>0</b>         | <b>0</b>         | <b>0</b>         | <b>350,000</b>   |
| <b>WVT2019-01.1</b> | <b>n/a</b>                    | <b>Operating Assistance - Section 5307</b>           |                  |                  |                  |                  |                  |
| Transit             | 5307                          | 0  | 718,827          | 808,200          | 808,200          | 808,200          | 3,143,427        |
| Transit             | LOCAL_EPTA                    | 0  | 718,827          | 808,200          | 808,200          | 808,200          | 3,143,427        |
|                     | <b>Total</b>                  | <b>0</b>   | <b>1,437,654</b> | <b>1,616,400</b> | <b>1,616,400</b> | <b>1,616,400</b> | <b>6,286,854</b> |



# Transportation Improvement Program - FY 2019-2022

## Transit Category

| Phase               | Project Title/<br>Fund Source | Funding Data  |                |                |                |                |                  |
|---------------------|-------------------------------|---|----------------|----------------|----------------|----------------|------------------|
|                     |                               | Prior   | FY2019         | FY2020         | FY2021         | FY2022         | Total            |
| <b>WVT2019-02.1</b> | <b>n/a</b>                    | <b>Capital Assistance - Preventative Maintenance</b>    |                |                |                |                |                  |
| Transit             | 5307                          | 0   | 235,500        | 261,200        | 261,200        | 261,200        | 1,019,100        |
| Transit             | LOCAL_EPTA                    | 0   | 68,900         | 65,300         | 65,300         | 63,500         | 263,000          |
|                     | <b>Total</b>                  | <b>0</b>  | <b>304,400</b> | <b>326,500</b> | <b>326,500</b> | <b>324,700</b> | <b>1,282,100</b> |
| <b>WVT2019-02.2</b> | <b>n/a</b>                    | <b>Capital Assistance - Driver pads/Data Collection</b> |                |                |                |                |                  |
| Transit             | 5339                          | 0   | 50,000         | 28,065         | 0              | 0              | 78,065           |
| Transit             | LOCAL_EPTA                    | 0   | 10,000         | 7,017          | 0              | 0              | 17,017           |
|                     | <b>Total</b>                  | <b>0</b>  | <b>60,000</b>  | <b>35,082</b>  | <b>0</b>       | <b>0</b>       | <b>95,082</b>    |
| <b>WVT2019-02.3</b> | <b>n/a</b>                    | <b>Capital Assistance - Miscellaneous Equipment</b>     |                |                |                |                |                  |
| Transit             | 5339                          | 0   | 20,000         | 18,269         | 0              | 0              | 38,269           |
| Transit             | LOCAL_EPTA                    | 0   | 5,000          | 4,568          | 0              | 0              | 9,568            |
|                     | <b>Total</b>                  | <b>0</b>  | <b>25,000</b>  | <b>22,837</b>  | <b>0</b>       | <b>0</b>       | <b>47,837</b>    |
| <b>WVT2019-02.4</b> | <b>n/a</b>                    | <b>Capital Assistance - Bus Radios</b>                  |                |                |                |                |                  |
| Transit             | 5307                          | 0   | 22,400         | 0              | 0              | 0              | 22,400           |
| Transit             | LOCAL_EPTA                    | 0   | 5,600          | 0              | 0              | 0              | 5,600            |
|                     | <b>Total</b>                  | <b>0</b>  | <b>28,000</b>  | <b>0</b>       | <b>0</b>       | <b>0</b>       | <b>28,000</b>    |



# Transportation Improvement Program - FY 2019-2022

## Transit Category

| Phase               | Project Title/<br>Fund Source | Funding Data  |                |                |                |          |                  |
|---------------------|-------------------------------|---|----------------|----------------|----------------|----------|------------------|
|                     |                               | Prior   | FY2019         | FY2020         | FY2021         | FY2022   | Total            |
| <b>WVT2019-03.1</b> | <b>n/a</b>                    | <b>Capital Assistance - Section 5339</b>                    |                |                |                |          |                  |
| Transit             | 5339                          | 42,362  | 405,170        | 430,000        | 0              | 0        | 877,532          |
| Transit             | LOCAL_EPTA                    | 8,472   | 81,034         | 107,500        | 0              | 0        | 197,006          |
|                     | <b>Total</b>                  | <b>50,834</b>   | <b>486,204</b> | <b>537,500</b> | <b>0</b>       | <b>0</b> | <b>1,074,538</b> |
| <b>WVT2019-04.1</b> | <b>n/a</b>                    | <b>Facility Expansion Plan</b>                              |                |                |                |          |                  |
| Transit             | 5305                          | 60,000  | 60,000         | 0              | 80,000         | 0        | 200,000          |
| Transit             | LOCAL_EPTA                    | 15,000  | 15,000         | 0              | 20,000         | 0        | 50,000           |
|                     | <b>Total</b>                  | <b>75,000</b>   | <b>75,000</b>  | <b>0</b>       | <b>100,000</b> | <b>0</b> | <b>250,000</b>   |
| <b>WVT2019-05</b>   | <b>n/a</b>                    | <b>Capital Assistance - Facility and Office Maintenance</b> |                |                |                |          |                  |
| Transit             | 5307                          | 0   | 6,400          | 28,000         | 0              | 0        | 34,400           |
| Transit             | LOCAL_EPTA                    | 0   | 1,600          | 7,000          | 0              | 0        | 8,600            |
|                     | <b>Total</b>                  | <b>0</b>  | <b>8,000</b>   | <b>35,000</b>  | <b>0</b>       | <b>0</b> | <b>43,000</b>    |
| <b>WVT2019-05.1</b> | <b>n/a</b>                    | <b>Capital Assistance - Fare/Data Collection</b>            |                |                |                |          |                  |
| Transit             | 5307                          | 0   | 160,000        | 0              | 120,000        | 0        | 280,000          |
| Transit             | LOCAL_EPTA                    | 0   | 40,000         | 0              | 30,000         | 0        | 70,000           |
|                     | <b>Total</b>                  | <b>0</b>  | <b>200,000</b> | <b>0</b>       | <b>150,000</b> | <b>0</b> | <b>350,000</b>   |



# Transportation Improvement Program - FY 2019-2022

## Transit Category

|              |                               |   | Funding Data |            |        |        |            |  |
|--------------|-------------------------------|---|--------------|------------|--------|--------|------------|--|
| Phase        | Project Title/<br>Fund Source | Prior   | FY2019       | FY2020     | FY2021 | FY2022 | Total      |  |
| WVT2019-05.2 | n/a                           | Capital Assistance - Passenger Amenity                                    |              |            |        |        |            |  |
| Transit      | 5339                          | 140,000   | 140,000      | 74,750     | 0      | 0      | 354,750    |  |
| Transit      | LOCAL_EPTA                    | 35,000  | 35,000       | 18,688     | 0      | 0      | 88,688     |  |
|              | Total                         | 175,000   | 175,000      | 93,438     | 0      | 0      | 443,438    |  |
| WVT2019-06   | n/a                           | Capital Assistance - ADA Minivans   |              |            |        |        |            |  |
| Transit      | 5310                          | 0   | 65,688       | 0          | 0      | 0      | 65,688     |  |
| Transit      | LOCAL_EPTA                    | 0   | 16,422       | 0          | 0      | 0      | 16,422     |  |
|              | Total                         | 0   | 82,110       | 0          | 0      | 0      | 82,110     |  |
| WVT2019-07   | n/a                           | Mobility Management Assistance - Section 5310                             |              |            |        |        |            |  |
| Transit      | 5310                          | 0   | 35,000       | 0          | 0      | 0      | 35,000     |  |
|              | Total                         | 0   | 35,000       | 0          | 0      | 0      | 35,000     |  |
| WVT2019-08   | n/a                           | Section 5339 - Buses and Bus Facilities Infrastructure Investment Program |              |            |        |        |            |  |
| Transit      | 5339                          | 0   | 0            | 10,580,000 | 0      | 0      | 10,580,000 |  |
| Transit      | LOCAL_EPTA                    | 0   | 0            | 900,000    | 0      | 0      | 900,000    |  |
|              | Total                         | 0   | 0            | 11,480,000 | 0      | 0      | 11,480,000 |  |

## **APPENDICES**

**Appendix A – HEPMPO Self-Certification**

**Appendix B – FY 2019-2022 TIP Adoption Resolutions**

**Appendix C – Memorandums of Understanding and Planning Agreements**

**Appendix D – Performance Measure Resolutions**

**Appendix E – Public Participation Documentation**

**Appendix F – Maryland Obligated Project List**

**Appendix G – West Virginia Obligated Project List**

**Appendix H – Individual Project Sheets**

- **WV DOH Projects**
- **Maryland Highway Projects**
- **EPTA Projects**
- **WCT Projects**

**APPENDIX A**

**HEPMPO SELF-CERTIFICATION**



## METROPOLITAN TRANSPORTATION PLANNING PROCESS CERTIFICATION

WHEREAS the USDOT Fixing America's Surface Transportation Act (FAST Act) legislation requires the Metropolitan Planning Organization (MPO) to certify that its transportation planning process is in conformance with regulations; in accordance with 23 CFR 450.220, the Maryland and West Virginia Departments of Transportation and the Hagerstown/Eastern Panhandle Metropolitan Planning Organization, the Metropolitan Planning Organization for the Hagerstown, MD-WV-PA urbanized area, hereby certify that the transportation planning process is addressing the major issues in the metropolitan planning area and is being conducted in accordance with all applicable requirements of:

- I. 23 U.S.C. 134 and 135, 49 U.S.C. 5303 and 5304, 23 CFR Part 450 and this subpart;
- II. In nonattainment and maintenance areas, sections 174 and 176 (c) and (d) of the Clean Air Act, as amended (42 U.S.C. 7504, 7506 (c) and (d)) and 40 CFR part 93;
- III. Title VI of the Civil Rights Act of 1964, as amended (42 U.S.C. 2000d-1) and 49 CFR part 21;
- IV. 49 U.S.C. 5332, prohibiting discrimination on the basis of race, color, creed, national origin, sex, or age in employment or business opportunity;
- V. Section 1101(b) of the FAST Act (Pub. L. 114-357) and 49 CFR part 26 regarding the involvement of disadvantaged business enterprises in USDOT funded projects;
- VI. 23 CFR part 230, regarding the implementation of an equal employment opportunity program on Federal and Federal-aid highway construction contracts;
- VII. The provisions of the Americans with Disabilities Act of 1990 (42 U.S.C. 12101 et seq.) and 49 CFR parts 27, 37, and 38;
- VIII. The Older Americans Act, as amended (42 U.S.C. 6101), prohibiting discrimination on the basis of age in programs or activities receiving Federal financial assistance;
- IX. Section 324 of title 23 U.S.C. regarding the prohibition of discrimination based on gender; and
- X. Section 504 of the Rehabilitation Act of 1973 (29 U.S.C. 794) and 49 CFR part 27 regarding discrimination against individuals with disabilities.

Hagerstown/Eastern Panhandle MPO

Signature

EXECUTIVE DIRECTOR

Title

2/5/19

Date

Maryland Department of Transportation

Signature

SECRETARY

Title

4-5-19

Date

West Virginia Department of Transportation

Signature

Deputy Secretary / Acting Commissioner

Title

3/27/2019

Date



**Hagerstown/Eastern Panhandle Metropolitan Planning Organization**

33 W. Washington St., 4th Floor, Suite 402, Hagerstown, MD 21740

Phone: 240-313-2080, Fax: 240-313-2084

www.hepmo.net

**RESOLUTION NUMBER 2019-14**

**A RESOLUTION BY THE HAGERSTOWN/EASTERN PANHANDLE  
METROPOLITAN PLANNING ORGANIZATION (HEPMPO)**

**CERTIFICATION OF TRANSPORTATION PLANNING PROCESS**

**RECITALS**

**WHEREAS**, the Hagerstown-Eastern Panhandle Metropolitan Planning Organization (HEPMPO) is required by FAST Act to certify that the transportation planning process in our area is being conducted in accordance with all applicable requirements.

**WHEREAS**, these requirements are comprised of:

- I. 23 U.S.C. 134, 49 U.S.C. 5303, and this subpart;
- II. In nonattainment and maintenance areas, sections 174 and 176 (c) and (d) of the Clean Air Act, as amended (42 U.S.C. 7504, 7506 (c) and (d)) and 40 CFR part 93;
- III. Title VI of the Civil Rights Act of 1964, as amended (42 U.S.C. 2000-d-1) and 49 CFR part 21;
- IV. 49 U.S.C. 5332, prohibiting discrimination on the basis of race, color, creed, national origin, sex or age in employment or business opportunity
- V. Section 1101(b) of the FAST Act (Pub. L. 109-59) and 49 CFR part 26 regarding the involvement of disadvantaged business enterprises in USDOT funded projects;
- VI. 23 CFR part 230, regarding the implementation of an equal employment opportunity program on Federal and Federal-aid highway construction contracts;
- VII. The provisions of the Americans with Disabilities Act of 1990 (42 U.S.C. 12101 et seq.) and 49 CFR parts 27, 37 and 38;
- VIII. The Older Americans Act, as amended (42 U.S.C. 6101), prohibiting discrimination on the basis of age in programs or activities receiving Federal financial assistance;
- IX. Section 324 of title 23 U.S.C. regarding the prohibition of discrimination based on gender and
- X. Section 504 of the Rehabilitation Act of 1973 (29 U.S.C. 794) and 49 CFR part 27 regarding discrimination against individuals with disabilities.

**NOW, THEREFORE, BE IT RESOLVED** that the Hagerstown/Eastern Panhandle Metropolitan Planning Organization hereby certify our area's transportation planning process in accordance with 23 CFR 450.334.

PASSED AND DULY ADOPTED this 15<sup>th</sup> day of May 2019.

HAGERSTOWN/EASTERN PANHANDLE  
METROPOLITAN PLANNING ORGANIZATION



**Hagerstown/Eastern Panhandle Metropolitan Planning Organization**

33 W. Washington St., 4th Floor, Suite 402, Hagerstown, MD 21740

Phone: 240-313-2080, Fax: 240-313-2084

[www.hepmpo.net](http://www.hepmpo.net)

By

*Elaine C Mauck*

Elaine C. Mauck, Chair

Attest:

*[Signature]*

## **Self-Certifications**

### *Summary of Statutory Requirements*

#### **Metropolitan Planning**

---

The States of Maryland West Virginia and HEPMPO shall certify to FHWA and FTA at least every four years that the planning process is addressing major issues facing their area and is being conducted in accordance with all applicable transportation planning requirements. The planning process will undergo joint review and evaluation by FHWA, FTA, and the respective State DOTs to determine if the process meets requirements.

The process for developing the Long Range Transportation Plan (LRTP) and programs shall provide for consideration of all modes of transportation and shall be continuing, cooperative and comprehensive to the degree appropriate, based on the complexity of the transportation problems to be solved.

#### **HEPMPO Actions**

HEPMPO is the metropolitan planning organization (MPO) for Berkeley and Jefferson Counties, West Virginia and Washington County, Maryland. As the MPO, we are required by the federal government to bring local government, state transportation agencies and the public into the transportation decision making process. A range of stakeholders come together through HEPMPO to develop:

- Long Range Transportation Plan (LRTP) every four years,
- Unified Planning Work Program (UPWP) annually,
- Transportation Improvement Program (TIP) annually,
- Public Participation Plan,
- Special Studies as required,

Planning is done using a collaborative process that fosters involvement by the public and stakeholders, informs transportation decisions, reflects a community's vision, goals and objectives, considers a variety of alternative strategies and a diverse set of concerns, and accounts for all forms of transportation and their impacts. Guidance is provided through the Technical Advisory Committee (TAC) and the Air Quality Advisory Committee (AQAC) (a subcommittee of the TAC).

#### **Measures prohibiting discrimination and exclusion, and requiring equal opportunity**

---

##### ***Title VI, Civil Rights Act of 1964***

Title VI prohibits exclusion from participation in, denial of benefits of, and discrimination under federally assisted programs on grounds of race, color, or national origin. Title VI assurance regulations were also executed by each State, prohibiting discrimination on the basis of sex or disability.

[23 U.S.C. 324 and 29 U.S.C. 794]

***Disadvantaged Business Enterprises (DBE)***

The DBE program ensures equal opportunity in transportation contracting markets, addresses the effects of discrimination in transportation contracting, and promotes increased participating in federally-funded contracts by small, socially and economically disadvantaged businesses, including minority- and women-owned enterprises. The statute provides that at least 10 percent of the amounts made available for any federal-aid highways, mass transit, and transportation research and technology program be expended with certified DBEs.

[MAP-21, Pub. L. 109-59, Sec. 1101(b); CFR 49, Subtitle A, Part 26]

***Americans with Disabilities Act of 1990 (ADA)***

Programs and activities funded with federal dollars are prohibited from discrimination based on disability. Compliance with the applicable regulations is a condition of receiving federal assistance from the DOT.

***Older Americans Act***

Confirms opportunity for employment with no discriminatory personnel practices because of age. Also, the Older American Act Amendments of 2006 included provisions relating to transportation in Title III-B (Grants for State and Community Programs on Aging, Title IV [Technical Assistance and Innovation to Improve Transportation for Older Individuals], Title V [Senior Community Service Employment Program], and Title VI [Native American Aging Programs].

[Pub. L. 89-73, as amended, and 42 U.S.C. 6101]

***Section 324 of 23 U.S.C.***

No one on the basis of gender shall be denied participation in or benefits of any program or activity receiving federal assistance under Title 23.

***Rehabilitation Act of 1973***

This law protects qualified individuals from discrimination based on their disability. The nondiscrimination requirements of the law apply to employers and organizations that receive financial assistance from any federal department or agency, including the U.S. Department of Health and Human Services (DHHS).

[29 U.S.C. 794 and 49 CFR, Part 27]

**HEPMPO Actions**

It is the policy of HEPMPO to afford equal opportunity for participation in programs, activities and employment. All participation decisions are made without regard to race, color, age, sex, religion, national origin, ancestry, marital status, physical or mental handicap that can reasonably be accommodated, or status as a military veteran.

Public involvement is a key component of the transportation planning and programming process. A proactive public involvement process is one that provides complete information, timely public



notice, and full public access to major transportation decisions, and supports early and continuing involvement of the public in developing transportation plans and programs.

It is the policy of HEPMPO to afford equal opportunity for employment. All employment decisions are made without regard to race, color, age, sex, religion, national origin, ancestry, marital status, physical or mental handicap that can be reasonably accommodated, or status as a military veteran.

As an agency, we are committed to incorporating Title VI throughout our planning process. Contracts with third-party firms, as well as our personnel manual, feature all federally-required non-discriminatory clauses and Disadvantaged Business Enterprises (DBE) assurances.

We are also asked to reach out to people who are traditionally left out of the transportation planning process, such as low-income and minority households. Periodically, the Public Participation Plan (PPP) undergoes an evaluation of its public participation activities and initiatives. The PPP is then revised or amended to enhance public participation in the transportation planning process (available online at [http://www.hepmo.net/PDF/HEPMPO\\_PublicParticipationPlan.pdf](http://www.hepmo.net/PDF/HEPMPO_PublicParticipationPlan.pdf)). HEPMPO must show if transportation investments are adversely impacting these populations and that improvements are equitably distributed. Our Environmental Justice (EJ) and Title VI initiatives seek to identify and mitigate the transportation burdens low-income and minority groups carry. It aims to direct spending into these communities, via our project prioritization process, to improve EJ public participation, as well as to plan for and help guide the implementation of community-based transportation projects.

HEPMPO is fully committed to the spirit and intent of the ADA legislation. To facilitate participation by people with disabilities, the following guidelines and activities apply:

- All HEPMPO public meetings and formal events will be held in facilities that are accessible to persons with disabilities;
- All documents available to the public will be provided in alternative formats for qualified individuals with disabilities; and
- Additional accommodations will be provided on an as-needed basis.

## **APPENDIX B**

### **FY 2019-2022 TIP ADOPTION RESOLUTION(S)**



**Hagerstown/Eastern Panhandle Metropolitan Planning Organization**  
33 W. Washington St., 4th Floor, Suite 402, Hagerstown, MD 21740  
Phone: 240-313-2080, Fax: 240-313-2084  
www.hepmo.net

**RESOLUTION NUMBER 2018-12**

**A RESOLUTION BY THE HAGERSTOWN/EASTERN PANHANDLE  
METROPOLITAN PLANNING ORGANIZATION (HEPMPO)  
ENDORING THE TRANSPORTATION IMPROVEMENT PROGRAM  
(TIP) FOR FY 2019-2022**

**RECITALS**

**WHEREAS**, the MPO is required to develop a Transportation Improvement Program (TIP) in accordance with the requirements of the Fixing America's Surface Transportation Act (FAST Act); and

**WHEREAS**, the attached FY 2019-2022 TIP was developed in cooperation with the Maryland, West Virginia and Pennsylvania Departments of Transportation, and

**WHEREAS**, the attached FY 2019-2022 TIP was developed in accordance with HEPMPO's Public Participation Plan which provides for significant opportunity for input in the planning process; and

**WHEREAS**, the MPO Technical Advisory Committee has reviewed the proposed Transportation Improvement Program and recommended adoption by the Interstate Council of the MPO; and


**WHEREAS**, the Interstate Council of the MPO has determined that the proposed FY 2019-2022 Transportation Improvement Program is consistent with its proposed plans and programs;

**NOW, THEREFORE, BE IT RESOLVED** by the Interstate Council of the Hagerstown-Eastern Panhandle Metropolitan Planning Organization that the Transportation Improvement Program for FY 2019-2022 is hereby adopted.

PASSED AND DULY ADOPTED after motion this 11<sup>th</sup> day of April 2018.

HAGERSTOWN/EASTERN PANHANDLE  
METROPOLITAN PLANNING ORGANIZATION

By   
Mark S. Baldwin, Chairman

Attest: 





**Hagerstown/Eastern Panhandle Metropolitan Planning Organization**  
33 W. Washington St., 4th Floor, Suite 402, Hagerstown, MD 21740  
Phone: 240-313-2080, Fax: 240-313-2084  
[www.hepmo.net](http://www.hepmo.net)

**HAGERSTOWN/EASTERN PANHANDLE  
METROPOLITAN PLANNING ORGANIZATION (HEPMPO)**

**RESOLUTION # 2018 – 15**

**AMENDMENT TO THE 2019-2022 TRANSPORTATION IMPROVEMENT PLAN**

**WHEREAS**, the Hagerstown/Eastern Panhandle Metropolitan Planning Organization (HEPMPO) is the designated Metropolitan Planning Organization for the Hagerstown-MD-WV-PA urbanized area and region, and includes official representatives of the cities of Hagerstown and Martinsburg, the towns of Washington County and of Berkeley County, the counties of Berkeley, Jefferson and Washington as well as representatives of the Maryland Department of Transportation, the West Virginia Department of Transportation, Washington County Transit, and the Eastern Panhandle Transit Authority; and

**WHEREAS**, the Hagerstown/Eastern Panhandle Metropolitan Planning Organization, as the Metropolitan Planning Organization for the Hagerstown-MD-WV-PA urbanized area and region, approved the 2019-2022 Transportation Improvement Program at its April 11, 2016 meeting, with federal concurrence received April 17, 2018; and

**WHEREAS**, federal regulations require that all transportation-related projects must be listed in the approved Transportation Improvement Program with accurate funding schedules in order to be eligible for federal funding; and

**WHEREAS**, the Transportation Improvement Program consists of projects included in, and in support of, the region's long-range transportation plan and ongoing short-range planning efforts; and

**WHEREAS**, the Maryland Department of Transportation has requested approval of an amendment to the 2019-2022 Transportation Improvement Program through the approved Transportation Improvement Program amendment process; and

**WHEREAS**, the Washington County Division of Engineering is requesting to amend one new highway project – Halfway Boulevard Extension, Phase II; and

**WHEREAS**, the Transportation Improvement Program, as amended, continues to display financial reasonableness and re-affirms the appropriate project selection criteria whereby all requirements for a Transportation Improvement Program in the Fixing America's Surface Transportation Act are met; and

**WHEREAS**, the proposed Transportation Improvement Program amendments were publicized for a 14-day review from May 2, 2018 to May 15, 2018. No comments were received on this project.

**NOW, THEREFORE, BE IT RESOLVED** that the Hagerstown/Eastern Panhandle Metropolitan Planning Organization, approves the attached amendments to the 2019-2022



**Hagerstown/Eastern Panhandle Metropolitan Planning Organization**  
33 W. Washington St., 4th Floor, Suite 402, Hagerstown, MD 21740  
Phone: 240-313-2080, Fax: 240-313-2084  
[www.hepmo.net](http://www.hepmo.net)

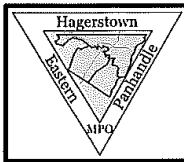
Transportation Improvement Program and finds them to conform to the applicable West Virginia State Implementation Plan and requirements of the 1990 Clean Air Act Amendments.

**I HEREBY CERTIFY** that the Hagerstown/Eastern Panhandle Metropolitan Planning Organization approved the aforementioned resolution on May 16, 2018.

May 16, 2018  
Date

Kevin Cerrone  
Kevin Cerrone, Vice - Chairman  
Hagerstown/Eastern Panhandle MPO

Debra Sue Jekard  
Attest



**Hagerstown/Eastern Panhandle Metropolitan Planning Organization**  
33 W. Washington St., 4th Floor, Suite 402, Hagerstown, MD 21740  
Phone: 240-313-2080, Fax: 240-313-2084  
www.hepmo.net

**HAGERSTOWN/EASTERN PANHANDLE  
METROPOLITAN PLANNING ORGANIZATION (HEPMPO)**

**RESOLUTION # 2019 – 01**

**AMENDMENT TO THE 2019-2022 TRANSPORTATION IMPROVEMENT PLAN**

**WHEREAS**, the Hagerstown/Eastern Panhandle Metropolitan Planning Organization (HEPMPO) is the designated Metropolitan Planning Organization for the Hagerstown-MD-WV-PA urbanized area and region, and includes official representatives of the cities of Hagerstown and Martinsburg, the towns of Washington County and of Berkeley County, the counties of Berkeley, Jefferson and Washington as well as representatives of the Maryland Department of Transportation, the West Virginia Department of Transportation, Washington County Transit, and the Eastern Panhandle Transit Authority; and

**WHEREAS**, the Hagerstown/Eastern Panhandle Metropolitan Planning Organization, as the Metropolitan Planning Organization for the Hagerstown-MD-WV-PA urbanized area and region, approved the 2019-2022 Transportation Improvement Program at its April 11, 2018 meeting, with federal concurrence received April 17, 2018; and

**WHEREAS**, federal regulations require that all transportation-related projects must be listed in the approved Transportation Improvement Program with accurate funding schedules in order to be eligible for federal funding; and

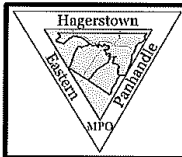
**WHEREAS**, the Transportation Improvement Program consists of projects included in, and in support of, the region's long-range transportation plan and ongoing short-range planning efforts; and

**WHEREAS**, the West Virginia Department of Transportation on the behalf of the West Virginia Division of Highways has requested approval of an amendment to the 2019-2022 Transportation Improvement Program through the approved Transportation Improvement Program amendment process; and

**WHEREAS**, the West Virginia Division of Highways is requesting to amend one new project – WV 45 Apple Harvest Drive Widening; and

**WHEREAS**, the Transportation Improvement Program, as amended, continues to display financial reasonableness and re-affirms the appropriate project selection criteria whereby all requirements for a Transportation Improvement Program in the Fixing America's Surface Transportation Act are met; and

**WHEREAS**, the proposed Transportation Improvement Program amendments were publicized for a 14-day review from August 8, 2018 to August 21, 2018. No comments were received on this project.



**Hagerstown/Eastern Panhandle Metropolitan Planning Organization**

33 W. Washington St., 4th Floor, Suite 402, Hagerstown, MD 21740

Phone: 240-313-2080, Fax: 240-313-2084

[www.hepmpo.net](http://www.hepmpo.net)

**NOW, THEREFORE, BE IT RESOLVED** that the Hagerstown/Eastern Panhandle Metropolitan Planning Organization, approves the attached amendments to the 2017-2020 Transportation Improvement Program and finds them to conform to the applicable West Virginia State Implementation Plan and requirements of the 1990 Clean Air Act Amendments.

**I HEREBY CERTIFY** that the Hagerstown/Eastern Panhandle Metropolitan Planning Organization approved the aforementioned resolution on August 22, 2018.

Aug. 22, 2018  
Date

Kevin Cerrone  
Kevin Cerrone, Vice-Chairman  
Hagerstown/Eastern Panhandle MPO

Debra Sue Eckard  
Attest





**Hagerstown/Eastern Panhandle Metropolitan Planning Organization**  
33 W. Washington St., 4th Floor, Suite 402, Hagerstown, MD 21740  
Phone: 240-313-2080, Fax: 240-313-2084  
[www.hepmo.net](http://www.hepmo.net)

**HAGERSTOWN/EASTERN PANHANDLE  
METROPOLITAN PLANNING ORGANIZATION (HEPMPO)**

**RESOLUTION # 2019 – 06**

**AMENDMENT TO THE 2019-2022 TRANSPORTATION IMPROVEMENT PLAN**

**WHEREAS**, the Hagerstown/Eastern Panhandle Metropolitan Planning Organization (HEPMPO) is the designated Metropolitan Planning Organization for the Hagerstown-MD-WV-PA urbanized area and region, and includes official representatives of the cities of Hagerstown and Martinsburg, the towns of Washington County and of Berkeley County, the counties of Berkeley, Jefferson and Washington as well as representatives of the Maryland Department of Transportation, the West Virginia Department of Transportation, Washington County Transit, and the Eastern Panhandle Transit Authority; and

**WHEREAS**, the Hagerstown/Eastern Panhandle Metropolitan Planning Organization, as the Metropolitan Planning Organization for the Hagerstown-MD-WV-PA urbanized area and region, approved the 2019-2022 Transportation Improvement Program at its April 11, 2018 meeting, with federal concurrence received April 17, 2018; and

**WHEREAS**, federal regulations require that all transportation-related projects must be listed in the approved Transportation Improvement Program with accurate funding schedules in order to be eligible for federal funding; and

**WHEREAS**, the Transportation Improvement Program consists of projects included in, and in support of, the region's long-range transportation plan and ongoing short-range planning efforts; and

**WHEREAS**, the West Virginia Department of Transportation on the behalf of the West Virginia Division of Highways has requested approval of an amendment to the 2019-2022 Transportation Improvement Program through the approved Transportation Improvement Program amendment process; and

**WHEREAS**, the Eastern Panhandle Transit Authority is requesting to amend two new projects Capital Assistance-ADA Minivans and Mobility Management Assistance; and

**WHEREAS**, the Transportation Improvement Program, as amended, continues to display financial reasonableness and re-affirms the appropriate project selection criteria whereby all requirements for a Transportation Improvement Program in the Fixing America's Surface Transportation Act are met; and

**WHEREAS**, the proposed Transportation Improvement Program amendments were publicized for a 14-day review from October 3, 2018 to October 16, 2018. No comments were received on this project.



**Hagerstown/Eastern Panhandle Metropolitan Planning Organization**  
33 W. Washington St., 4th Floor, Suite 402, Hagerstown, MD 21740  
Phone: 240-313-2080, Fax: 240-313-2084  
[www.hepmo.net](http://www.hepmo.net)

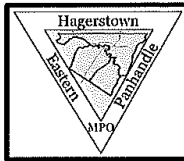
**NOW, THEREFORE, BE IT RESOLVED** that the Hagerstown/Eastern Panhandle Metropolitan Planning Organization, approves the attached amendments to the 2019-2022 Transportation Improvement Program and finds them to conform to the applicable West Virginia State Implementation Plan and requirements of the 1990 Clean Air Act Amendments.

**I HEREBY CERTIFY** that the Hagerstown/Eastern Panhandle Metropolitan Planning Organization approved the aforementioned resolution on October 17, 2018.

10/17/2018  
Date

Mark S. Baldwin  
Mark S. Baldwin, Chairman  
Hagerstown/Eastern Panhandle MPO

Debra Sue Eckard  
Attest



**Hagerstown/Eastern Panhandle Metropolitan Planning Organization**  
33 W. Washington St., 4th Floor, Suite 402, Hagerstown, MD 21740  
Phone: 240-313-2080, Fax: 240-313-2084  
www.hepmo.net

**HAGERSTOWN/EASTERN PANHANDLE  
METROPOLITAN PLANNING ORGANIZATION (HEPMPO)**

**RESOLUTION # 2019 – 07**

**AMENDMENT TO THE 2019-2022 TRANSPORTATION IMPROVEMENT PLAN**

**WHEREAS**, the Hagerstown/Eastern Panhandle Metropolitan Planning Organization (HEPMPO) is the designated Metropolitan Planning Organization for the Hagerstown-MD-WV-PA urbanized area and region, and includes official representatives of the cities of Hagerstown and Martinsburg, the towns of Washington County and of Berkeley County, the counties of Berkeley, Jefferson and Washington as well as representatives of the Maryland Department of Transportation, the West Virginia Department of Transportation, Washington County Transit, and the Eastern Panhandle Transit Authority; and

**WHEREAS**, the Hagerstown/Eastern Panhandle Metropolitan Planning Organization, as the Metropolitan Planning Organization for the Hagerstown-MD-WV-PA urbanized area and region, approved the 2019-2022 Transportation Improvement Program at its April 11, 2018 meeting, with federal concurrence received April 17, 2018; and

**WHEREAS**, federal regulations require that all transportation-related projects must be listed in the approved Transportation Improvement Program with accurate funding schedules in order to be eligible for federal funding; and

**WHEREAS**, the Transportation Improvement Program consists of projects included in, and in support of, the region's long-range transportation plan and ongoing short-range planning efforts; and

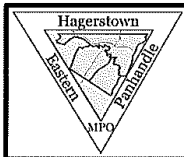
**WHEREAS**, the Maryland Department of Transportation has requested approval of an amendment to the 2019-2022 Transportation Improvement Program through the approved Transportation Improvement Program amendment process; and

**WHEREAS**, the Maryland Department of Transportation is requesting to amend one new highway project – I-70 MD 65 and CSX Bridges Rehabilitation; and

**WHEREAS**, the Transportation Improvement Program, as amended, continues to display financial reasonableness and re-affirms the appropriate project selection criteria whereby all requirements for a Transportation Improvement Program in the Fixing America's Surface Transportation Act are met; and

**WHEREAS**, the proposed Transportation Improvement Program amendments were publicized for a 14-day review from January 2, 2019 to January 15, 2019. No comments were received on this project.

**NOW, THEREFORE, BE IT RESOLVED** that the Hagerstown/Eastern Panhandle Metropolitan Planning Organization, approves the attached amendments to the 2019-2022



**Hagerstown/Eastern Panhandle Metropolitan Planning Organization**

33 W. Washington St., 4th Floor, Suite 402, Hagerstown, MD 21740

Phone: 240-313-2080, Fax: 240-313-2084

[www.hepmo.net](http://www.hepmo.net)

Transportation Improvement Program and finds them to conform to the applicable West Virginia State Implementation Plan and requirements of the 1990 Clean Air Act Amendments.

**I HEREBY CERTIFY** that the Hagerstown/Eastern Panhandle Metropolitan Planning Organization approved the aforementioned resolution on January 16, 2019.

Jan 16, 2019  
Date

Mark S. Baldwin  
Mark S. Baldwin, Chairman  
Hagerstown/Eastern Panhandle MPO

Debra Sue Eckard  
Attest





**Hagerstown/Eastern Panhandle Metropolitan Planning Organization**  
33 W. Washington St., 4th Floor, Suite 402, Hagerstown, MD 21740  
Phone: 240-313-2080, Fax: 240-313-2084  
www.hepmo.net

**HAGERSTOWN/EASTERN PANHANDLE  
METROPOLITAN PLANNING ORGANIZATION (HEPMPO)**

**RESOLUTION # 2019 – 11**

**AMENDMENT TO THE 2019-2022 TRANSPORTATION IMPROVEMENT PROGRAM**

**WHEREAS**, the Hagerstown/Eastern Panhandle Metropolitan Planning Organization (HEPMPO) is the designated Metropolitan Planning Organization for the Hagerstown-MD-WV-PA urbanized area and region, and includes official representatives of the cities of Hagerstown and Martinsburg, the towns of Washington County and of Berkeley County, the counties of Berkeley, Jefferson and Washington as well as representatives of the Maryland Department of Transportation, the West Virginia Department of Transportation, Washington County Transit, and the Eastern Panhandle Transit Authority; and

**WHEREAS**, the Hagerstown/Eastern Panhandle Metropolitan Planning Organization, as the Metropolitan Planning Organization for the Hagerstown-MD-WV-PA urbanized area and region, approved the 2019-2022 Transportation Improvement Program at its April 11, 2018 meeting, with federal concurrence received April 17, 2018; and

**WHEREAS**, federal regulations require that all transportation-related projects must be listed in the approved Transportation Improvement Program with accurate funding schedules in order to be eligible for federal funding; and

**WHEREAS**, the Transportation Improvement Program consists of projects included in, and in support of, the region's long-range transportation plan and ongoing short-range planning efforts; and

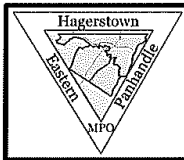
**WHEREAS**, the Eastern Panhandle Transit Authority has requested approval of an amendment to the 2019-2022 Transportation Improvement Program through the approved Transportation Improvement Program amendment process; and

**WHEREAS**, the Eastern Panhandle Transit Authority is requesting to amend one new project Section 5339 – Buses and Bus Facilities Infrastructure Investment Program; and

**WHEREAS**, the Transportation Improvement Program, as amended, continues to display financial reasonableness and re-affirms the appropriate project selection criteria whereby all requirements for a Transportation Improvement Program in the Fixing America's Surface Transportation Act are met; and

**WHEREAS**, the proposed Transportation Improvement Program amendments were publicized for a 14-day review from March 6, 2019 to March 19, 2019. No comments were received on this project.

**NOW, THEREFORE, BE IT RESOLVED** that the Hagerstown/Eastern Panhandle Metropolitan Planning Organization, approves the attached amendments to the 2019-2022



**Hagerstown/Eastern Panhandle Metropolitan Planning Organization**

33 W. Washington St., 4th Floor, Suite 402, Hagerstown, MD 21740

Phone: 240-313-2080, Fax: 240-313-2084

[www.hepmpo.net](http://www.hepmpo.net)

Transportation Improvement Program and finds them to conform to the applicable West Virginia State Implementation Plan and requirements of the 1990 Clean Air Act Amendments.

**I HEREBY CERTIFY** that the Hagerstown/Eastern Panhandle Metropolitan Planning Organization approved the aforementioned resolution on March 20, 2019.

3-20-19

Date

Elaine C. Mauck

Elaine C. Mauck, Chair  
Hagerstown/Eastern Panhandle MPO

Debra Sue Lehard

Attest



**Hagerstown/Eastern Panhandle Metropolitan Planning Organization**  
33 W. Washington St., 4th Floor, Suite 402, Hagerstown, MD 21740  
Phone: 240-313-2080, Fax: 240-313-2084  
[www.hepmo.net](http://www.hepmo.net)

**HAGERSTOWN/EASTERN PANHANDLE  
METROPOLITAN PLANNING ORGANIZATION (HEPMPO)**

**RESOLUTION # 2019 – 12**

**AMENDMENT TO THE 2019-2022 TRANSPORTATION IMPROVEMENT PROGRAM**

**WHEREAS**, the Hagerstown/Eastern Panhandle Metropolitan Planning Organization (HEPMPO) is the designated Metropolitan Planning Organization for the Hagerstown-MD-WV-PA urbanized area and region, and includes official representatives of the cities of Hagerstown and Martinsburg, the towns of Washington County and of Berkeley County, the counties of Berkeley, Jefferson and Washington as well as representatives of the Maryland Department of Transportation, the West Virginia Department of Transportation, Washington County Transit, and the Eastern Panhandle Transit Authority; and

**WHEREAS**, the Hagerstown/Eastern Panhandle Metropolitan Planning Organization, as the Metropolitan Planning Organization for the Hagerstown-MD-WV-PA urbanized area and region, approved the 2019-2022 Transportation Improvement Program at its April 11, 2018 meeting, with federal concurrence received April 17, 2018; and

**WHEREAS**, federal regulations require that all transportation-related projects must be listed in the approved Transportation Improvement Program with accurate funding schedules in order to be eligible for federal funding; and

**WHEREAS**, the Transportation Improvement Program consists of projects included in, and in support of, the region's long-range transportation plan and ongoing short-range planning efforts; and

**WHEREAS**, the West Virginia Department of Transportation has requested approval of an amendment to the 2019-2022 Transportation Improvement Program through the approved Transportation Improvement Program amendment process; and

**WHEREAS**, the West Virginia Department of Transportation is requesting to amend one new project the Tabler Station Interchange Improvements; and

**WHEREAS**, the Transportation Improvement Program, as amended, continues to display financial reasonableness and re-affirms the appropriate project selection criteria whereby all requirements for a Transportation Improvement Program in the Fixing America's Surface Transportation Act are met; and

**WHEREAS**, the proposed Transportation Improvement Program amendments were publicized for a 14-day review from May 1, 2019 to May 14, 2019. No comments were received on this project.

**NOW, THEREFORE, BE IT RESOLVED** that the Hagerstown/Eastern Panhandle Metropolitan Planning Organization, approves the attached amendments to the 2019-2022



**Hagerstown/Eastern Panhandle Metropolitan Planning Organization**

33 W. Washington St., 4th Floor, Suite 402, Hagerstown, MD 21740

Phone: 240-313-2080, Fax: 240-313-2084

[www.hepmo.net](http://www.hepmo.net)

Transportation Improvement Program and finds them to conform to the applicable West Virginia State Implementation Plan and requirements of the 1990 Clean Air Act Amendments.

**I HEREBY CERTIFY** that the Hagerstown/Eastern Panhandle Metropolitan Planning Organization approved the aforementioned resolution on May 15, 2019.

5/15/19  
Date

Elaine C Mauck  
Elaine C. Mauck, Chair  
Hagerstown/Eastern Panhandle MPO

[Signature]  
Attest





**Hagerstown/Eastern Panhandle Metropolitan Planning Organization**  
33 W. Washington St., 4th Floor, Suite 402, Hagerstown, MD 21740  
Phone: 240-313-2080, Fax: 240-313-2084  
www.hepmo.net

**HAGERSTOWN/EASTERN PANHANDLE  
METROPOLITAN PLANNING ORGANIZATION (HEPMPO)**

**RESOLUTION # 2020- 01**

**AMENDMENT TO THE 2019-2022 TRANSPORTATION IMPROVEMENT PLAN**

**WHEREAS**, the Hagerstown/Eastern Panhandle Metropolitan Planning Organization (HEPMPO) is the designated Metropolitan Planning Organization for the Hagerstown-MD-WV-PA urbanized area and region, and includes official representatives of the cities of Hagerstown and Martinsburg, the towns of Washington County and of Berkeley County, the counties of Berkeley, Jefferson and Washington as well as representatives of the Maryland Department of Transportation, the West Virginia Department of Transportation, Washington County Transit, and the Eastern Panhandle Transit Authority; and

**WHEREAS**, the Hagerstown/Eastern Panhandle Metropolitan Planning Organization, as the Metropolitan Planning Organization for the Hagerstown-MD-WV-PA urbanized area and region, approved the 2019-2022 Transportation Improvement Program at its April 11, 2018 meeting, with federal concurrence received April 17, 2018; and

**WHEREAS**, federal regulations require that all transportation-related projects must be listed in the approved Transportation Improvement Program with accurate funding schedules in order to be eligible for federal funding; and

**WHEREAS**, the Transportation Improvement Program consists of projects included in, and in support of, the region's long-range transportation plan and ongoing short-range planning efforts; and

**WHEREAS**, the Maryland Department of Transportation has requested approval of an amendment to the 2019-2022 Transportation Improvement Program through the approved Transportation Improvement Program amendment process; and

**WHEREAS**, the Maryland Department of Transportation is requesting to amend one new highway project – MD 63/MD 68 Resurfacing and Sidewalk Improvements; and

**WHEREAS**, the Transportation Improvement Program, as amended, continues to display financial reasonableness and re-affirms the appropriate project selection criteria whereby all requirements for a Transportation Improvement Program in the Fixing America's Surface Transportation Act are met; and

**WHEREAS**, the proposed Transportation Improvement Program amendments were publicized for a 14-day review from August 7, 2019 to August 20, 2019. No comments were received on this project.

**NOW, THEREFORE, BE IT RESOLVED** that the Hagerstown/Eastern Panhandle Metropolitan Planning Organization, approves the attached amendments to the 2019-2022



**Hagerstown/Eastern Panhandle Metropolitan Planning Organization**

33 W. Washington St., 4th Floor, Suite 402, Hagerstown, MD 21740

Phone: 240-313-2080, Fax: 240-313-2084

[www.hepmo.net](http://www.hepmo.net)

Transportation Improvement Program and finds them to conform to the applicable West Virginia State Implementation Plan and requirements of the 1990 Clean Air Act Amendments.

**I HEREBY CERTIFY** that the Hagerstown/Eastern Panhandle Metropolitan Planning Organization approved the aforementioned resolution on August 21, 2019.

8-27-19

Date

Elaine C. Mauck

Elaine C. Mauck, Chair  
Hagerstown/Eastern Panhandle MPO

[Signature]

Attest



**Hagerstown/Eastern Panhandle Metropolitan Planning Organization**  
33 W. Washington St., 4th Floor, Suite 402, Hagerstown, MD 21740  
Phone: 240-313-2080, Fax: 240-313-2084  
[www.hepmo.net](http://www.hepmo.net)

**HAGERSTOWN/EASTERN PANHANDLE  
METROPOLITAN PLANNING ORGANIZATION (HEPMPO)**

**RESOLUTION # 2020- 02**

**AMENDMENT TO THE 2019-2022 TRANSPORTATION IMPROVEMENT PLAN**

**WHEREAS**, the Hagerstown/Eastern Panhandle Metropolitan Planning Organization (HEPMPO) is the designated Metropolitan Planning Organization for the Hagerstown-MD-WV-PA urbanized area and region, and includes official representatives of the cities of Hagerstown and Martinsburg, the towns of Washington County and of Berkeley County, the counties of Berkeley, Jefferson and Washington as well as representatives of the Maryland Department of Transportation, the West Virginia Department of Transportation, Washington County Transit, and the Eastern Panhandle Transit Authority; and

**WHEREAS**, the Hagerstown/Eastern Panhandle Metropolitan Planning Organization, as the Metropolitan Planning Organization for the Hagerstown-MD-WV-PA urbanized area and region, approved the 2019-2022 Transportation Improvement Program at its April 11, 2018 meeting, with federal concurrence received April 17, 2018; and

**WHEREAS**, federal regulations require that all transportation-related projects must be listed in the approved Transportation Improvement Program with accurate funding schedules in order to be eligible for federal funding; and

**WHEREAS**, the Transportation Improvement Program consists of projects included in, and in support of, the region's long-range transportation plan and ongoing short-range planning efforts; and

**WHEREAS**, the Maryland Department of Transportation has requested approval of an amendment to the 2019-2022 Transportation Improvement Program through the approved Transportation Improvement Program amendment process; and

**WHEREAS**, the Maryland Department of Transportation Maryland Transit Administration is requesting to amend one new transit project – 5310 Capital & Operating – Minivan; and

**WHEREAS**, the Transportation Improvement Program, as amended, continues to display financial reasonableness and re-affirms the appropriate project selection criteria whereby all requirements for a Transportation Improvement Program in the Fixing America's Surface Transportation Act are met; and

**WHEREAS**, the proposed Transportation Improvement Program amendments were publicized for a 14-day review from August 7, 2019 to August 20, 2019. No comments were received on this project.

**NOW, THEREFORE, BE IT RESOLVED** that the Hagerstown/Eastern Panhandle Metropolitan Planning Organization, approves the attached amendments to the 2019-2022





**Hagerstown/Eastern Panhandle Metropolitan Planning Organization**

33 W. Washington St., 4th Floor, Suite 402, Hagerstown, MD 21740

Phone: 240-313-2080, Fax: 240-313-2084

www.hepmo.net

Transportation Improvement Program and finds them to conform to the applicable West Virginia State Implementation Plan and requirements of the 1990 Clean Air Act Amendments.

**I HEREBY CERTIFY** that the Hagerstown/Eastern Panhandle Metropolitan Planning Organization approved the aforementioned resolution on August 21, 2019.

8-27-19

Date

Elaine C. Mauck

Elaine C. Mauck, Chair  
Hagerstown/Eastern Panhandle MPO

[Signature]

Attest



**APPENDIX C**

**MEMORANDUMS OF UNDERSTANDING  
AND PLANNING AGREEMENTS**

**MEMORANDUM OF UNDERSTANDING**  
**Coordination of the Transportation Planning Processes**  
**Between**  
**Franklin County Metropolitan Planning Organization**  
**and**  
**Hagerstown/Eastern Panhandle Metropolitan Planning Organization**

I. Background and Purpose

- A. The Hagerstown/Eastern Panhandle Metropolitan Planning Organization (HEPMPO) and the Franklin County Metropolitan Planning Organization (Franklin MPO) recognize that the Hagerstown, Maryland, Urbanized Boundary extends into Franklin County, Pennsylvania. The purpose of this agreement is to define the roles and responsibilities of the Metropolitan Planning Organizations (MPOs).
- B. This agreement provides the framework for the responsibilities of the Franklin MPO and HEPMPPO in regard to the federally mandated transportation planning and programming for the Hagerstown Urbanized Area within Franklin County. Each MPO will coordinate with the other on planning and programming of studies and projects that will impact the economy, environment, transportation systems and quality of life for the citizens within their respective planning areas.

II. General Points of Understanding and Agreement

- A. We agree to collaborate in the planning, conduct and reporting of transportation related information at the state and regional levels. We agree to share information and plans in order to achieve the goals of state and regional transportation plans, and to assist, where appropriate, in the joint selection of projects, and improve the coordination of investment across borders.
- B. We agree to work together to achieve compliance with all federal planning regulations and guidance.
- C. We agree that staffs of both MPOs will meet as needed to review progress of cooperative efforts, to discuss key findings from program activities, and to discuss the scope, plans and implementation of activities under consideration for the next planning cycle.
- D. We agree that Franklin County will maintain a non-voting seat on the HEPMPPO Board and a representative from the HEPMPPO will have a non-voting seat on the Franklin County MPO Board.
- E. This agreement will be reviewed when either agency identifies the need for a review.

### III. Specific Points of Understanding and Agreement

#### A. MPO Boundary

1. We recognize the Franklin MPO Boundary is the entire County of Franklin.

#### B. Long Range Transportation Plans (LRTPs)

1. We recognize the currently adopted Franklin County Metropolitan Planning Organization Long Range Transportation Plan is the transportation plan for Franklin County, Pennsylvania. This includes the portion of the Hagerstown Urbanized Area in Franklin County.
2. We agree the Franklin MPO should address planning/programming needs of the Hagerstown Urbanized Area within Franklin County. Findings of the Franklin MPO concerning its portion of the Hagerstown Urbanized Area will be incorporated in the Long Range Transportation Plan for the Franklin MPO.

#### C. Transportation Improvement Program (TIP)

1. We agree to work together on planning and programming transportation projects for the Hagerstown Urbanized Area within Franklin County where applicable funds are spent on projects and programs that improve the transportation system. However, the Franklin County MPO will program the projects for the section of the Hagerstown Urbanized Area within Franklin County.

#### D. Unified Planning Work Program (UPWP)

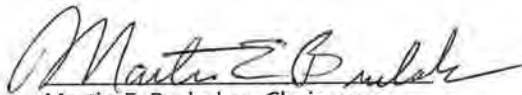
1. The Franklin MPO will develop and submit a work plan for all work in the Hagerstown Urbanized Area within Franklin County.
2. To help ensure the continuity of federal funds and help support the planning process within the two existing MPO planning area boundaries, each agency agrees to abide by the methodology and process currently used to allocate planning funds to the respective MPOs.

#### E. Other Planning Activities

1. We agree to work together to identify the need for corridor projects that cross the MPO boundary.
2. We agree the Franklin MPO will address urban area boundary issues and review the functional classification of all public roads and streets within

Franklin County on a periodic basis. This review will be completed using the National Functional Classification System guidelines.

3. We agree to cooperate with planning and implementation of our respective management and monitoring systems, especially the congestion management processes (CMP) system.
4. We agree to coordinate air quality maintenance and conformity issues as they affect the regional attainment status and conformity of each MPO's Long Range Transportation Plan and Transportation Improvement Program. However, the Franklin County MPO will be responsible for air quality maintenance and conformity relative to the Hagerstown Urbanized Area within Franklin County.



Martin E. Brubaker, Chairman  
Hagerstown/Eastern Panhandle MPO

June 5, 2013

Date



Robert Thomas, Chairman  
Franklin County MPO

May 1, 2011

Date

**AGREEMENT AND  
MEMORANDUM OF UNDERSTANDING  
FOR  
COOPERATIVE TRANSPORTATION PLANNING  
BETWEEN  
HAGERSTOWN/EASTERN PANHANDLE METROPOLITAN PLANNING  
ORGANIZATION  
AND  
WASHINGTON COUNTY TRANSIT**

This Memorandum of Understanding is agreed and entered into on this day 9<sup>th</sup> day of March, 2017 between Hagerstown/Eastern Panhandle Metropolitan Planning Organization, hereinafter called HEPMPO, and Washington County Transit, hereinafter called WCT. This agreement specifies the roles and responsibilities of HEPMPO, the Metropolitan Planning Organization (MPO) for Washington County MD, Berkeley County WV, Jefferson County WV, Franklin County PA and WCT, the grantee, a publicly owned operator providing deviated route and demand response transit services for carrying out federal transportation planning and programming requirements for a continuing, cooperative and comprehensive transportation planning process.

This agreement provides the parameters for fulfilling the federal transportation planning requirements, and the cooperative effort between the agencies in meeting these requirements. This MOU specifically addresses the roles and responsibilities related to the development of the annual Unified Planning Work Program of a transit component, development of the local Transportation Improvement Program (TIP) and State Transportation Improvement Program (STIP), Air Quality Conformity Determinations, and the development and maintenance of the Multimodal Long Range Transportation Plan.

The roles and responsibilities of the cooperating agencies under this MOU are as follows:

**Section 1: Role and Responsibilities of HEPMPO**

- A. Role:** To carry out the continuing, cooperative and comprehensive transportation planning process by providing the technical and administrative services necessary to fulfill all applicable federal transportation planning requirements.
- B. Responsibilities:** In accordance with the current Statutory Planning and Programming Requirements in Fixing Americas Surface Transportation Act (FAST Act) and the previous legislation Moving Ahead for Progress in the 21<sup>st</sup> Century (MAP-21), as well as other federal and state regulations, HEPMPO is responsible for the following activity:
1. Develop an annual Unified Planning Work Program and budget inclusive of a transit work element.
  2. Develop and maintain a fiscally constrained Long Range Multimodal Transportation Plan that addresses the planning factors identified in the transportation legislation. The Long Range Plan and Transportation Improvement Program will incorporate FAST Act and MAP-21 transit provisions including asset management and safety plans with recommendations developed by the transit agency.
  3. Develop and maintain a Transportation Improvement Program (TIP) for the HEPMPO metropolitan planning area inclusive of all highway and transit projects programmed during the TIP period consistent with the TIP/STIP guidelines and timeframes.
  4. Develop an annual listing of obligated projects from the previous fiscal year. The list is to be developed in conjunction with the state and transit provider and made available for public

Monday, May 01, 2017



- review. HEPMPO will contact the transit agency to obtain the information.
5. Develop and maintain a public involvement/participation plan establishing a framework for soliciting public comments on all plans and programs developed by the HEPMPO. Within the plan are procedures and specific timeframes for posting notices and accepting comments relative to the Long Range Transportation Plan and Transportation Improvement Program.
  6. HEPMPO may coordinate any plan development requirements initiated by the state to maintain a coordinated effort between public, private, and non-profit transportation service, human service providers and the general public. The project selection and funding requirements under the former New Freedom program was made optional under MAP-21. Participation in the planning process may be required for grant recipients under the Enhanced Mobility of Seniors and Individuals with Disabilities Program (5310).
  7. Schedule board meetings with the Policy Board and Technical Advisory Committee. Meeting notices, agendas and proposed resolutions are provided to the board prior to each meeting for review.
  8. Provide technical assistance to the local units of government and transit agencies cooperating in the transportation planning process.
  9. Perform the required air quality conformity analysis and determination on all plans and programs developed by HEPMPO.
  10. Coordinate with state, local units of government, and transit agency in the development of all plans, programs and policies established by HEPMPO.
  11. HEPMPO in coordination with the state and transit agency will establish performance targets as required by the Federal Transit Administration's Transit Asset Management and Safety-Related Final Rules.

## **Section 2: Roles and Responsibilities of WCT**

- A. Role:** To provide deviated route and demand response transit service within the service areas of Washington County, Maryland. Participate in the transportation planning process to insure compliance with FAST Act transit provisions.
- B. Responsibilities:** Within the frame work of the transportation planning process WCT is represented on the HEPMPO Interstate Council (voting board) and the Technical Advisory Committee (non-voting). As a TAC member WCT provides the Policy Board with technical guidance when making policy decisions and coordinates with HEPMPO to ensure that transit issues are adequately addressed. The responsibilities of the WCT in the planning process are as follows:
  1. To review the planning activity identified in the Unified Planning Work Program to insure that all transit planning emphasis areas are being met.
  2. To participate in the development of the Long Range Multimodal Transportation Plan for the region providing transit program improvements, project cost estimates, and fiscal projections.
  3. To Participate in the development and maintenance of the Transportation Improvement Program providing HEPMPO with the appropriate project information including capital and operating expenses covering the TIP period.
  4. WCT will provide HEPMPO with a list of obligated transit projects from the previous fiscal year to fulfill the annual listing of projects requirement.
  5. The transit agency will review public notices as they relate to transit activity to insure that program requirements are fulfilled.
  6. As a public transit provider, WCT will serve as a stakeholder/committee member in the development and maintenance of the Coordinated Public Transit-Human Services Transportation Plan.
  7. To attend HEPMPO meetings providing transit status reports as necessary.

Monday, May 01, 2017

8. To provide transit related data that supports plans and programs developed through the transportation planning process.
9. To provide the Policy Board with technical assistance that aides in policy decision making.
10. In coordination and cooperation with HEPMPO and the Maryland Transit Administration, WCT will participate in the establishment and maintenance of performance measures and targets.
11. The transit agency will be part of a group transit asset management plan that at a minimum includes capital inventories, condition assessments, and investment prioritization. The transit agency will develop a public safety plan that at a minimum includes safety risk identification and evaluation, minimizing exposure to hazards and performance targets. The information is to be shared with the HEPMPO for incorporation into the Long Range Transportation Plan.

### **Section 3: Amendments**

HEPMPO will continue to review any agreements with WCT to ensure that they continue to satisfy all planning requirements. HEPMPO and WCT may cooperatively amend any sections of this Agreement/MOU in accordance with any new or revised federal regulations. This Agreement/MOU shall remain in effect unless the HEPMPO and WCT terminate the MOU in writing.

Agreed to this 25<sup>th</sup> day of April, 2017

By:



---

Matthew Mullenax, Executive Director  
Hagerstown/Eastern Panhandle Metropolitan Planning Organization



---

Kevin Cerrone, Director  
Washington County Transit

Monday, May 01, 2017

**AGREEMENT AND  
MEMORANDUM OF UNDERSTANDING  
FOR  
COOPERATIVE TRANSPORTATION PLANNING  
BETWEEN  
HAGERSTOWN/EASTERN PANHANDLE METROPOLITAN PLANNING  
ORGANIZATION  
AND  
EASTERN PANHANDLE TRANSIT AUTHORITY**

This Memorandum of Understanding is agreed and entered into on this day 9<sup>th</sup> day of June, 2017 between Hagerstown/Eastern Panhandle Metropolitan Planning Organization, hereinafter called HEPMPO, the Eastern Panhandle Transit Authority, hereinafter called EPTA. This agreement specifies the roles and responsibilities of HEPMPO, the Metropolitan Planning Organization (MPO) for Washington County MD, Berkeley County WV, Jefferson County WV, Franklin County PA and EPTA, the grantee, a publicly owned operator providing deviated route and demand response transit services for carrying out federal transportation planning and programming requirements for a continuing, cooperative and comprehensive transportation planning process.

This agreement provides the parameters for fulfilling the federal transportation planning requirements, and the cooperative effort between the agencies in meeting these requirements. This MOU specifically addresses the roles and responsibilities related to the development of the annual Unified Planning Work Program of a transit component, development of the local Transportation Improvement Program (TIP) and State Transportation Improvement Program (STIP), Air Quality Conformity Determinations, and the development and maintenance of the Multimodal Long Range Transportation Plan.

The roles and responsibilities of the cooperating agencies under this MOU are as follows:

**Section 1: Role and Responsibilities of HEPMPO**

- A. Role:** To carry out the continuing, cooperative and comprehensive transportation planning process by providing the technical and administrative services necessary to fulfill all applicable federal transportation planning requirements.
- B. Responsibilities:** In accordance with the current Statutory Planning and Programming Requirements in Fixing Americas Surface Transportation Act (Fast Act) and the previous legislation Moving Ahead for Progress in the 21<sup>st</sup> Century (MAP-21), as well as other federal and state regulations, HEPMPO is responsible for the following activity:
  - 1. Develop an annual Unified Planning Work Program and budget inclusive of a transit work element.
  - 2. Develop and maintain a fiscally constrained Long Range Multimodal Transportation Plan that addresses the planning factors identified in the transportation legislation. The Long Range Plan and Transportation Improvement Program will incorporate FAST Act and MAP-21 transit provisions including asset management and safety plans with recommendations developed by the transit agency.
  - 3. Develop and maintain a Transportation Improvement Program (TIP) for the HEPMPO metropolitan planning area inclusive of all highway and transit projects programmed during the TIP period consistent with the TIP/STIP guidelines and timeframes.
  - 4. Develop an annual listing of obligated projects from the previous fiscal year. The list is to be developed in conjunction with the state and transit provider and made available for public



- review. HEPMPO will contact the transit agency to obtain the information.
5. Develop and maintain a public involvement/participation plan establishing a framework for soliciting public comments on all plans and programs developed by the HEPMPO. Within the plan are procedures and specific timeframes for posting notices and accepting comments relative to the Long Range Transportation Plan and Transportation Improvement Program. EPTA relies on the public participation process for the TIP to satisfy Section 5307 public involvement requirements for the Program of Projects (POP).
  6. HEPMPO may coordinate any plan development requirements initiated by the state to maintain a coordinated effort between public, private, and non-profit transportation service, human service providers and the general public. The project selection and funding requirements under the former New Freedom program was made optional under MAP-21. Participation in the planning process may be required for grant recipients under the Enhanced Mobility of Seniors and Individuals with Disabilities Program (5310).
  7. Schedule board meetings with the Policy Board and Technical Advisory Committee. Meeting notices, agendas and proposed resolutions are provided to the board prior to each meeting for review.
  8. Provide technical assistance to the local units of government and transit agencies cooperating in the transportation planning process.
  9. Perform the required air quality conformity analysis and determination on all plans and programs developed by HEPMPO.
  10. Coordinate with state, local units of government, and transit agency in the development of all plans, programs and policies established by HEPMPO.
  11. HEPMPO in coordination with the state and transit agency will establish and maintain performance targets that address national performance measures issued by the U.S. DOT based on goals outlined in the law including transit safety and asset management.

## **Section 2: Roles and Responsibilities of EPTA**

- A. **Role:** To provide deviated route and demand response transit service within the service areas of Berkeley & Jefferson Counties, West Virginia. Participate in the transportation planning process to insure compliance with FAST Act transit provisions.
- B. **Responsibilities:** Within the frame work of the transportation planning process EPTA is represented on the HEPMPO Interstate Council (voting board) and the Technical Advisory Committee (non-voting). As a TAC member EPTA provides the Policy Board with technical guidance when making policy decisions and coordinates with HEPMPO to ensure that transit issues are adequately addressed. The responsibilities of the EPTA in the planning process are as follows:
  1. To review the planning activity identified in the Unified Planning Work Program to insure that all transit planning emphasis areas are being met.
  2. To participate in the development of the Long Range Multimodal Transportation Plan for the region providing transit program improvements, project cost estimates, and fiscal projections.
  3. To Participate in the development and maintenance of the Transportation Improvement Program providing HEPMPO with the appropriate project information including capital and operating expenses covering the TIP period.
  4. EPTA will provide HEPMPO with a list of obligated transit projects from the previous fiscal year to fulfill the annual listing of projects requirement.
  5. The transit agency will review public notices as they relate to transit activity to insure that program requirements are fulfilled.
  6. As a public transit provider, EPTA will serve as a stakeholder/committee member in the

development and maintenance of the Coordinated Public Transit-Human Services Transportation Plan.

7. To attend HEPMPO meetings providing transit status reports as necessary.
8. To provide transit related data that supports plans and programs developed through the transportation planning process.
9. To provide the Policy Board with technical assistance that aides in policy decision making.
10. In coordination and cooperation with HEPMPO and the state Division of Public Transit, EPTA will participate in the establishment and maintenance of performance measures and targets.
11. The transit agency will develop a transit asset management plan that at a minimum includes capital inventories, condition assessments, and investment prioritization. The transit agency will develop a public safety plan that at a minimum includes safety risk identification and evaluation, minimizing exposure to hazards and performance targets. The information is to be shared with the HEPMPO for incorporation into the Long Range Transportation Plan.

### **Section 3: Amendments**

HEPMPO will continue to review any agreements with EPTA to ensure that they continue to satisfy all planning requirements. HEPMPO and EPTA may cooperatively amend any sections of this Agreement/MOU in accordance with any new or revised federal regulations. This Agreement/MOU shall remain in effect unless the HEPMPO and EPTA terminate the MOU in writing.

Agreed to this 9<sup>th</sup> day of June, 2017

By:



Matthew Mullenax, Executive Director  
Hagerstown/Eastern Panhandle Metropolitan Planning Organization



Douglas Pixler, Director  
Eastern Panhandle Transit Authority

**APPENDIX D**

**PERFORMANCE MEASURE RESOLUTIONS**



**Hagerstown/Eastern Panhandle Metropolitan Planning Organization**

33 W. Washington St., 4th Floor, Suite 402, Hagerstown, MD 21740

Phone: 240-313-2080, Fax: 240-313-2084

www.hepmo.net

**RESOLUTION NUMBER 2018-07**

**A RESOLUTION BY THE HAGERSTOWN/EASTERN PANHANDLE  
METROPOLITAN PLANNING ORGANIZATION (HEPMPO)**

**ADOPTION OF MARYLAND HIGHWAY PERFORMANCE MEASURE TARGETS**

**RECITALS**

**WHEREAS** the HEPMPO partners with the Maryland Department of Transportation, the Federal Highway Administration, and the Federal Transit Administration to develop short term planning studies and long term multi-modal metropolitan transportation plans through a "continuous, cooperative and comprehensive planning program" that identify and address the transportation needs of our community in an open collaborative process that builds community consensus; and

**WHEREAS**, Federal surface transportation legislation, beginning with MAP-21 in 2012 and continued in the FAST Act, established performance requirements for States and MPOs under the Transportation Performance Management (TPM) program; and

**WHEREAS**, Maryland Department of Transportation coordinated with HEPMPO on the development of their Strategic Highway Safety Plan and targets for five safety performance measures: (1) fatalities, (2) rate of fatalities (3) number of serious injuries (4) rate of serious injuries and (5) number of non-motorized fatalities and non-motorized serious injuries; and

**WHEREAS**, HEPMPO is a multi-state metropolitan planning organization that will adopt the highway safety targets of both Maryland and West Virginia for each State's respective portions of the planning area; and

**WHEREAS**, HEPMPO will report baseline safety performance and progress toward achieving the targets in the system performance report of the Long Range Transportation Plan (LRTP); and

**WHEREAS**, HEPMPO agrees to plan and program projects in the Transportation Improvement Program (TIP) to accomplish the State's targets; and

**WHEREAS**, HEPMPO will provide this resolution (and future ones) as a mutually agreed-upon way to report targets to State;

**NOW THEREFORE BE IT RESOLVED** that the Hagerstown/Eastern Panhandle MPO adopts the State of Maryland's highway safety targets.



**Hagerstown/Eastern Panhandle Metropolitan Planning Organization**  
33 W. Washington St., 4th Floor, Suite 402, Hagerstown, MD 21740  
Phone: 240-313-2080, Fax: 240-313-2084  
www.hepmo.net

PASSED AND DULY ADOPTED this 18<sup>th</sup> day of October 2017.

HAGERSTOWN/EASTERN PANHANDLE  
METROPOLITAN PLANNING ORGANIZATION

By

Mark S. Baldwin, Chairman

Attest:





**Hagerstown/Eastern Panhandle Metropolitan Planning Organization**  
33 W. Washington St., 4th Floor, Suite 402, Hagerstown, MD 21740  
Phone: 240-313-2080, Fax: 240-313-2084  
[www.hepmo.net](http://www.hepmo.net)

**RESOLUTION NUMBER 2018-08**

**A RESOLUTION BY THE HAGERSTOWN/EASTERN PANHANDLE  
METROPOLITAN PLANNING ORGANIZATION (HEPMPO)**

**ADOPTION OF WEST VIRGINIA HIGHWAY PERFORMANCE MEASURE TARGETS**

**RECITALS**

**WHEREAS** the HEPMPO partners with the West Virginia Department of Transportation, the Federal Highway Administration, and the Federal Transit Administration to develop short term planning studies and long term multi-modal metropolitan transportation plans through a "continuous, cooperative and comprehensive planning program" that identify and address the transportation needs of our community in an open collaborative process that builds community consensus; and

**WHEREAS**, Federal surface transportation legislation, beginning with MAP-21 in 2012 and continued in the FAST Act, established performance requirements for States and MPOs under the Transportation Performance Management (TPM) program; and

**WHEREAS**, West Virginia Department of Transportation coordinated with HEPMPO on the development of their Strategic Highway Safety Plan and targets for five safety performance measures: (1) fatalities, (2) rate of fatalities (3) number of serious injuries (4) rate of serious injuries and (5) number of non-motorized fatalities and non-motorized serious injuries; and

**WHEREAS**, HEPMPO is a multi-state metropolitan planning organization that will adopt the highway safety targets of both West Virginia and Maryland for each State's respective portions of the planning area; and

**WHEREAS**, HEPMPO will report baseline safety performance and progress toward achieving the targets in the system performance report of the Long Range Transportation Plan (LRTP); and

**WHEREAS**, HEPMPO agrees to plan and program projects in the Transportation Improvement Program (TIP) to accomplish the State's targets; and

**WHEREAS**, HEPMPO will provide this resolution (and future ones) as a mutually agreed-upon way to report targets to State;

**NOW THEREFORE BE IT RESOLVED** that the Hagerstown/Eastern Panhandle MPO adopts the State of West Virginia's highway safety targets.

PASSED AND DULY ADOPTED this 18<sup>th</sup> day of October 2017.

HAGERSTOWN/EASTERN PANHANDLE  
METROPOLITAN PLANNING ORGANIZATION



**Hagerstown/Eastern Panhandle Metropolitan Planning Organization**

33 W. Washington St., 4th Floor, Suite 402, Hagerstown, MD 21740

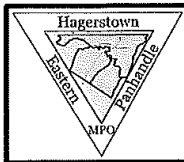
Phone: 240-313-2080, Fax: 240-313-2084

[www.hepmo.net](http://www.hepmo.net)

By

Mark S. Baldwin, Chairman

Attest:



**Hagerstown/Eastern Panhandle Metropolitan Planning Organization**

33 W. Washington St., 4th Floor, Suite 402, Hagerstown, MD 21740

Phone: 240-313-2080, Fax: 240-313-2084

www.hepmo.net

**RESOLUTION NUMBER 2019-02**

**A RESOLUTION BY THE HAGERSTOWN/EASTERN PANHANDLE  
METROPOLITAN PLANNING ORGANIZATION (HEPMPO)**

**ADOPTION OF MARYLAND BRIDGE AND PAVEMENT CONDITION  
PERFORMANCE MEASURE TARGETS**

**RECITALS**

**WHEREAS** the HEPMPO partners with the Maryland Department of Transportation, the Federal Highway Administration, and the Federal Transit Administration to develop short term planning studies and long term multi-modal metropolitan transportation plans through a "continuous, cooperative and comprehensive planning program" that identify and address the transportation needs of our community in an open collaborative process that builds community consensus; and

**WHEREAS**, Federal surface transportation legislation, beginning with MAP-21 in 2012 and continued in the FAST Act, established performance requirements for States and MPOs under the Transportation Performance Management (TPM) program; and

**WHEREAS**, Maryland Department of Transportation coordinated with HEPMPO on the development of their targets for six bridge and pavement condition performance measures: (1) percent of pavements in good condition on the Interstate system, (2) percent of pavements in good condition on the non-Interstate National Highway System, (3) percent of pavements in poor condition on the Interstate system, (4) percent of pavements in poor condition on the non-Interstate National Highway System, (5) percent of bridges in good condition on the National Highway System and (6) percent of bridges in poor condition on the National Highway System; and

**WHEREAS**, HEPMPO is a multi-state metropolitan planning organization that will adopt the National Highway System infrastructure conditions targets of both Maryland and West Virginia for each State's respective portions of the planning area; and

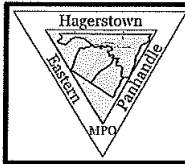
**WHEREAS**, HEPMPO will report baseline performance and progress toward achieving the targets in the system performance report of the Long Range Transportation Plan (LRTP); and

**WHEREAS**, HEPMPO agrees to plan and program projects in the Transportation Improvement Program (TIP) to accomplish the State's targets; and

**WHEREAS**, HEPMPO will provide this resolution (and future ones) as a mutually agreed-upon way to report targets to State;

**NOW THEREFORE BE IT RESOLVED** that the Hagerstown/Eastern Panhandle MPO adopts the State of Maryland's National Highway System infrastructure conditions, bridge and pavement, targets.





**Hagerstown/Eastern Panhandle Metropolitan Planning Organization**

33 W. Washington St., 4th Floor, Suite 402, Hagerstown, MD 21740


Phone: 240-313-2080, Fax: 240-313-2084


[www.hepmpo.net](http://www.hepmpo.net)

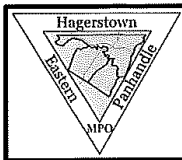
PASSED AND DULY ADOPTED this 22<sup>nd</sup> day of August 2018.

HAGERSTOWN/EASTERN PANHANDLE  
METROPOLITAN PLANNING ORGANIZATION

By

  
Kevin Cerrone, Vice-Chairman

Attest: 



**Hagerstown/Eastern Panhandle Metropolitan Planning Organization**  
33 W. Washington St., 4th Floor, Suite 402, Hagerstown, MD 21740  
Phone: 240-313-2080, Fax: 240-313-2084  
www.hepmo.net

**RESOLUTION NUMBER 2019-03**

**A RESOLUTION BY THE HAGERSTOWN/EASTERN PANHANDLE  
METROPOLITAN PLANNING ORGANIZATION (HEPMPO)**

**ADOPTION OF WEST VIRGINIA BRIDGE AND PAVEMENT CONDITION  
PERFORMANCE MEASURE TARGETS**

**RECITALS**

**WHEREAS** the HEPMPO partners with the West Virginia Department of Transportation, the Federal Highway Administration, and the Federal Transit Administration to develop short term planning studies and long term multi-modal metropolitan transportation plans through a "continuous, cooperative and comprehensive planning program" that identify and address the transportation needs of our community in an open collaborative process that builds community consensus; and

**WHEREAS**, Federal surface transportation legislation, beginning with MAP-21 in 2012 and continued in the FAST Act, established performance requirements for States and MPOs under the Transportation Performance Management (TPM) program; and

**WHEREAS**, West Virginia Department of Transportation coordinated with HEPMPO on the development of their targets for six bridge and pavement condition performance measures: (1) percent of pavements in good condition on the Interstate system, (2) percent of pavements in good condition on the non-Interstate National Highway System, (3) percent of pavements in poor condition on the Interstate system, (4) percent of pavements in poor condition on the non-Interstate National Highway System, (5) percent of bridges in good condition on the National Highway System and (6) percent of bridges in poor condition on the National Highway System; and

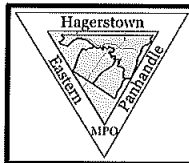
**WHEREAS**, HEPMPO is a multi-state metropolitan planning organization that will adopt the National Highway System infrastructure conditions targets of both Maryland and West Virginia for each State's respective portions of the planning area; and

**WHEREAS**, HEPMPO will report baseline performance and progress toward achieving the targets in the system performance report of the Long Range Transportation Plan (LRTP); and

**WHEREAS**, HEPMPO agrees to plan and program projects in the Transportation Improvement Program (TIP) to accomplish the State's targets; and

**WHEREAS**, HEPMPO will provide this resolution (and future ones) as a mutually agreed-upon way to report targets to State;

**NOW THEREFORE BE IT RESOLVED** that the Hagerstown/Eastern Panhandle MPO adopts the State of West Virginia's National Highway System infrastructure conditions, bridge and pavement, targets.



**Hagerstown/Eastern Panhandle Metropolitan Planning Organization**

33 W. Washington St., 4th Floor, Suite 402, Hagerstown, MD 21740


Phone: 240-313-2080, Fax: 240-313-2084

www.hepmo.net

PASSED AND DULY ADOPTED this 22<sup>nd</sup> day of August 2018.

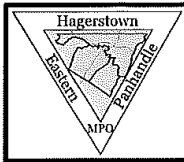
HAGERSTOWN/EASTERN PANHANDLE  
METROPOLITAN PLANNING ORGANIZATION

By

  
Kevin Cerrone, Vice-Chairman

Attest:





**Hagerstown/Eastern Panhandle Metropolitan Planning Organization**

33 W. Washington St., 4th Floor, Suite 402, Hagerstown, MD 21740

Phone: 240-313-2080, Fax: 240-313-2084

www.hepmo.net

**RESOLUTION NUMBER 2019-04**

**A RESOLUTION BY THE HAGERSTOWN/EASTERN PANHANDLE  
METROPOLITAN PLANNING ORGANIZATION (HEPMPO)**

**ADOPTION OF MARYLAND SYSTEM PERFORMANCE/FREIGHT/CMAQ  
PERFORMANCE MEASURE TARGETS**

**RECITALS**

**WHEREAS** the HEPMPO partners with the Maryland Department of Transportation, the Federal Highway Administration, and the Federal Transit Administration to develop short term planning studies and long term multi-modal metropolitan transportation plans through a "continuous, cooperative and comprehensive planning program" that identify and address the transportation needs of our community in an open collaborative process that builds community consensus; and

**WHEREAS**, Federal surface transportation legislation, beginning with MAP-21 in 2012 and continued in the FAST Act, established performance requirements for States and MPOs under the Transportation Performance Management (TPM) program; and

**WHEREAS**, Maryland Department of Transportation coordinated with HEPMPO on the development of their three applicable system performance/freight/CMAQ performance measures: (1) percent of the Person-Miles Traveled on the Interstate That Are Reliable, (2) percent of the Person-Miles Traveled on the non-Interstate National Highway System That Are Reliable, (3) Truck Travel Time Reliability Index; and

**WHEREAS**, HEPMPO is a multi-state metropolitan planning organization that will adopt the applicable system performance/freight/CMAQ performance targets required for the HEPMPO planning area of both Maryland and West Virginia for each State's respective portions of the planning area; and

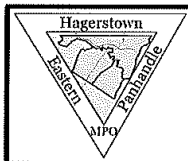
**WHEREAS**, HEPMPO will report baseline performance and progress toward achieving the targets in the system performance report of the Long Range Transportation Plan (LRTP); and

**WHEREAS**, HEPMPO agrees to plan and program projects in the Transportation Improvement Program (TIP) to accomplish the State's targets; and

**WHEREAS**, HEPMPO will provide this resolution (and future ones) as a mutually agreed-upon way to report targets to State;

**NOW THEREFORE BE IT RESOLVED** that the Hagerstown/Eastern Panhandle MPO adopts the State of Maryland's system performance/freight/CMAQ targets.


PASSED AND DULY ADOPTED this 22<sup>nd</sup> day of August 2018.




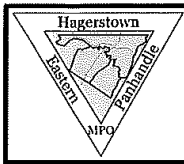
**Hagerstown/Eastern Panhandle Metropolitan Planning Organization**  
33 W. Washington St., 4th Floor, Suite 402, Hagerstown, MD 21740  
Phone: 240-313-2080, Fax: 240-313-2084  
[www.hepmo.net](http://www.hepmo.net)

HAGERSTOWN/EASTERN PANHANDLE  
METROPOLITAN PLANNING ORGANIZATION

By

  
Kevin Cerrone, Vice-Chairman

Attest: 



**Hagerstown/Eastern Panhandle Metropolitan Planning Organization**

33 W. Washington St., 4th Floor, Suite 402, Hagerstown, MD 21740

Phone: 240-313-2080, Fax: 240-313-2084

www.hepmo.net

**RESOLUTION NUMBER 2019-05**

**A RESOLUTION BY THE HAGERSTOWN/EASTERN PANHANDLE  
METROPOLITAN PLANNING ORGANIZATION (HEPMPO)**

**ADOPTION OF WEST VIRGINIA SYSTEM PERFORMANCE/FREIGHT/CMAQ  
PERFORMANCE MEASURE TARGETS**

**RECITALS**

**WHEREAS** the HEPMPO partners with the West Virginia Department of Transportation, the Federal Highway Administration, and the Federal Transit Administration to develop short term planning studies and long term multi-modal metropolitan transportation plans through a "continuous, cooperative and comprehensive planning program" that identify and address the transportation needs of our community in an open collaborative process that builds community consensus; and

**WHEREAS**, Federal surface transportation legislation, beginning with MAP-21 in 2012 and continued in the FAST Act, established performance requirements for States and MPOs under the Transportation Performance Management (TPM) program; and

**WHEREAS**, West Virginia Department of Transportation coordinated with HEPMPO on the development of their three applicable system performance/freight/CMAQ performance measures: (1) percent of the Person-Miles Traveled on the Interstate That Are Reliable, (2) percent of the Person-Miles Traveled on the non-Interstate National Highway System That Are Reliable, (3) Truck Travel Time Reliability Index; and

**WHEREAS**, HEPMPO is a multi-state metropolitan planning organization that will adopt the applicable system performance/freight/CMAQ performance targets required for the HEPMPO planning area of both Maryland and West Virginia for each State's respective portions of the planning area; and

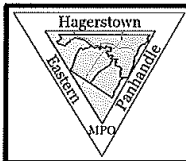
**WHEREAS**, HEPMPO will report baseline performance and progress toward achieving the targets in the system performance report of the Long Range Transportation Plan (LRTP); and

**WHEREAS**, HEPMPO agrees to plan and program projects in the Transportation Improvement Program (TIP) to accomplish the State's targets; and

**WHEREAS**, HEPMPO will provide this resolution (and future ones) as a mutually agreed-upon way to report targets to State;

**NOW THEREFORE BE IT RESOLVED** that the Hagerstown/Eastern Panhandle MPO adopts the State of West Virginia's system performance/freight/CMAQ targets.


PASSED AND DULY ADOPTED this 22<sup>nd</sup> day of August 2018.



**Hagerstown/Eastern Panhandle Metropolitan Planning Organization**  
33 W. Washington St., 4th Floor, Suite 402, Hagerstown, MD 21740  
Phone: 240-313-2080, Fax: 240-313-2084  
[www.hepmpo.net](http://www.hepmpo.net)

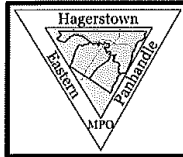
HAGERSTOWN/EASTERN PANHANDLE  
METROPOLITAN PLANNING ORGANIZATION

By

  
Kevin Cefrone, Vice-Chairman

Attest:





**Hagerstown/Eastern Panhandle Metropolitan Planning Organization**

33 W. Washington St., 4th Floor, Suite 402, Hagerstown, MD 21740

Phone: 240-313-2080, Fax: 240-313-2084

www.hepmo.net

**RESOLUTION NUMBER 2019-08**

**A RESOLUTION BY THE HAGERSTOWN/EASTERN PANHANDLE  
METROPOLITAN PLANNING ORGANIZATION (HEPMPO)**

**ADOPTION OF MARYLAND HIGHWAY PERFORMANCE MEASURE TARGETS**

**RECITALS**

**WHEREAS** the HEPMPO partners with the Maryland Department of Transportation, the Federal Highway Administration, and the Federal Transit Administration to develop short term planning studies and long term multi-modal metropolitan transportation plans through a "continuous, cooperative and comprehensive planning program" that identify and address the transportation needs of our community in an open collaborative process that builds community consensus; and

**WHEREAS**, Federal surface transportation legislation, beginning with MAP-21 in 2012 and continued in the FAST Act, established performance requirements for States and MPOs under the Transportation Performance Management (TPM) program; and

**WHEREAS**, Maryland Department of Transportation coordinated with HEPMPO on the development of their Strategic Highway Safety Plan and targets for five safety performance measures: (1) fatalities, (2) rate of fatalities (3) number of serious injuries (4) rate of serious injuries and (5) number of non-motorized fatalities and non-motorized serious injuries; and

**WHEREAS**, HEPMPO is a multi-state metropolitan planning organization that will adopt the highway safety targets of both Maryland and West Virginia for each State's respective portions of the planning area; and

**WHEREAS**, HEPMPO will report baseline safety performance and progress toward achieving the targets in the system performance report of the Long Range Transportation Plan (LRTP); and

**WHEREAS**, HEPMPO agrees to plan and program projects in the Transportation Improvement Program (TIP) to accomplish the State's targets; and

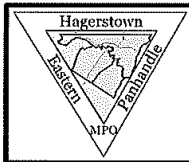
**WHEREAS**, HEPMPO will provide this resolution (and future ones) as a mutually agreed-upon way to report targets to State;

**NOW THEREFORE BE IT RESOLVED** that the Hagerstown/Eastern Panhandle MPO adopts the State of Maryland's highway safety targets.

PASSED AND DULY ADOPTED this 16<sup>th</sup> day of January 2019.

HAGERSTOWN/EASTERN PANHANDLE  
METROPOLITAN PLANNING ORGANIZATION






**Hagerstown/Eastern Panhandle Metropolitan Planning Organization**


33 W. Washington St., 4th Floor, Suite 402, Hagerstown, MD 21740

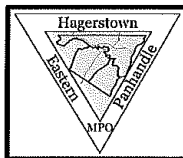
Phone: 240-313-2080, Fax: 240-313-2084

[www.hepmo.net](http://www.hepmo.net)

By

  
Mark S. Baldwin, Chairman

Attest: 



**Hagerstown/Eastern Panhandle Metropolitan Planning Organization**

33 W. Washington St., 4th Floor, Suite 402, Hagerstown, MD 21740

Phone: 240-313-2080, Fax: 240-313-2084

www.hepmo.net

**RESOLUTION NUMBER 2019-09**

**A RESOLUTION BY THE HAGERSTOWN/EASTERN PANHANDLE  
METROPOLITAN PLANNING ORGANIZATION (HEPMPO)**

**ADOPTION OF WEST VIRGINIA HIGHWAY PERFORMANCE MEASURE TARGETS**

**RECITALS**

**WHEREAS** the HEPMPO partners with the West Virginia Department of Transportation, the Federal Highway Administration, and the Federal Transit Administration to develop short term planning studies and long term multi-modal metropolitan transportation plans through a "continuous, cooperative and comprehensive planning program" that identify and address the transportation needs of our community in an open collaborative process that builds community consensus; and

**WHEREAS**, Federal surface transportation legislation, beginning with MAP-21 in 2012 and continued in the FAST Act, established performance requirements for States and MPOs under the Transportation Performance Management (TPM) program; and

**WHEREAS**, West Virginia Department of Transportation coordinated with HEPMPO on the development of their Strategic Highway Safety Plan and targets for five safety performance measures: (1) fatalities, (2) rate of fatalities (3) number of serious injuries (4) rate of serious injuries and (5) number of non-motorized fatalities and non-motorized serious injuries; and

**WHEREAS**, HEPMPO is a multi-state metropolitan planning organization that will adopt the highway safety targets of both Maryland and West Virginia for each State's respective portions of the planning area; and

**WHEREAS**, HEPMPO will report baseline safety performance and progress toward achieving the targets in the system performance report of the Long Range Transportation Plan (LRTP); and

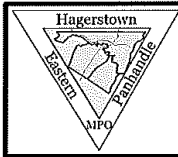
**WHEREAS**, HEPMPO agrees to plan and program projects in the Transportation Improvement Program (TIP) to accomplish the State's targets; and

**WHEREAS**, HEPMPO will provide this resolution (and future ones) as a mutually agreed-upon way to report targets to State;

**NOW THEREFORE BE IT RESOLVED** that the Hagerstown/Eastern Panhandle MPO adopts the State of West Virginia's highway safety targets.

PASSED AND DULY ADOPTED this 16<sup>th</sup> day of January 2019.

HAGERSTOWN/EASTERN PANHANDLE  
METROPOLITAN PLANNING ORGANIZATION




**Hagerstown/Eastern Panhandle Metropolitan Planning Organization**

33 W. Washington St., 4th Floor, Suite 402, Hagerstown, MD 21740


Phone: 240-313-2080, Fax: 240-313-2084

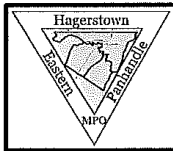
[www.hepmo.net](http://www.hepmo.net)

By

  
Mark S. Baldwin, Chairman

Attest:





**Hagerstown/Eastern Panhandle Metropolitan Planning Organization**

33 W. Washington St., 4th Floor, Suite 402, Hagerstown, MD 21740

Phone: 240-313-2080, Fax: 240-313-2084

[www.hepmo.net](http://www.hepmo.net)

**RESOLUTION NUMBER 2020-03**

**A RESOLUTION BY THE HAGERSTOWN/EASTERN PANHANDLE  
METROPOLITAN PLANNING ORGANIZATION (HEPMPO)**

**ADOPTION OF WEST VIRGINIA HIGHWAY PERFORMANCE MEASURE TARGETS**

**RECITALS**

**WHEREAS** the HEPMPO partners with the West Virginia Department of Transportation, the Federal Highway Administration, and the Federal Transit Administration to develop short term planning studies and long term multi-modal metropolitan transportation plans through a "continuous, cooperative and comprehensive planning program" that identify and address the transportation needs of our community in an open collaborative process that builds community consensus; and

**WHEREAS**, Federal surface transportation legislation, beginning with MAP-21 in 2012 and continued in the FAST Act, established performance requirements for States and MPOs under the Transportation Performance Management (TPM) program; and

**WHEREAS**, West Virginia Department of Transportation coordinated with HEPMPO on the development of their Strategic Highway Safety Plan and targets for five safety performance measures: (1) fatalities, (2) rate of fatalities (3) number of serious injuries (4) rate of serious injuries and (5) number of non-motorized fatalities and non-motorized serious injuries; and

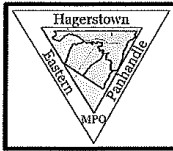
**WHEREAS**, HEPMPO is a multi-state metropolitan planning organization that will adopt the highway safety targets of both Maryland and West Virginia for each State's respective portions of the planning area; and

**WHEREAS**, HEPMPO will report baseline safety performance and progress toward achieving the targets in the system performance report of the Long Range Transportation Plan (LRTP); and

**WHEREAS**, HEPMPO agrees to plan and program projects in the Transportation Improvement Program (TIP) to accomplish the State's targets; and

**WHEREAS**, HEPMPO will provide this resolution (and future ones) as a mutually agreed-upon way to report targets to State;

**NOW THEREFORE BE IT RESOLVED** that the Hagerstown/Eastern Panhandle MPO adopts the State of West Virginia's highway safety targets.



**Hagerstown/Eastern Panhandle Metropolitan Planning Organization**

33 W. Washington St., 4th Floor, Suite 402, Hagerstown, MD 21740

Phone: 240-313-2080, Fax: 240-313-2084

[www.hepmpo.net](http://www.hepmpo.net)

PASSED AND DULY ADOPTED this 16<sup>th</sup> day of October 2019.

HAGERSTOWN/EASTERN PANHANDLE  
METROPOLITAN PLANNING ORGANIZATION


By

Elaine C. Mauck, Chair

Attest:

**APPENDIX E**

**PUBLIC PARTICIPATION DOCUMENTATION**



Page 110 of 121





HERALD-MAIL  
**MEDIA**  
PUBLISHING • DIGITAL • TELEVISION

RECEIVED  
2/27/18

## -Affidavit-

P.O. Box 439, 100 Summit Avenue  
Hagerstown, MD 21740  
301-733-5131

It is hereby certified by the undersigned that the Herald-Mail is a daily newspaper of general circulation, printed in the English language and published in the City of Hagerstown in said County and State; and that the attached order, notice, publication or advertisement of

HEPMPO  
33 W WASHINGTON ST STE 402  
HAGERSTOWN, MD 21740

was duly published as noted.

Account #: 131608

Contact:

Telephone: (240) 313-2080

Fax:

### Run Dates:

Herald Mail: 01/30/18, 02/20/18; HM

Online: 01/30/18, 02/20/18.

Ad ID: 403435

Start: 01/30/18

Stop: 02/20/18

Total Cost: \$206.02

# of Lines: 58

Total Depth: 7.236

# of Inserts:

Ad Class: 7350

Phone #: (301) 733-5131

Email: kmoreno@herald-mail.com

Lina Sander  
HM Legal

#### Public Notice

The Hagerstown/Eastern Panhandle Metropolitan Planning Organization (HEPMPO) hereby notifies all interested persons that the proposed FY 2019-2022 Transportation Improvement Plan (TIP) for the Hagerstown-Martinsburg, MD-WV Metropolitan Area, that is in Washington County, MD and Berkeley and Jefferson counties, WV, is available for comment and review. The proposed TIP identifies more than \$100 million in projects for highway, transit and other related transportation services that are planned to be constructed or implemented over the next four years throughout the metropolitan area. This public participation process for the Transportation Improvement Program also serves to meet the Federal Transit Administration public participation requirements for the Eastern Panhandle Transit Authority and the Maryland Transit Administration's Program of Projects (POP).

Copies of the draft TIP are available online at the website [www.hepmo.net](http://www.hepmo.net); on display at the Washington County Free Library-Hagerstown, Martinsburg-Berkeley County Library, the Charles Town Library; and the HEPMPPO offices.

The public comment period will begin on Tuesday, January 30, 2018 and end on Thursday, March 1, 2018. Written comments may be mailed to the HEPMPPO's office (33 W. Washington Street, Suite 402, Hagerstown MD 21740), sent via email to [info@hepmo.net](mailto:info@hepmo.net) or submitted on-line at [www.hepmo.net/contact](http://www.hepmo.net/contact). Only written comments will be accepted. Questions should be directed to Matt Mullenax at (240) 313-2081.

#### Public Notice

The Hagerstown/Eastern Panhandle Metropolitan Planning Organization (HEPMPO) hereby notifies all interested persons that the proposed FY 2019-2022 Transportation Improvement Plan (TIP) for the Hagerstown-Martinsburg, MD-WV Metropolitan Area, that is in Washington County, MD and Berkeley and Jefferson counties, WV, is available for comment and review. The proposed TIP identifies more than \$100 million in projects for highway, transit and other related transportation services that are planned to be constructed or implemented over the next four years throughout the metropolitan area. This public participation process for the Transportation Improvement Program also serves to meet the Federal Transit Administration public participation requirements for the Eastern Panhandle Transit Authority and the Maryland Transit Administration's Program of Projects (POP).

Copies of the draft TIP are available online at the website [www.hepmo.net/direction](http://www.hepmo.net/direction); on display at the Washington County Free Library-Hagerstown,

Martinsburg-Berkeley County Library, Charles Town Library, the three County Commission offices; and Hagerstown and Martinsburg City government offices; the Washington County Transit office, and the Eastern Panhandle Transit Authority office.

The public comment period for the draft LRTP will begin on Tuesday, January 30, 2018 and end at 4:00pm EST on

Thursday, March 1, 2018. Written comments may be mailed to the HEPMP's office (33 W. Washington Street, Suite 402, Hagerstown MD 21740), sent via email to [info@hepmo.net](mailto:info@hepmo.net) or submitted on-line at [www.hepmo.net/comments](http://www.hepmo.net/comments).

Only written comments will be accepted.

Questions should be directed to Matt Mullenax at (240) 313-2081.

1:24:27 (20)

#### Certificate of Publication

HEPMPO

This is to certify the annexed advertisement

Public Notice

appeared for 1 consecutive days/weeks in The Journal Publishing Company, a newspaper in the City of Martinsburg, WV in it's issue beginning:

20 Feb 2018  
and ending

20 Feb 2018

The Journal  
207 W. King Street  
Martinsburg, WV 25401

Fee (\$) 51.43

THE STATE OF WEST VIRGINIA  
COUNTY OF BERKELEY

The foregoing instrument was acknowledged before me this 1 mar 2018 by

Camphree

My commission expires Apr 29 2018

Carol Bush

Notary Public



OFFICIAL SEAL  
STATE OF WEST VIRGINIA  
NOTARY PUBLIC  
Carol Bush  
23 Armstrong Way  
Martinsburg, WV 25403  
My Commission Expires April 29, 2018

**FY 2019 – 2022 TIP Public Comments Received during the Public Comment Period  
(January 30 – March 1, 2018:**

**Comment 1:**

“An ever-growing problem in Berkeley County is that, with the continued building of residences, the roads in the area are becoming more and more crowded. Route 9 and Route 901 seem to have more traffic weekly. It is all but impossible for us to get out of our development at times onto Route 9, especially if we have to turn left. More thought needs to be given to the impact of traffic on local roads, not to mention schools, as development continues. It’s great for the local economy to have more people move here and it’s good for young families to be able to afford a home. But, if traffic becomes gridlock and schools become overcrowded, the quality of life will go down and people will begin to find other places to live.”

**MPO Response:**

*Good Morning Ms. [resident], thank you for providing comments on transportation planning needs in our area, specifically WV9 and CR901. These will be included as part of the Long Range Transportation Plan development and will be provided to WV Division of Highways, as well as our local planning partners.*

*Sincerely,  
Matt Mullenax*

**Comment 2:**

“Hi Matt,  
I am following up on John McVey's JOURNAL story about TIP.  
Based on the feedback that I receive from many locals, I would recommend ALL of the improvements to Apple Harvest Drive be funded.  
I am referring to the various "fixes" that the WV DoH planned. Show & Tell of several planned fixes were presented to public at the Orchard View Elementary school on Delmar Orchard Road, a year or so ago.

Several of the fixes are to keep traffic off of Apple Harvest Dr. ie: a new "back door" road from Winchester Ave. to Foxcroft, that would be North of the Lowe's store. Crossing the RR would probably be the most serious issue, but there are crossings at every block in downtown.(Race, Martin, Burke, King, John Streets as example)  
The North bound exit 12 ramp that could wrap around behind McDonald's and align with Foxcroft, was another big improvement.

With the growth already there or planned (BRCTC Expansion, Hilton Garden Inn with more behind, The Crossings, a new Ford dealership, Weis with plus+plus+plus ) and City water/services available, I feel the need for those improvements is already past due.

Matt, please let me know if these comments need to be in a different format.”

MPO Response:

*Good morning [resident, good to hear from you. Thank you for providing your comments. There is no formal format for comment submission so they are perfectly acceptable in this form. If you are not adverse, I will include these comments for the record of our draft Long Range Transportation Plan.*

*My understanding on the latest of the WV45 Corridor Traffic Operations and Safety Study is all the improvements recommended (except for Exit 12 ramp realignment and US11-Foxcroft connector behind Lowe's) are in the process of having funding programmed by WVDOT. Hopefully we will receive word soon that work is moving forward from planning phase to engineering/construction.*

*The Exit 12 realignment of the northbound exit ramp will require more, as this type of work must be reviewed by the Federal Highway Administration via an Interchange Modification Report as part of the Interstate System. I am hopeful this required planning work will start soon as well. In terms of the US11-Foxcroft connector behind Lowe's, I am uncertain how much discussion WVDOT has had with Winchester & Western RR. I believe W&W's current policy is for every new at-grade crossing, three existing crossings must be closed and if so careful consideration will be given to best move forward.*

*Thank you, Matt*

**APPENDIX F**  
**MARYLAND OBLIGATED PROJECT LIST**

| <b>MPO ID</b>                               | <b>Project Description</b>                           | <b>Year of Obligation</b> | <b>Total Cost (in thousands)</b> |
|---|--|---------------------------|----------------------------------|
| <b>Highways</b>                             |  |                           |                                  |
| W2014-09                                    | I-81 Phase 1 Reconstruction (Potomac River Bridges)  | FY 2017                   | \$12,133.2                       |
| W2016-02                                    | I-81 SB Resurfacing & Auxiliary Lane Construction    | FY 2017                   | \$3.0                            |
| W2017-02                                    | Areawide Safety & Spot Improvements                  | FY 2017                   | \$183.1                          |
| W2017-03                                    | Areawide Resurfacing & Rehabilitation                | FY 2017                   | \$2,740.3                        |
| W2017-04                                    | Areawide Bridge Replacement & Rehabilitation         | FY 2017                   | \$4,467.4                        |
| W2014-09                                    | I-81 Phase 1 Reconstruction (Potomac River Bridges)  | FY 2018                   | \$29,008.9                       |
| <b>Transit – Washington County Commuter</b> |  |                           |                                  |
| WT2019-02.1                                 | Capital Assistance – Preventative Maintenance        | FY 2018                   | \$428.0                          |
| WT2019-02.3                                 | Capital Assistance – Vehicle Lift System             | FY 2018                   | \$37.6                           |
| WT2019-02.4                                 | Capital Assistance – Pressure Washer                 | FY 2018                   | \$10.1                           |
| WT2019-02.5                                 | Capital Assistance – Route Match Notification System | FY 2018                   | \$21.6                           |
| WT2019-02.6                                 | Capital Assistance - Fuel Monitoring                 | FY 2018                   | \$12.8                           |
| WT2019-02.7                                 | Capital Assistance – Small Paratransit Bus 504       | FY 2018                   | \$58.9                           |

## **APPENDIX G**

### **WEST VIRGINIA OBLIGATED PROJECT LIST**



| MPO ID                          | Project Description                         | Phase | Year of Obligation | Total Cost (in thousands) |
|---------------------------------|---|-------|--------------------|---------------------------|
| <b>Berkeley County Highways</b> |   |       |                    |                           |
| B2010-05                        | East Burke Street Bridge                    | CON   | FY 2017            | \$1,500.0                 |
| B2012-03                        | D-5 Recall Striping                         | CON   | FY 2017            | \$231.4                   |
| B2012-04                        | Roadway Striping FY 2017                    | CON   | FY 2017            | \$1,320.3                 |
| B2014-02                        | Oak Street Bridge Replacement               | CON   | FY 2017            | \$1,100.0                 |
| B2014-05                        | North High Street Traffic Signal            | ROW   | FY 2018            | \$300.0                   |
| B2014-05                        | North High Street Traffic Signal            | CON   | FY 2018            | \$300.0                   |
| B2014-08                        | I-81 Widening North & Potomac River Bridges | CON   | FY 2017            | \$37,500.0                |
| B2014-13                        | Broad Lane Improvements                     | ROW   | FY 2018            | \$100.0                   |
| B2014-14                        | Campus Drive                                | CON   | FY 2017            | \$270.0                   |
| B2015-07                        | Hedgesville Road                            | CON   | FY 2017            | \$2,750.0                 |
| B2015-09                        | I-81 Mill Creek Overpass Overlay            | CON   | FY 2017            | \$260.0                   |
| B2015-12                        | Grade Road                                  | CON   | FY 2017            | \$375.0                   |
| B2016-02                        | Apple Harvest Drive                         | CON   | FY 2017            | \$1,325.0                 |
| B2016-03                        | Winchester Ave – King St (I-81)             | CON   | FY 2017            | \$500.0                   |
| B2016-05                        | Inwood-Middleway Road                       | CON   | FY 2017            | \$400.0                   |
| B2016-06                        | Roadway Striping (D5)                       | CON   | FY 2017            | \$1,798.8                 |
| B2016-07                        | Marlowe I/C Improvements                    | CON   | FY 2017            | \$825.0                   |
| B2017-01                        | Nadenboush Lane Signal                      | CON   | FY 2018            | \$166.6                   |
| B2017-02                        | Rock Cliff I/S Improvements                 | ENG   | FY 2018            | \$115.0                   |
| B2017-03                        | Middleway Bridge                            | ENG   | FY 2018            | \$70.0                    |
| B2017-04                        | Martinsburg Train Station                   | ENG   | FY 2017            | \$93.7                    |
| B2017-05                        | VA State Line DMS                           | CON   | FY 2017            | \$720.0                   |
| B2017-06                        | I-81 VA Line – Rest Area                    | CON   | FY 2017            | \$2,550.0                 |
| B2017-07                        | Airport Road                                | CON   | FY 2017            | \$495.0                   |
| B2017-08.1.02                   | Johnstown Bridge (Garvee 2)                 | CON   | FY 2018            | \$1,070.0                 |
| B2017-08.1.03                   | Rock Cliff Drive Bridge (Garvee 2)          | CON   | FY 2018            | \$5,670.0                 |
| B2019-02.01                     | Buck Hill – Apple Harvest Dr                | CON   | FY 2018            | \$497.7                   |
| B2019-02.02                     | Lowes Ent – New York Ave (HSIP)             | CON   | FY 2018            | \$80.2                    |
| B2019-02.02                     | Lowes Ent – New York Ave (STP)              | CON   | FY 2018            | \$549.6                   |
| B2019-02.03                     | N Martinsburg – Spring Mills                | CON   | FY 2018            | \$913.4                   |
| B2019-02.4                      | I-81 Shoulder Seal                          | CON   | FY 2018            | \$895.4                   |
| B2019-05.02                     | Martinsburg ADA +2                          | CON   | FY 2018            | \$1,161.0                 |
| B2014-13                        | Broad Lane Improvements                     | CON   | FY 2018            | \$454.0                   |
| B2016-04                        | Martinsburg Signal System                   | CON   | FY 2019            | \$2,475.6                 |
| B2017-08.1.01                   | Mill Creek O/P NB & SB                      | CON   | FY 2019            | \$350.0                   |
| B2018-01                        | Tabler Station-Apple Harvest Dr (GO Bond)   | CON   | FY 2018            | \$75,000.0                |
| B2018-02                        | Inwood Bypass (Phase 2) (GO Bond)           | ROW   | FY 2019            | \$2,100.0                 |
| B2019-01.01                     | Clarence Martin Jr Memorial Bridge          | ENG   | FY 2019            | \$10.0                    |
| B2019-01.01                     | Clarence Martin Jr Memorial Bridge          | CON   | FY 2019            | \$1,375.6                 |

|                                      |                                   |     |         |           |
|--------------------------------------|-----------------------------------|-----|---------|-----------|
| B2019-02.05                          | Arden-Martinsburg                 | CON | FY 2019 | \$909.3   |
| B2019-02.06                          | Springs Mills-Marlowe             | CON | FY 2019 | \$622.2   |
| B2019-07.01                          | US-11 Berkeley Station Dr         | ENG | FY 2019 | \$60.0    |
| <b>Jefferson County Highways</b>     |                                   |     |         |           |
| J2015-07                             | George Street                     | CON | FY 2017 | \$825.0   |
| J2016-02                             | Charles Town CBD Signal System    | CON | FY 2017 | \$1,000.0 |
| J2016-04                             | Shepherdstown Road                | CON | FY 2017 | \$314.0   |
| J2016-05                             | Duke Street                       | CON | FY 2017 | \$525.0   |
| J2017-02                             | Leetown Road                      | CON | FY 2018 | \$88.8    |
| J2017-04.3.01                        | US 340 Expressway Drainage (Garv) | CON | FY 2018 | \$366.8   |
| J2019-02.01                          | Uvilla – Shepherdstown            | CON | FY 2018 | \$819.1   |
| J2019-05.01                          | Charles Town ADA Ramps +1         | CON | FY 2018 | \$450.0   |
| J2019-05.02                          | Shepherdstown ADA Ramps +2        | CON | FY 2018 | \$522.0   |
| J2019-04.01                          | Charles Town Turn Lane +1         | CON | FY 2018 | \$60.0    |
| <b>WV Highways Areawide Projects</b> |                                   |     |         |           |
| WVH2015-11                           | CSX Railroad Signal Upgrade       | CON | FY 2016 | \$70.0    |
| <b>Transit - EPTA</b>                |                                   |     |         |           |
|                                      |                                   |     |         |           |

**APPENDIX H**

**INDIVIDUAL PROJECT SHEETS**

**West Virginia Highway Projects**

**Maryland Highway Projects**

**Eastern Panhandle Transit Authority Projects**

**Washington County Transit Projects**



MD DOT

## 2019 - 2022 Transportation Improvement Program

Roadways

### I-70 Interchange Improvements at MD 65

**MPO ID** W2014-01  
**Resp. Agency** MD DOT  
**Project Category** Roadways  
**State** Maryland  
**CIP or CTP ID(s)** n/a

**Project Category** TIP  
**Functional Class** NA  
**County** Washington County  
**Est. Total Cost** \$1,479  
**Prior Years Cost** \$1,479  
**Future Years Cost** \$0

**Description:**

Study of potential I-70 interchange improvements at MD 65

**Limits:**

I-70 @ Exit 29

**LRTP Relationship:**

Unfunded Project





MD DOT

## 2019 - 2022 Transportation Improvement Program

Roadways

### I-70 Interchange Improvements at MD 65

(Funding in Thousands)

#### State Funding - Maryland State Highway Administration

| Phase           | Prior Funds   | FY 2019 Funds | FY 2020 Funds | FY 2021 Funds | FY 2022 Funds | FY 2023 Funds | FY 2024 Funds | Future Funds | Total Four-Year Funding Request |
|-----------------|---------------|---------------|---------------|---------------|---------------|---------------|---------------|--------------|---------------------------------|
| ENG             | \$1479        | \$0           | \$0           | \$0           | \$0           | \$0           | \$0           | \$0          | \$1,479                         |
| ROW             | \$0           | \$0           | \$0           | \$0           | \$0           | \$0           | \$0           | \$0          | \$0                             |
| CON             | \$0           | \$0           | \$0           | \$0           | \$0           | \$0           | \$0           | \$0          | \$0                             |
| Transit         | \$0           | \$0           | \$0           | \$0           | \$0           | \$0           | \$0           | \$0          | \$0                             |
| MPO             | \$0           | \$0           | \$0           | \$0           | \$0           | \$0           | \$0           | \$0          | \$0                             |
| <b>Subtotal</b> | <b>\$1479</b> | <b>\$0</b>    | <b>\$0</b>    | <b>\$0</b>    | <b>\$0</b>    | <b>\$0</b>    | <b>\$0</b>    | <b>\$0</b>   | <b>\$1,479</b>                  |
| <b>Total</b>    | <b>\$1479</b> | <b>\$0</b>    | <b>\$0</b>    | <b>\$0</b>    | <b>\$0</b>    | <b>\$0</b>    | <b>\$0</b>    | <b>\$0</b>   | <b>\$1,479</b>                  |



MD DOT

## 2019 - 2022 Transportation Improvement Program

Roadways

### I-81 Phase I Reconstruction

**MPO ID** W2014-09  
**Resp. Agency** MD DOT  
**Project Category** Roadways  
**State** Maryland  
**CIP or CTP ID(s)** n/a

**Project Category** TIP  
**Functional Class** NA  
**County** Washington County  
**Est. Total Cost** \$71,312  
**Prior Years Cost** \$41,682  
**Future Years Cost** \$0

**Description:**

Widen to 6 lanes and reconstruct 1.1 miles of I-81 between Potomac River/WV and MD Exit 1, including widening and rehabilitating the dual I-81 Potomac River bridges

**Limits:**

I-81 from WV to MD Exit 1

**LRTP Relationship:**

Fiscally Constrained Project





## 2019 - 2022 Transportation Improvement Program

### I-81 Phase I Reconstruction

(Funding in Thousands)

#### National Highway Performance Program

| Phase           | Prior Funds    | FY 2019 Funds  | FY 2020 Funds | FY 2021 Funds | FY 2022 Funds | FY 2023 Funds | FY 2024 Funds | Future Funds | Total Four-Year Funding Request |
|-----------------|----------------|----------------|---------------|---------------|---------------|---------------|---------------|--------------|---------------------------------|
| ENG             | \$3056         | \$0            | \$0           | \$0           | \$0           | \$0           | \$0           | \$0          | \$3,056                         |
| ROW             | \$0            | \$0            | \$0           | \$0           | \$0           | \$0           | \$0           | \$0          | \$0                             |
| CON             | \$24120        | \$12946        | \$8706        | \$0           | \$0           | \$0           | \$0           | \$0          | \$45,772                        |
| Transit         | \$0            | \$0            | \$0           | \$0           | \$0           | \$0           | \$0           | \$0          | \$0                             |
| MPO             | \$0            | \$0            | \$0           | \$0           | \$0           | \$0           | \$0           | \$0          | \$0                             |
| <b>Subtotal</b> | <b>\$27176</b> | <b>\$12946</b> | <b>\$8706</b> | <b>\$0</b>    | <b>\$0</b>    | <b>\$0</b>    | <b>\$0</b>    | <b>\$0</b>   | <b>\$48,828</b>                 |

#### State Funding - Maryland State Highway Administration

| Phase           | Prior Funds    | FY 2019 Funds  | FY 2020 Funds  | FY 2021 Funds | FY 2022 Funds | FY 2023 Funds | FY 2024 Funds | Future Funds | Total Four-Year Funding Request |
|-----------------|----------------|----------------|----------------|---------------|---------------|---------------|---------------|--------------|---------------------------------|
| ENG             | \$6528         | \$0            | \$0            | \$0           | \$0           | \$0           | \$0           | \$0          | \$6,528                         |
| ROW             | \$0            | \$0            | \$0            | \$0           | \$0           | \$0           | \$0           | \$0          | \$0                             |
| CON             | \$7978         | \$4770         | \$3208         | \$0           | \$0           | \$0           | \$0           | \$0          | \$15,956                        |
| Transit         | \$0            | \$0            | \$0            | \$0           | \$0           | \$0           | \$0           | \$0          | \$0                             |
| MPO             | \$0            | \$0            | \$0            | \$0           | \$0           | \$0           | \$0           | \$0          | \$0                             |
| <b>Subtotal</b> | <b>\$14506</b> | <b>\$4770</b>  | <b>\$3208</b>  | <b>\$0</b>    | <b>\$0</b>    | <b>\$0</b>    | <b>\$0</b>    | <b>\$0</b>   | <b>\$22,484</b>                 |
| <b>Total</b>    | <b>\$41682</b> | <b>\$17716</b> | <b>\$11914</b> | <b>\$0</b>    | <b>\$0</b>    | <b>\$0</b>    | <b>\$0</b>    | <b>\$0</b>   | <b>\$71,312</b>                 |



## Crayton Boulevard Extension

**MPO ID** W2016-01

**Resp. Agency** Washington County

**Project Category** Roadways

**State** Maryland

**CIP or CTP ID(s)** n/a

**Description:**

New Connector Road

**Project Category** TIP

**Functional Class** NA

**County** Washington County

**Est. Total Cost** \$3,194

**Prior Years Cost** \$1,855

**Future Years Cost** \$0

**Limits:**

2000 Linear Feet north of Maugan's Avenue extending towards Showalter Road

**LRTP Relationship:**

Fiscally Constrained Project







## Crayton Boulevard Extension

(Funding in Thousands)

### Local Funding - Washington County

| Phase           | Prior Funds   | FY 2019 Funds | FY 2020 Funds | FY 2021 Funds | FY 2022 Funds | FY 2023 Funds | FY 2024 Funds | Future Funds | Total Four-Year Funding Request |
|-----------------|---------------|---------------|---------------|---------------|---------------|---------------|---------------|--------------|---------------------------------|
| ENG             | \$51          | \$0           | \$0           | \$0           | \$0           | \$0           | \$0           | \$0          | \$51                            |
| ROW             | \$0           | \$0           | \$0           | \$0           | \$0           | \$0           | \$0           | \$0          | \$0                             |
| CON             | \$1804        | \$88          | \$251         | \$0           | \$0           | \$0           | \$0           | \$0          | \$2,143                         |
| Transit         | \$0           | \$0           | \$0           | \$0           | \$0           | \$0           | \$0           | \$0          | \$0                             |
| MPO             | \$0           | \$0           | \$0           | \$0           | \$0           | \$0           | \$0           | \$0          | \$0                             |
| <b>Subtotal</b> | <b>\$1855</b> | <b>\$88</b>   | <b>\$251</b>  | <b>\$0</b>    | <b>\$0</b>    | <b>\$0</b>    | <b>\$0</b>    | <b>\$0</b>   | <b>\$2,194</b>                  |

### Appalachian Regional Commission Grant

| Phase           | Prior Funds   | FY 2019 Funds | FY 2020 Funds | FY 2021 Funds | FY 2022 Funds | FY 2023 Funds | FY 2024 Funds | Future Funds | Total Four-Year Funding Request |
|-----------------|---------------|---------------|---------------|---------------|---------------|---------------|---------------|--------------|---------------------------------|
| ENG             | \$0           | \$0           | \$0           | \$0           | \$0           | \$0           | \$0           | \$0          | \$0                             |
| ROW             | \$0           | \$0           | \$0           | \$0           | \$0           | \$0           | \$0           | \$0          | \$0                             |
| CON             | \$0           | \$1000        | \$0           | \$0           | \$0           | \$0           | \$0           | \$0          | \$1,000                         |
| Transit         | \$0           | \$0           | \$0           | \$0           | \$0           | \$0           | \$0           | \$0          | \$0                             |
| MPO             | \$0           | \$0           | \$0           | \$0           | \$0           | \$0           | \$0           | \$0          | \$0                             |
| <b>Subtotal</b> | <b>\$0</b>    | <b>\$1000</b> | <b>\$0</b>    | <b>\$0</b>    | <b>\$0</b>    | <b>\$0</b>    | <b>\$0</b>    | <b>\$0</b>   | <b>\$1,000</b>                  |
| <b>Total</b>    | <b>\$1855</b> | <b>\$1088</b> | <b>\$251</b>  | <b>\$0</b>    | <b>\$0</b>    | <b>\$0</b>    | <b>\$0</b>    | <b>\$0</b>   | <b>\$3,194</b>                  |



MD DOT

## 2019 - 2022 Transportation Improvement Program

Roadways

### I-81 SB Resurfacing & Auxiliary Lane Construction

**MPO ID** W2016-02  
**Resp. Agency** MD DOT  
**Project Category** Roadways  
**State** Maryland  
**CIP or CTP ID(s)** n/a

**Project Category** TIP  
**Functional Class** NA  
**County** Washington County  
**Est. Total Cost** \$13,000  
**Prior Years Cost** \$13,000  
**Future Years Cost** \$0

**Description:**

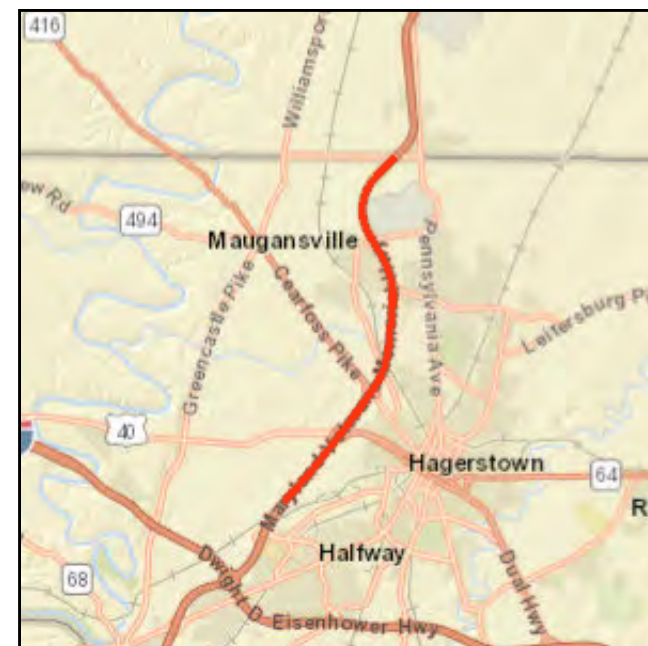
Resurfacing and Auxiliary Lane Construction (both Southbound)

**Limits:**

Resurfacing: I-81 SB from PA to Exit 5 / Auxiliary Lane: I-81 SB from Exit 7 to Exit 6

**L RTP Relationship:**

System Preservation





## 2019 - 2022 Transportation Improvement Program

### I-81 SB Resurfacing & Auxiliary Lane Construction

(Funding in Thousands)

#### State Funding - Maryland State Highway Administration

| Phase           | Prior Funds    | FY 2019 Funds | FY 2020 Funds | FY 2021 Funds | FY 2022 Funds | FY 2023 Funds | FY 2024 Funds | Future Funds | Total Four-Year Funding Request |
|-----------------|----------------|---------------|---------------|---------------|---------------|---------------|---------------|--------------|---------------------------------|
| ENG             | \$400          | \$0           | \$0           | \$0           | \$0           | \$0           | \$0           | \$0          | \$400                           |
| ROW             | \$0            | \$0           | \$0           | \$0           | \$0           | \$0           | \$0           | \$0          | \$0                             |
| CON             | \$12600        | \$0           | \$0           | \$0           | \$0           | \$0           | \$0           | \$0          | \$12,600                        |
| Transit         | \$0            | \$0           | \$0           | \$0           | \$0           | \$0           | \$0           | \$0          | \$0                             |
| MPO             | \$0            | \$0           | \$0           | \$0           | \$0           | \$0           | \$0           | \$0          | \$0                             |
| <b>Subtotal</b> | <b>\$13000</b> | <b>\$0</b>    | <b>\$0</b>    | <b>\$0</b>    | <b>\$0</b>    | <b>\$0</b>    | <b>\$0</b>    | <b>\$0</b>   | <b>\$13,000</b>                 |
| <b>Total</b>    | <b>\$13000</b> | <b>\$0</b>    | <b>\$0</b>    | <b>\$0</b>    | <b>\$0</b>    | <b>\$0</b>    | <b>\$0</b>    | <b>\$0</b>   | <b>\$13,000</b>                 |



Washington County

## 2019 - 2022 Transportation Improvement Program

Roadways

### Eastern Blvd Widening Ph II

**MPO ID** W2017-08  
**Resp. Agency** Washington County  
**Project Category** Roadways  
**State** Maryland  
**CIP or CTP ID(s)** n/a

**Project Category** TIP  
**Functional Class** NA  
**County** Washington County  
**Est. Total Cost** \$4,291  
**Prior Years Cost** \$855  
**Future Years Cost** \$0

**Description:**

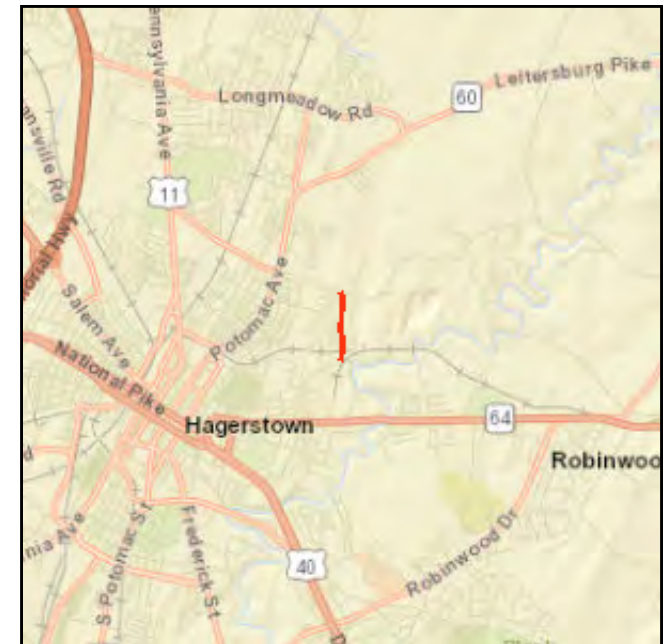
Widen existing road to 4 lanes

**Limits:**

From Security Road to Antietam Drive

**LRTP Relationship:**

Congestion Management





## Eastern Blvd Widening Ph II

(Funding in Thousands)

### Earmark Funding

| Phase           | Prior Funds  | FY 2019 Funds | FY 2020 Funds | FY 2021 Funds | FY 2022 Funds | FY 2023 Funds | FY 2024 Funds | Future Funds | Total Four-Year Funding Request |
|-----------------|--------------|---------------|---------------|---------------|---------------|---------------|---------------|--------------|---------------------------------|
| ENG             | \$355        | \$0           | \$0           | \$0           | \$0           | \$0           | \$0           | \$0          | \$355                           |
| ROW             | \$0          | \$0           | \$0           | \$0           | \$0           | \$0           | \$0           | \$0          | \$0                             |
| CON             | \$0          | \$0           | \$0           | \$0           | \$0           | \$0           | \$0           | \$0          | \$0                             |
| Transit         | \$0          | \$0           | \$0           | \$0           | \$0           | \$0           | \$0           | \$0          | \$0                             |
| MPO             | \$0          | \$0           | \$0           | \$0           | \$0           | \$0           | \$0           | \$0          | \$0                             |
| <b>Subtotal</b> | <b>\$355</b> | <b>\$0</b>    | <b>\$0</b>    | <b>\$0</b>    | <b>\$0</b>    | <b>\$0</b>    | <b>\$0</b>    | <b>\$0</b>   | <b>\$355</b>                    |

### Local Funding - Washington County

| Phase           | Prior Funds  | FY 2019 Funds | FY 2020 Funds | FY 2021 Funds | FY 2022 Funds | FY 2023 Funds | FY 2024 Funds | Future Funds | Total Four-Year Funding Request |
|-----------------|--------------|---------------|---------------|---------------|---------------|---------------|---------------|--------------|---------------------------------|
| ENG             | \$500        | \$0           | \$0           | \$0           | \$0           | \$0           | \$0           | \$0          | \$500                           |
| ROW             | \$0          | \$0           | \$0           | \$0           | \$0           | \$0           | \$0           | \$0          | \$0                             |
| CON             | \$0          | \$780         | \$2359        | \$297         | \$0           | \$0           | \$0           | \$0          | \$3,436                         |
| Transit         | \$0          | \$0           | \$0           | \$0           | \$0           | \$0           | \$0           | \$0          | \$0                             |
| MPO             | \$0          | \$0           | \$0           | \$0           | \$0           | \$0           | \$0           | \$0          | \$0                             |
| <b>Subtotal</b> | <b>\$500</b> | <b>\$780</b>  | <b>\$2359</b> | <b>\$297</b>  | <b>\$0</b>    | <b>\$0</b>    | <b>\$0</b>    | <b>\$0</b>   | <b>\$3,936</b>                  |
| <b>Total</b>    | <b>\$855</b> | <b>\$780</b>  | <b>\$2359</b> | <b>\$297</b>  | <b>\$0</b>    | <b>\$0</b>    | <b>\$0</b>    | <b>\$0</b>   | <b>\$4,291</b>                  |



MD DOT

## 2019 - 2022 Transportation Improvement Program

Roadways

### I-81 Ph 2 & 3 Hwy Reconstruction

|                         |          |                          |                   |
|-------------------------|----------|--------------------------|-------------------|
| <b>MPO ID</b>           | W2017-10 | <b>Project Category</b>  | TIP               |
| <b>Resp. Agency</b>     | MD DOT   | <b>Functional Class</b>  | NA                |
| <b>Project Category</b> | Roadways | <b>County</b>            | Washington County |
| <b>State</b>            | Maryland | <b>Est. Total Cost</b>   | \$5,000           |
| <b>CIP or CTP ID(s)</b> | n/a      | <b>Prior Years Cost</b>  | \$1,936           |
|                         |          | <b>Future Years Cost</b> | \$0               |

#### Description:

Widening to six lanes and reconstructing 6.0 miles of I-81 from north of MD 63/MD 68 (Lappans Road) to US 40 (National Pike).

#### Limits:

North of MD 63/MD 68 (Lappans Road) to US 40 (National Pike), Halfway/Hagerstown

#### LRTP Relationship:

Unfunded Priority





## 2019 - 2022 Transportation Improvement Program

### I-81 Ph 2 & 3 Hwy Reconstruction

(Funding in Thousands)

#### High Priority (Earmark)

| Phase           | Prior Funds   | FY 2019 Funds | FY 2020 Funds | FY 2021 Funds | FY 2022 Funds | FY 2023 Funds | FY 2024 Funds | Future Funds | Total Four-Year Funding Request |
|-----------------|---------------|---------------|---------------|---------------|---------------|---------------|---------------|--------------|---------------------------------|
| ENG             | \$1510        | \$755         | \$755         | \$755         | \$126         | \$0           | \$0           | \$0          | \$3,901                         |
| ROW             | \$0           | \$0           | \$0           | \$0           | \$0           | \$0           | \$0           | \$0          | \$0                             |
| CON             | \$0           | \$0           | \$0           | \$0           | \$0           | \$0           | \$0           | \$0          | \$0                             |
| Transit         | \$0           | \$0           | \$0           | \$0           | \$0           | \$0           | \$0           | \$0          | \$0                             |
| MPO             | \$0           | \$0           | \$0           | \$0           | \$0           | \$0           | \$0           | \$0          | \$0                             |
| <b>Subtotal</b> | <b>\$1510</b> | <b>\$755</b>  | <b>\$755</b>  | <b>\$755</b>  | <b>\$126</b>  | <b>\$0</b>    | <b>\$0</b>    | <b>\$0</b>   | <b>\$3,901</b>                  |

#### State Funding - Maryland State Highway Administration

| Phase           | Prior Funds   | FY 2019 Funds | FY 2020 Funds | FY 2021 Funds | FY 2022 Funds | FY 2023 Funds | FY 2024 Funds | Future Funds | Total Four-Year Funding Request |
|-----------------|---------------|---------------|---------------|---------------|---------------|---------------|---------------|--------------|---------------------------------|
| ENG             | \$426         | \$213         | \$213         | \$213         | \$34          | \$0           | \$0           | \$0          | \$1,099                         |
| ROW             | \$0           | \$0           | \$0           | \$0           | \$0           | \$0           | \$0           | \$0          | \$0                             |
| CON             | \$0           | \$0           | \$0           | \$0           | \$0           | \$0           | \$0           | \$0          | \$0                             |
| Transit         | \$0           | \$0           | \$0           | \$0           | \$0           | \$0           | \$0           | \$0          | \$0                             |
| MPO             | \$0           | \$0           | \$0           | \$0           | \$0           | \$0           | \$0           | \$0          | \$0                             |
| <b>Subtotal</b> | <b>\$426</b>  | <b>\$213</b>  | <b>\$213</b>  | <b>\$213</b>  | <b>\$34</b>   | <b>\$0</b>    | <b>\$0</b>    | <b>\$0</b>   | <b>\$1,099</b>                  |
| <b>Total</b>    | <b>\$1936</b> | <b>\$968</b>  | <b>\$968</b>  | <b>\$968</b>  | <b>\$160</b>  | <b>\$0</b>    | <b>\$0</b>    | <b>\$0</b>   | <b>\$5,000</b>                  |

**Col HK Douglas Dr Extended Ph 1 & Ph 2****MPO ID** W2017-11**Resp. Agency** Washington County**Project Category** Roadways**State** Maryland**CIP or CTP ID(s)** n/a**Project Category** TIP**Functional Class** NA**County** Washington County**Est. Total Cost** \$2,570**Prior Years Cost** \$20**Future Years Cost** \$0**Description:**

Construct 0.29 miles of local access road

**Limits:**

At current intersection of HK Douglas Dr and MD 65, heading east for 0.29 miles

**LRTP Relationship:**

Fiscally Constrained Project







## Col HK Douglas Dr Extended Ph 1 & Ph 2

(Funding in Thousands)

### Appalachian Regional Commission Grant

| Phase           | Prior Funds | FY 2019 Funds | FY 2020 Funds | FY 2021 Funds | FY 2022 Funds | FY 2023 Funds | FY 2024 Funds | Future Funds | Total Four-Year Funding Request |
|-----------------|-------------|---------------|---------------|---------------|---------------|---------------|---------------|--------------|---------------------------------|
| ENG             | \$0         | \$0           | \$0           | \$0           | \$0           | \$0           | \$0           | \$0          | \$0                             |
| ROW             | \$0         | \$0           | \$0           | \$0           | \$0           | \$0           | \$0           | \$0          | \$0                             |
| CON             | \$0         | \$2000        | \$0           | \$0           | \$0           | \$0           | \$0           | \$0          | \$2,000                         |
| Transit         | \$0         | \$0           | \$0           | \$0           | \$0           | \$0           | \$0           | \$0          | \$0                             |
| MPO             | \$0         | \$0           | \$0           | \$0           | \$0           | \$0           | \$0           | \$0          | \$0                             |
| <b>Subtotal</b> | <b>\$0</b>  | <b>\$2000</b> | <b>\$0</b>    | <b>\$0</b>    | <b>\$0</b>    | <b>\$0</b>    | <b>\$0</b>    | <b>\$0</b>   | <b>\$2,000</b>                  |

### Local Funding - Washington County

| Phase           | Prior Funds | FY 2019 Funds | FY 2020 Funds | FY 2021 Funds | FY 2022 Funds | FY 2023 Funds | FY 2024 Funds | Future Funds | Total Four-Year Funding Request |
|-----------------|-------------|---------------|---------------|---------------|---------------|---------------|---------------|--------------|---------------------------------|
| ENG             | \$0         | \$0           | \$0           | \$0           | \$0           | \$0           | \$0           | \$0          | \$0                             |
| ROW             | \$0         | \$0           | \$0           | \$0           | \$0           | \$0           | \$0           | \$0          | \$0                             |
| CON             | \$20        | \$550         | \$0           | \$0           | \$0           | \$0           | \$0           | \$0          | \$570                           |
| Transit         | \$0         | \$0           | \$0           | \$0           | \$0           | \$0           | \$0           | \$0          | \$0                             |
| MPO             | \$0         | \$0           | \$0           | \$0           | \$0           | \$0           | \$0           | \$0          | \$0                             |
| <b>Subtotal</b> | <b>\$20</b> | <b>\$550</b>  | <b>\$0</b>    | <b>\$0</b>    | <b>\$0</b>    | <b>\$0</b>    | <b>\$0</b>    | <b>\$0</b>   | <b>\$570</b>                    |
| <b>Total</b>    | <b>\$20</b> | <b>\$2550</b> | <b>\$0</b>    | <b>\$0</b>    | <b>\$0</b>    | <b>\$0</b>    | <b>\$0</b>    | <b>\$0</b>   | <b>\$2,570</b>                  |



## Halfway Boulevard Extended Ph 1 & Ph 2

|                         |                   |                          |                   |
|-------------------------|-------------------|--------------------------|-------------------|
| <b>MPO ID</b>           | W2018-01          | <b>Project Category</b>  | TIP               |
| <b>Resp. Agency</b>     | Washington County | <b>Functional Class</b>  | NA                |
| <b>Project Category</b> | Roadways          | <b>County</b>            | Washington County |
| <b>State</b>            | Maryland          | <b>Est. Total Cost</b>   | \$5,549           |
| <b>CIP or CTP ID(s)</b> | n/a               | <b>Prior Years Cost</b>  | \$900             |
|                         |                   | <b>Future Years Cost</b> | \$0               |

**Description:**

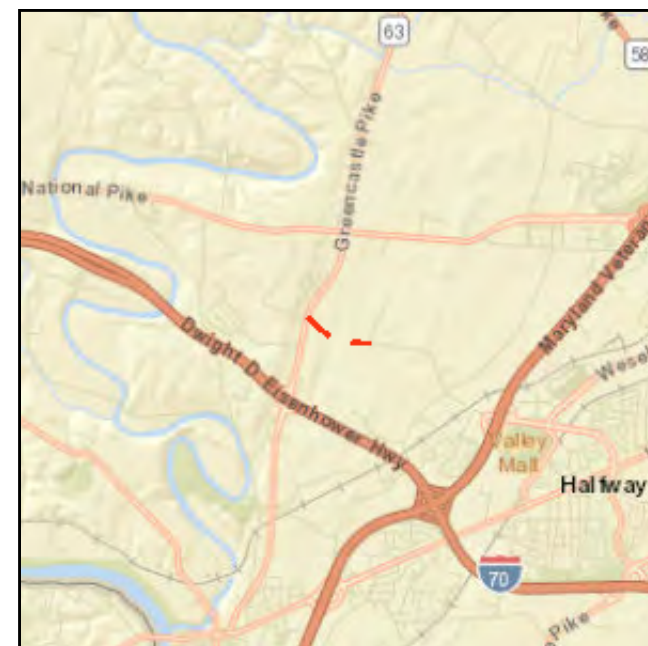
Construct a new connector road and new connector road between existing Halfway Boulevard and MD 63 (Phase II of the project).

**Limits:**

Connecting existing Halfway Blvd at intersection with New Gate Road, west to MD 63 (Greencastle Pike)

**LRTP Relationship:**

Fiscally Constrained Project





## 2019 - 2022 Transportation Improvement Program

### Halfway Boulevard Extended Ph 1 & Ph 2

(Funding in Thousands)

#### Local Funding - Washington County

| Phase           | Prior Funds  | FY 2019 Funds | FY 2020 Funds | FY 2021 Funds | FY 2022 Funds | FY 2023 Funds | FY 2024 Funds | Future Funds | Total Four-Year Funding Request |
|-----------------|--------------|---------------|---------------|---------------|---------------|---------------|---------------|--------------|---------------------------------|
| ENG             | \$100        | \$0           | \$0           | \$0           | \$0           | \$0           | \$0           | \$0          | \$100                           |
| ROW             | \$0          | \$0           | \$0           | \$0           | \$0           | \$0           | \$0           | \$0          | \$0                             |
| CON             | \$0          | \$0           | \$749         | \$0           | \$900         | \$0           | \$0           | \$0          | \$1,649                         |
| Transit         | \$0          | \$0           | \$0           | \$0           | \$0           | \$0           | \$0           | \$0          | \$0                             |
| MPO             | \$0          | \$0           | \$0           | \$0           | \$0           | \$0           | \$0           | \$0          | \$0                             |
| <b>Subtotal</b> | <b>\$100</b> | <b>\$0</b>    | <b>\$749</b>  | <b>\$0</b>    | <b>\$900</b>  | <b>\$0</b>    | <b>\$0</b>    | <b>\$0</b>   | <b>\$1,749</b>                  |

#### Appalachian Regional Commission Grant

| Phase           | Prior Funds  | FY 2019 Funds | FY 2020 Funds | FY 2021 Funds | FY 2022 Funds | FY 2023 Funds | FY 2024 Funds | Future Funds | Total Four-Year Funding Request |
|-----------------|--------------|---------------|---------------|---------------|---------------|---------------|---------------|--------------|---------------------------------|
| ENG             | \$0          | \$0           | \$0           | \$0           | \$0           | \$0           | \$0           | \$0          | \$0                             |
| ROW             | \$0          | \$0           | \$0           | \$0           | \$0           | \$0           | \$0           | \$0          | \$0                             |
| CON             | \$800        | \$1000        | \$0           | \$2000        | \$0           | \$0           | \$0           | \$0          | \$3,800                         |
| Transit         | \$0          | \$0           | \$0           | \$0           | \$0           | \$0           | \$0           | \$0          | \$0                             |
| MPO             | \$0          | \$0           | \$0           | \$0           | \$0           | \$0           | \$0           | \$0          | \$0                             |
| <b>Subtotal</b> | <b>\$800</b> | <b>\$1000</b> | <b>\$0</b>    | <b>\$2000</b> | <b>\$0</b>    | <b>\$0</b>    | <b>\$0</b>    | <b>\$0</b>   | <b>\$3,800</b>                  |
| <b>Total</b>    | <b>\$900</b> | <b>\$1000</b> | <b>\$749</b>  | <b>\$2000</b> | <b>\$900</b>  | <b>\$0</b>    | <b>\$0</b>    | <b>\$0</b>   | <b>\$5,549</b>                  |

**Professional Boulevard Extended - Phase 2****MPO ID** W2018-02**Resp. Agency** Washington County**Project Category** Roadways**State** Maryland**CIP or CTP ID(s)** n/a**Description:**

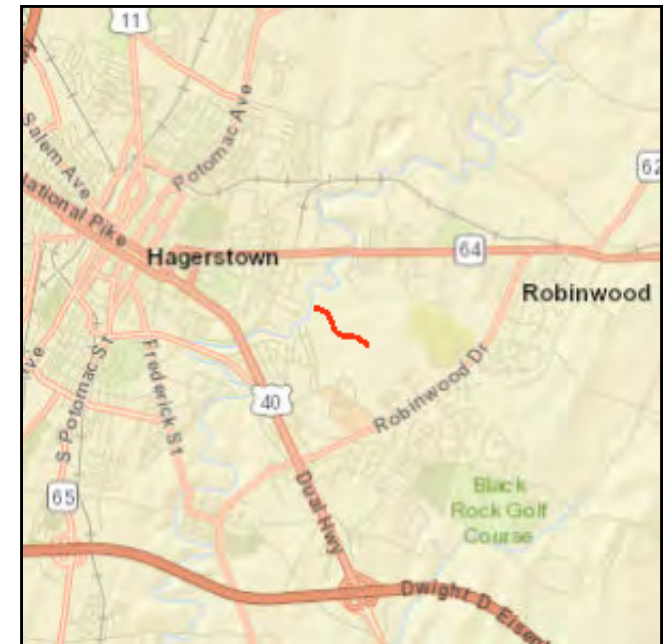
Construct new connector road

**Project Category** TIP**Functional Class****County** Washington County**Est. Total Cost** \$4,309**Prior Years Cost** \$2,614**Future Years Cost** \$0**Limits:**

Connecting existing Halfway Blvd at intersection with New Gate Road, west to MD 63

**LRTP Relationship:**

Fiscally Constrained Project





## Professional Boulevard Extended - Phase 2

(Funding in Thousands)

### Appalachian Regional Commission Grant

| Phase           | Prior Funds   | FY 2019 Funds | FY 2020 Funds | FY 2021 Funds | FY 2022 Funds | FY 2023 Funds | FY 2024 Funds | Future Funds | Total Four-Year Funding Request |
|-----------------|---------------|---------------|---------------|---------------|---------------|---------------|---------------|--------------|---------------------------------|
| ENG             | \$0           | \$0           | \$0           | \$0           | \$0           | \$0           | \$0           | \$0          | \$0                             |
| ROW             | \$0           | \$0           | \$0           | \$0           | \$0           | \$0           | \$0           | \$0          | \$0                             |
| CON             | \$1000        | \$0           | \$0           | \$0           | \$0           | \$0           | \$0           | \$0          | \$1,000                         |
| Transit         | \$0           | \$0           | \$0           | \$0           | \$0           | \$0           | \$0           | \$0          | \$0                             |
| MPO             | \$0           | \$0           | \$0           | \$0           | \$0           | \$0           | \$0           | \$0          | \$0                             |
| <b>Subtotal</b> | <b>\$1000</b> | <b>\$0</b>    | <b>\$0</b>    | <b>\$0</b>    | <b>\$0</b>    | <b>\$0</b>    | <b>\$0</b>    | <b>\$0</b>   | <b>\$1,000</b>                  |

### Local Funding - Washington County

| Phase           | Prior Funds  | FY 2019 Funds | FY 2020 Funds | FY 2021 Funds | FY 2022 Funds | FY 2023 Funds | FY 2024 Funds | Future Funds | Total Four-Year Funding Request |
|-----------------|--------------|---------------|---------------|---------------|---------------|---------------|---------------|--------------|---------------------------------|
| ENG             | \$0          | \$0           | \$0           | \$0           | \$0           | \$0           | \$0           | \$0          | \$0                             |
| ROW             | \$0          | \$0           | \$0           | \$0           | \$0           | \$0           | \$0           | \$0          | \$0                             |
| CON             | \$414        | \$210         | \$1235        | \$250         | \$0           | \$0           | \$0           | \$0          | \$2,109                         |
| Transit         | \$0          | \$0           | \$0           | \$0           | \$0           | \$0           | \$0           | \$0          | \$0                             |
| MPO             | \$0          | \$0           | \$0           | \$0           | \$0           | \$0           | \$0           | \$0          | \$0                             |
| <b>Subtotal</b> | <b>\$414</b> | <b>\$210</b>  | <b>\$1235</b> | <b>\$250</b>  | <b>\$0</b>    | <b>\$0</b>    | <b>\$0</b>    | <b>\$0</b>   | <b>\$2,109</b>                  |



## 2019 - 2022 Transportation Improvement Program

### Professional Boulevard Extended - Phase 2

(Funding in Thousands)

#### State Funding

| Phase           | Prior Funds   | FY 2019 Funds | FY 2020 Funds | FY 2021 Funds | FY 2022 Funds | FY 2023 Funds | FY 2024 Funds | Future Funds | Total Four-Year Funding Request |
|-----------------|---------------|---------------|---------------|---------------|---------------|---------------|---------------|--------------|---------------------------------|
| ENG             | \$0           | \$0           | \$0           | \$0           | \$0           | \$0           | \$0           | \$0          | \$0                             |
| ROW             | \$0           | \$0           | \$0           | \$0           | \$0           | \$0           | \$0           | \$0          | \$0                             |
| CON             | \$1200        | \$0           | \$0           | \$0           | \$0           | \$0           | \$0           | \$0          | \$1,200                         |
| Transit         | \$0           | \$0           | \$0           | \$0           | \$0           | \$0           | \$0           | \$0          | \$0                             |
| MPO             | \$0           | \$0           | \$0           | \$0           | \$0           | \$0           | \$0           | \$0          | \$0                             |
| <b>Subtotal</b> | <b>\$1200</b> | <b>\$0</b>    | <b>\$0</b>    | <b>\$0</b>    | <b>\$0</b>    | <b>\$0</b>    | <b>\$0</b>    | <b>\$0</b>   | <b>\$1,200</b>                  |
| <b>Total</b>    | <b>\$2614</b> | <b>\$210</b>  | <b>\$1235</b> | <b>\$250</b>  | <b>\$0</b>    | <b>\$0</b>    | <b>\$0</b>    | <b>\$0</b>   | <b>\$4,309</b>                  |



MD DOT

## 2019 - 2022 Transportation Improvement Program

Roadways

### Areawide Environmental Projects

**MPO ID** W2019-01  
**Resp. Agency** MD DOT  
**Project Category** Roadways  
**State** Maryland  
**CIP or CTP ID(s)** n/a

**Project Category** TIP  
**Functional Class** NA  
**County** Washington County  
**Est. Total Cost** \$25,175  
**Prior Years Cost** \$0  
**Future Years Cost** \$0

**Description:**

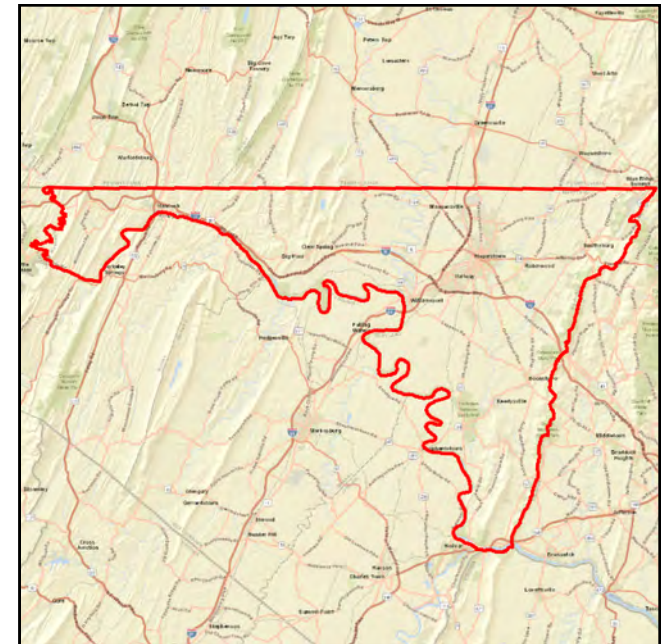
Program to provide environmental and aesthetic improvements on SHA highways.

**Limits:**

Areawide

**LRTP Relationship:**

System Preservation





## Areawide Environmental Projects

(Funding in Thousands)

### Federal - General

| Phase           | Prior Funds | FY 2019 Funds | FY 2020 Funds | FY 2021 Funds | FY 2022 Funds | FY 2023 Funds | FY 2024 Funds | Future Funds | Total Four-Year Funding Request |
|-----------------|-------------|---------------|---------------|---------------|---------------|---------------|---------------|--------------|---------------------------------|
| ENG             | \$0         | \$360         | \$240         | \$240         | \$240         | \$0           | \$0           | \$0          | \$1,080                         |
| ROW             | \$0         | \$120         | \$80          | \$80          | \$80          | \$0           | \$0           | \$0          | \$360                           |
| CON             | \$0         | \$7500        | \$5600        | \$3600        | \$2000        | \$0           | \$0           | \$0          | \$18,700                        |
| Transit         | \$0         | \$0           | \$0           | \$0           | \$0           | \$0           | \$0           | \$0          | \$0                             |
| MPO             | \$0         | \$0           | \$0           | \$0           | \$0           | \$0           | \$0           | \$0          | \$0                             |
| <b>Subtotal</b> | <b>\$0</b>  | <b>\$7980</b> | <b>\$5920</b> | <b>\$3920</b> | <b>\$2320</b> | <b>\$0</b>    | <b>\$0</b>    | <b>\$0</b>   | <b>\$20,140</b>                 |

### State Funding - Maryland State Highway Administration

| Phase           | Prior Funds | FY 2019 Funds | FY 2020 Funds | FY 2021 Funds | FY 2022 Funds | FY 2023 Funds | FY 2024 Funds | Future Funds | Total Four-Year Funding Request |
|-----------------|-------------|---------------|---------------|---------------|---------------|---------------|---------------|--------------|---------------------------------|
| ENG             | \$0         | \$90          | \$60          | \$60          | \$60          | \$0           | \$0           | \$0          | \$270                           |
| ROW             | \$0         | \$30          | \$20          | \$20          | \$20          | \$0           | \$0           | \$0          | \$90                            |
| CON             | \$0         | \$1875        | \$1400        | \$900         | \$500         | \$0           | \$0           | \$0          | \$4,675                         |
| Transit         | \$0         | \$0           | \$0           | \$0           | \$0           | \$0           | \$0           | \$0          | \$0                             |
| MPO             | \$0         | \$0           | \$0           | \$0           | \$0           | \$0           | \$0           | \$0          | \$0                             |
| <b>Subtotal</b> | <b>\$0</b>  | <b>\$1995</b> | <b>\$1480</b> | <b>\$980</b>  | <b>\$580</b>  | <b>\$0</b>    | <b>\$0</b>    | <b>\$0</b>   | <b>\$5,035</b>                  |
| <b>Total</b>    | <b>\$0</b>  | <b>\$9975</b> | <b>\$7400</b> | <b>\$4900</b> | <b>\$2900</b> | <b>\$0</b>    | <b>\$0</b>    | <b>\$0</b>   | <b>\$25,175</b>                 |





MD DOT

## 2019 - 2022 Transportation Improvement Program

Roadways

### Areawide Safety & Spot Improvements

**MPO ID** W2019-02  
**Resp. Agency** MD DOT  
**Project Category** Roadways  
**State** Maryland  
**CIP or CTP ID(s)** n/a

**Project Category** TIP  
**Functional Class** NA  
**County** Washington County  
**Est. Total Cost** \$40,550  
**Prior Years Cost** \$0  
**Future Years Cost** \$0

**Description:**

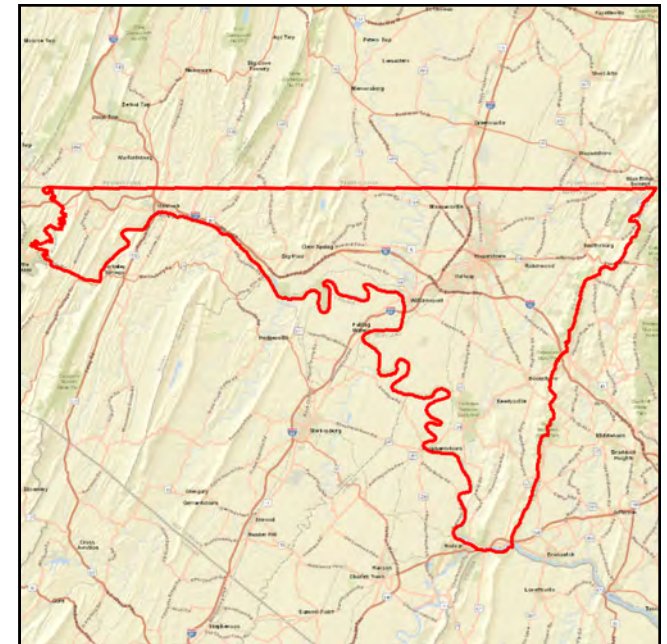
Program to provide localized improvements to address safety and/or operational issues on SHA highways.

**Limits:**

Areawide

**LRTP Relationship:**

System Preservation





## 2019 - 2022 Transportation Improvement Program

### Areawide Safety & Spot Improvements

(Funding in Thousands)

#### Federal - General

| Phase           | Prior Funds | FY 2019 Funds | FY 2020 Funds  | FY 2021 Funds | FY 2022 Funds | FY 2023 Funds | FY 2024 Funds | Future Funds | Total Four-Year Funding Request |
|-----------------|-------------|---------------|----------------|---------------|---------------|---------------|---------------|--------------|---------------------------------|
| ENG             | \$0         | \$360         | \$240          | \$240         | \$240         | \$0           | \$0           | \$0          | \$1,080                         |
| ROW             | \$0         | \$120         | \$80           | \$80          | \$80          | \$0           | \$0           | \$0          | \$360                           |
| CON             | \$0         | \$9000        | \$10000        | \$6000        | \$6000        | \$0           | \$0           | \$0          | \$31,000                        |
| Transit         | \$0         | \$0           | \$0            | \$0           | \$0           | \$0           | \$0           | \$0          | \$0                             |
| MPO             | \$0         | \$0           | \$0            | \$0           | \$0           | \$0           | \$0           | \$0          | \$0                             |
| <b>Subtotal</b> | <b>\$0</b>  | <b>\$9480</b> | <b>\$10320</b> | <b>\$6320</b> | <b>\$6320</b> | <b>\$0</b>    | <b>\$0</b>    | <b>\$0</b>   | <b>\$32,440</b>                 |

#### State Funding - Maryland State Highway Administration

| Phase           | Prior Funds | FY 2019 Funds  | FY 2020 Funds  | FY 2021 Funds | FY 2022 Funds | FY 2023 Funds | FY 2024 Funds | Future Funds | Total Four-Year Funding Request |
|-----------------|-------------|----------------|----------------|---------------|---------------|---------------|---------------|--------------|---------------------------------|
| ENG             | \$0         | \$90           | \$60           | \$60          | \$60          | \$0           | \$0           | \$0          | \$270                           |
| ROW             | \$0         | \$30           | \$20           | \$20          | \$20          | \$0           | \$0           | \$0          | \$90                            |
| CON             | \$0         | \$2250         | \$2500         | \$1500        | \$1500        | \$0           | \$0           | \$0          | \$7,750                         |
| Transit         | \$0         | \$0            | \$0            | \$0           | \$0           | \$0           | \$0           | \$0          | \$0                             |
| MPO             | \$0         | \$0            | \$0            | \$0           | \$0           | \$0           | \$0           | \$0          | \$0                             |
| <b>Subtotal</b> | <b>\$0</b>  | <b>\$2370</b>  | <b>\$2580</b>  | <b>\$1580</b> | <b>\$1580</b> | <b>\$0</b>    | <b>\$0</b>    | <b>\$0</b>   | <b>\$8,110</b>                  |
| <b>Total</b>    | <b>\$0</b>  | <b>\$11850</b> | <b>\$12900</b> | <b>\$7900</b> | <b>\$7900</b> | <b>\$0</b>    | <b>\$0</b>    | <b>\$0</b>   | <b>\$40,550</b>                 |



MD DOT

## 2019 - 2022 Transportation Improvement Program

Roadways

### Areawide Resurfacing & Rehabilitation

**MPO ID** W2019-03  
**Resp. Agency** MD DOT  
**Project Category** Roadways  
**State** Maryland  
**CIP or CTP ID(s)** n/a

**Project Category** TIP  
**Functional Class** NA  
**County** Washington County  
**Est. Total Cost** \$50,800  
**Prior Years Cost** \$0  
**Future Years Cost** \$0

**Description:**

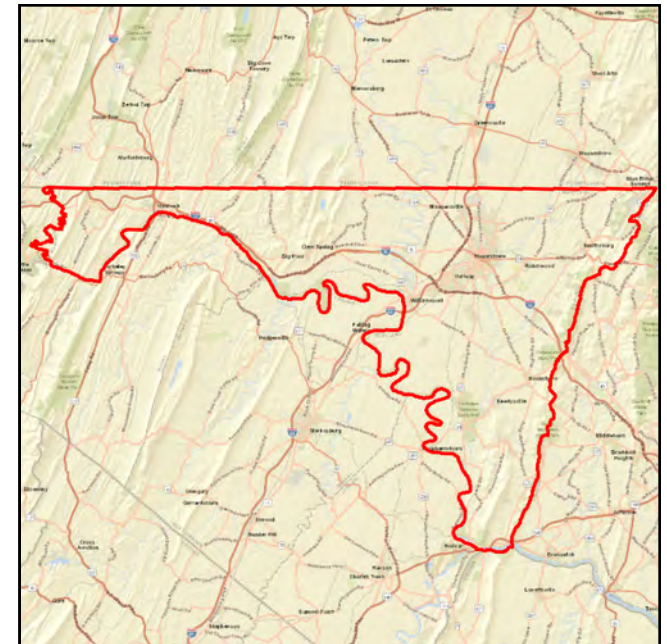
Program to provide periodic resurfacing and upgrading or auxiliary features on SHA highways.

**Limits:**

Areawide

**LRTP Relationship:**

System Preservation





## 2019 - 2022 Transportation Improvement Program

### Areawide Resurfacing & Rehabilitation

(Funding in Thousands)

#### Federal - General

| Phase           | Prior Funds | FY 2019 Funds  | FY 2020 Funds  | FY 2021 Funds | FY 2022 Funds | FY 2023 Funds | FY 2024 Funds | Future Funds | Total Four-Year Funding Request |
|-----------------|-------------|----------------|----------------|---------------|---------------|---------------|---------------|--------------|---------------------------------|
| ENG             | \$0         | \$360          | \$240          | \$240         | \$240         | \$0           | \$0           | \$0          | \$1,080                         |
| ROW             | \$0         | \$120          | \$80           | \$80          | \$80          | \$0           | \$0           | \$0          | \$360                           |
| CON             | \$0         | \$9600         | \$14400        | \$8000        | \$7200        | \$0           | \$0           | \$0          | \$39,200                        |
| Transit         | \$0         | \$0            | \$0            | \$0           | \$0           | \$0           | \$0           | \$0          | \$0                             |
| MPO             | \$0         | \$0            | \$0            | \$0           | \$0           | \$0           | \$0           | \$0          | \$0                             |
| <b>Subtotal</b> | <b>\$0</b>  | <b>\$10080</b> | <b>\$14720</b> | <b>\$8320</b> | <b>\$7520</b> | <b>\$0</b>    | <b>\$0</b>    | <b>\$0</b>   | <b>\$40,640</b>                 |

#### State Funding - Maryland State Highway Administration

| Phase           | Prior Funds | FY 2019 Funds  | FY 2020 Funds  | FY 2021 Funds  | FY 2022 Funds | FY 2023 Funds | FY 2024 Funds | Future Funds | Total Four-Year Funding Request |
|-----------------|-------------|----------------|----------------|----------------|---------------|---------------|---------------|--------------|---------------------------------|
| ENG             | \$0         | \$90           | \$60           | \$60           | \$60          | \$0           | \$0           | \$0          | \$270                           |
| ROW             | \$0         | \$30           | \$20           | \$20           | \$20          | \$0           | \$0           | \$0          | \$90                            |
| CON             | \$0         | \$2400         | \$3600         | \$2000         | \$1800        | \$0           | \$0           | \$0          | \$9,800                         |
| Transit         | \$0         | \$0            | \$0            | \$0            | \$0           | \$0           | \$0           | \$0          | \$0                             |
| MPO             | \$0         | \$0            | \$0            | \$0            | \$0           | \$0           | \$0           | \$0          | \$0                             |
| <b>Subtotal</b> | <b>\$0</b>  | <b>\$2520</b>  | <b>\$3680</b>  | <b>\$2080</b>  | <b>\$1880</b> | <b>\$0</b>    | <b>\$0</b>    | <b>\$0</b>   | <b>\$10,160</b>                 |
| <b>Total</b>    | <b>\$0</b>  | <b>\$12600</b> | <b>\$18400</b> | <b>\$10400</b> | <b>\$9400</b> | <b>\$0</b>    | <b>\$0</b>    | <b>\$0</b>   | <b>\$50,800</b>                 |



MD DOT

## 2019 - 2022 Transportation Improvement Program

Roadways

### Areawide Bridge Replacement & Rehabilitation

**MPO ID** W2019-04  
**Resp. Agency** MD DOT  
**Project Category** Roadways  
**State** Maryland  
**CIP or CTP ID(s)** n/a

**Project Category** TIP  
**Functional Class** NA  
**County** Washington County  
**Est. Total Cost** \$31,625  
**Prior Years Cost** \$0  
**Future Years Cost** \$0

**Description:**

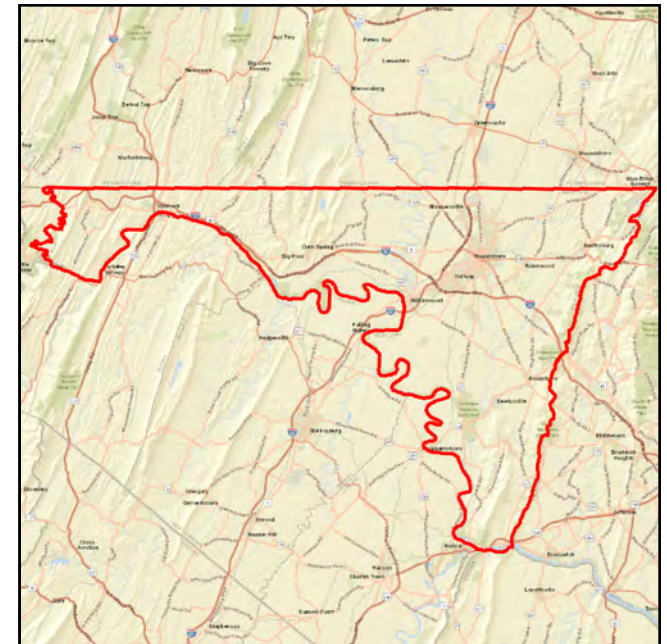
Program to provide major upgrades to and maintenance of structures on SHA highways.

**Limits:**

Areawide

**LRTP Relationship:**

System Preservation





## 2019 - 2022 Transportation Improvement Program

### Areawide Bridge Replacement & Rehabilitation

(Funding in Thousands)

#### Federal - General

| Phase           | Prior Funds | FY 2019 Funds | FY 2020 Funds | FY 2021 Funds | FY 2022 Funds | FY 2023 Funds | FY 2024 Funds | Future Funds | Total Four-Year Funding Request |
|-----------------|-------------|---------------|---------------|---------------|---------------|---------------|---------------|--------------|---------------------------------|
| ENG             | \$0         | \$1260        | \$840         | \$840         | \$840         | \$0           | \$0           | \$0          | \$3,780                         |
| ROW             | \$0         | \$240         | \$160         | \$160         | \$160         | \$0           | \$0           | \$0          | \$720                           |
| CON             | \$0         | \$6400        | \$4800        | \$4800        | \$4800        | \$0           | \$0           | \$0          | \$20,800                        |
| Transit         | \$0         | \$0           | \$0           | \$0           | \$0           | \$0           | \$0           | \$0          | \$0                             |
| MPO             | \$0         | \$0           | \$0           | \$0           | \$0           | \$0           | \$0           | \$0          | \$0                             |
| <b>Subtotal</b> | <b>\$0</b>  | <b>\$7900</b> | <b>\$5800</b> | <b>\$5800</b> | <b>\$5800</b> | <b>\$0</b>    | <b>\$0</b>    | <b>\$0</b>   | <b>\$25,300</b>                 |

#### State Funding - Maryland State Highway Administration

| Phase           | Prior Funds | FY 2019 Funds | FY 2020 Funds | FY 2021 Funds | FY 2022 Funds | FY 2023 Funds | FY 2024 Funds | Future Funds | Total Four-Year Funding Request |
|-----------------|-------------|---------------|---------------|---------------|---------------|---------------|---------------|--------------|---------------------------------|
| ENG             | \$0         | \$315         | \$210         | \$210         | \$210         | \$0           | \$0           | \$0          | \$945                           |
| ROW             | \$0         | \$60          | \$40          | \$40          | \$40          | \$0           | \$0           | \$0          | \$180                           |
| CON             | \$0         | \$1600        | \$1200        | \$1200        | \$1200        | \$0           | \$0           | \$0          | \$5,200                         |
| Transit         | \$0         | \$0           | \$0           | \$0           | \$0           | \$0           | \$0           | \$0          | \$0                             |
| MPO             | \$0         | \$0           | \$0           | \$0           | \$0           | \$0           | \$0           | \$0          | \$0                             |
| <b>Subtotal</b> | <b>\$0</b>  | <b>\$1975</b> | <b>\$1450</b> | <b>\$1450</b> | <b>\$1450</b> | <b>\$0</b>    | <b>\$0</b>    | <b>\$0</b>   | <b>\$6,325</b>                  |
| <b>Total</b>    | <b>\$0</b>  | <b>\$9875</b> | <b>\$7250</b> | <b>\$7250</b> | <b>\$7250</b> | <b>\$0</b>    | <b>\$0</b>    | <b>\$0</b>   | <b>\$31,625</b>                 |



MD DOT

## 2019 - 2022 Transportation Improvement Program

Roadways

### Areawide Urban Reconstruction

**MPO ID** W2019-05  
**Resp. Agency** MD DOT  
**Project Category** Roadways  
**State** Maryland  
**CIP or CTP ID(s)** n/a

**Project Category** TIP  
**Functional Class** NA  
**County** Washington County  
**Est. Total Cost** \$6,600  
**Prior Years Cost** \$0  
**Future Years Cost** \$0

**Description:**

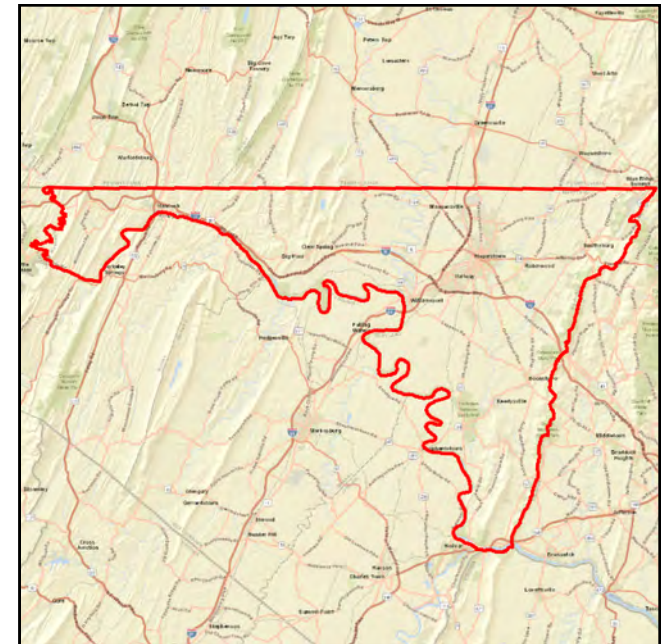
Program to provide roadway rehabilitation on SHA highways in municipalities and urban areas.

**Limits:**

Areawide

**LRTP Relationship:**

System Preservation







## 2019 - 2022 Transportation Improvement Program

### Areawide Urban Reconstruction

(Funding in Thousands)

#### Federal - General

| Phase           | Prior Funds | FY 2019 Funds | FY 2020 Funds | FY 2021 Funds | FY 2022 Funds | FY 2023 Funds | FY 2024 Funds | Future Funds | Total Four-Year Funding Request |
|-----------------|-------------|---------------|---------------|---------------|---------------|---------------|---------------|--------------|---------------------------------|
| ENG             | \$0         | \$300         | \$200         | \$200         | \$200         | \$0           | \$0           | \$0          | \$900                           |
| ROW             | \$0         | \$60          | \$40          | \$40          | \$40          | \$0           | \$0           | \$0          | \$180                           |
| CON             | \$0         | \$2400        | \$600         | \$600         | \$600         | \$0           | \$0           | \$0          | \$4,200                         |
| Transit         | \$0         | \$0           | \$0           | \$0           | \$0           | \$0           | \$0           | \$0          | \$0                             |
| MPO             | \$0         | \$0           | \$0           | \$0           | \$0           | \$0           | \$0           | \$0          | \$0                             |
| <b>Subtotal</b> | <b>\$0</b>  | <b>\$2760</b> | <b>\$840</b>  | <b>\$840</b>  | <b>\$840</b>  | <b>\$0</b>    | <b>\$0</b>    | <b>\$0</b>   | <b>\$5,280</b>                  |

#### State Funding - Maryland State Highway Administration

| Phase           | Prior Funds | FY 2019 Funds | FY 2020 Funds | FY 2021 Funds | FY 2022 Funds | FY 2023 Funds | FY 2024 Funds | Future Funds | Total Four-Year Funding Request |
|-----------------|-------------|---------------|---------------|---------------|---------------|---------------|---------------|--------------|---------------------------------|
| ENG             | \$0         | \$75          | \$50          | \$50          | \$50          | \$0           | \$0           | \$0          | \$225                           |
| ROW             | \$0         | \$15          | \$10          | \$10          | \$10          | \$0           | \$0           | \$0          | \$45                            |
| CON             | \$0         | \$600         | \$150         | \$150         | \$150         | \$0           | \$0           | \$0          | \$1,050                         |
| Transit         | \$0         | \$0           | \$0           | \$0           | \$0           | \$0           | \$0           | \$0          | \$0                             |
| MPO             | \$0         | \$0           | \$0           | \$0           | \$0           | \$0           | \$0           | \$0          | \$0                             |
| <b>Subtotal</b> | <b>\$0</b>  | <b>\$690</b>  | <b>\$210</b>  | <b>\$210</b>  | <b>\$210</b>  | <b>\$0</b>    | <b>\$0</b>    | <b>\$0</b>   | <b>\$1,320</b>                  |
| <b>Total</b>    | <b>\$0</b>  | <b>\$3450</b> | <b>\$1050</b> | <b>\$1050</b> | <b>\$1050</b> | <b>\$0</b>    | <b>\$0</b>    | <b>\$0</b>   | <b>\$6,600</b>                  |





MD DOT

## 2019 - 2022 Transportation Improvement Program

Roadways

### Areawide Congestion Management

**MPO ID** W2019-06  
**Resp. Agency** MD DOT  
**Project Category** Roadways  
**State** Maryland  
**CIP or CTP ID(s)** n/a

**Project Category** TIP  
**Functional Class** NA  
**County** Washington County  
**Est. Total Cost** \$10,250  
**Prior Years Cost** \$0  
**Future Years Cost** \$0

**Description:**

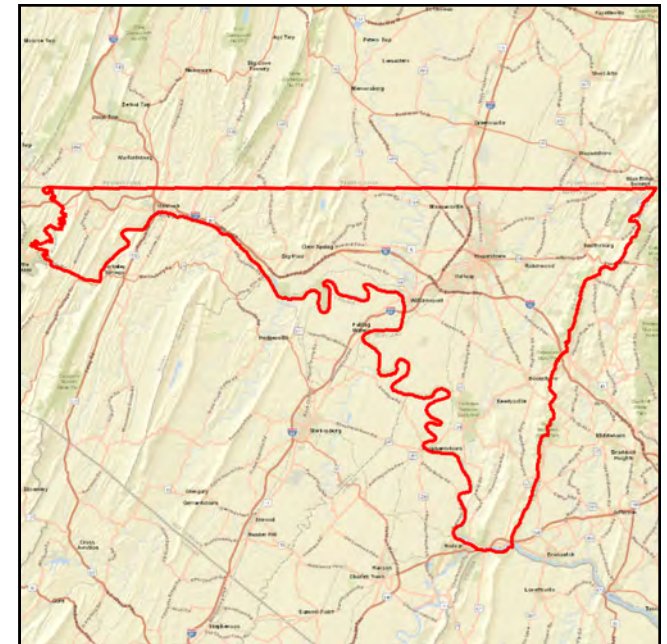
Program to provide traffic control, management, and monitoring on SHA highways.

**Limits:**

Areawide

**LRTP Relationship:**

System Preservation





## 2019 - 2022 Transportation Improvement Program

### Areawide Congestion Management

(Funding in Thousands)

#### Federal - General

| Phase           | Prior Funds | FY 2019 Funds | FY 2020 Funds | FY 2021 Funds | FY 2022 Funds | FY 2023 Funds | FY 2024 Funds | Future Funds | Total Four-Year Funding Request |
|-----------------|-------------|---------------|---------------|---------------|---------------|---------------|---------------|--------------|---------------------------------|
| ENG             | \$0         | \$300         | \$440         | \$440         | \$440         | \$0           | \$0           | \$0          | \$1,620                         |
| ROW             | \$0         | \$60          | \$40          | \$40          | \$40          | \$0           | \$0           | \$0          | \$180                           |
| CON             | \$0         | \$1800        | \$2000        | \$1400        | \$1200        | \$0           | \$0           | \$0          | \$6,400                         |
| Transit         | \$0         | \$0           | \$0           | \$0           | \$0           | \$0           | \$0           | \$0          | \$0                             |
| MPO             | \$0         | \$0           | \$0           | \$0           | \$0           | \$0           | \$0           | \$0          | \$0                             |
| <b>Subtotal</b> | <b>\$0</b>  | <b>\$2160</b> | <b>\$2480</b> | <b>\$1880</b> | <b>\$1680</b> | <b>\$0</b>    | <b>\$0</b>    | <b>\$0</b>   | <b>\$8,200</b>                  |

#### State Funding - Maryland State Highway Administration

| Phase           | Prior Funds | FY 2019 Funds | FY 2020 Funds | FY 2021 Funds | FY 2022 Funds | FY 2023 Funds | FY 2024 Funds | Future Funds | Total Four-Year Funding Request |
|-----------------|-------------|---------------|---------------|---------------|---------------|---------------|---------------|--------------|---------------------------------|
| ENG             | \$0         | \$75          | \$110         | \$110         | \$110         | \$0           | \$0           | \$0          | \$405                           |
| ROW             | \$0         | \$15          | \$10          | \$10          | \$10          | \$0           | \$0           | \$0          | \$45                            |
| CON             | \$0         | \$450         | \$500         | \$350         | \$300         | \$0           | \$0           | \$0          | \$1,600                         |
| Transit         | \$0         | \$0           | \$0           | \$0           | \$0           | \$0           | \$0           | \$0          | \$0                             |
| MPO             | \$0         | \$0           | \$0           | \$0           | \$0           | \$0           | \$0           | \$0          | \$0                             |
| <b>Subtotal</b> | <b>\$0</b>  | <b>\$540</b>  | <b>\$620</b>  | <b>\$470</b>  | <b>\$420</b>  | <b>\$0</b>    | <b>\$0</b>    | <b>\$0</b>   | <b>\$2,050</b>                  |
| <b>Total</b>    | <b>\$0</b>  | <b>\$2700</b> | <b>\$3100</b> | <b>\$2350</b> | <b>\$2100</b> | <b>\$0</b>    | <b>\$0</b>    | <b>\$0</b>   | <b>\$10,250</b>                 |



## Local Federal Aid Projects

|                         |                   |                          |                   |
|-------------------------|-------------------|--------------------------|-------------------|
| <b>MPO ID</b>           | W2019-07          | <b>Project Category</b>  | TIP               |
| <b>Resp. Agency</b>     | Washington County | <b>Functional Class</b>  | NA                |
| <b>Project Category</b> | Roadways          | <b>County</b>            | Washington County |
| <b>State</b>            | Maryland          | <b>Est. Total Cost</b>   | \$15,922          |
| <b>CIP or CTP ID(s)</b> | n/a               | <b>Prior Years Cost</b>  | \$7,704           |
|                         |                   | <b>Future Years Cost</b> | \$2,600           |

**Description:**

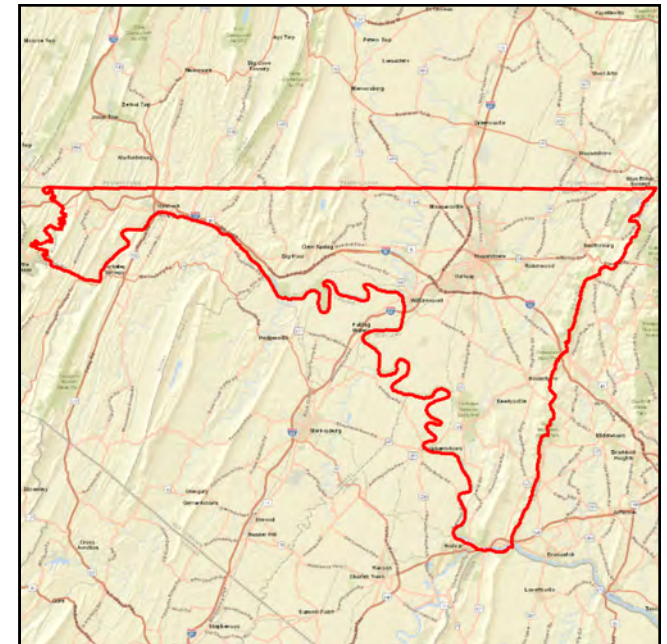
Local Federal Aid Projects in Washington County and the City of Hagerstown (see Section 3.5 of the TIP for more detail).

**Limits:**

Areawide

**LRTP Relationship:**

System Preservation





## Local Federal Aid Projects

(Funding in Thousands)

### Federal Aid

| Phase           | Prior Funds   | FY 2019 Funds | FY 2020 Funds | FY 2021 Funds | FY 2022 Funds | FY 2023 Funds | FY 2024 Funds | Future Funds | Total Four-Year Funding Request |
|-----------------|---------------|---------------|---------------|---------------|---------------|---------------|---------------|--------------|---------------------------------|
| ENG             | \$1132        | \$0           | \$0           | \$0           | \$0           | \$0           | \$0           | \$0          | \$1,132                         |
| ROW             | \$0           | \$0           | \$0           | \$0           | \$0           | \$0           | \$0           | \$0          | \$0                             |
| CON             | \$4713        | \$0           | \$0           | \$1346        | \$2989        | \$2035        | \$0           | \$0          | \$11,083                        |
| Transit         | \$0           | \$0           | \$0           | \$0           | \$0           | \$0           | \$0           | \$0          | \$0                             |
| MPO             | \$0           | \$0           | \$0           | \$0           | \$0           | \$0           | \$0           | \$0          | \$0                             |
| <b>Subtotal</b> | <b>\$5845</b> | <b>\$0</b>    | <b>\$0</b>    | <b>\$1346</b> | <b>\$2989</b> | <b>\$2035</b> | <b>\$0</b>    | <b>\$0</b>   | <b>\$12,215</b>                 |

### Local Funding - Washington County

| Phase           | Prior Funds   | FY 2019 Funds | FY 2020 Funds | FY 2021 Funds | FY 2022 Funds | FY 2023 Funds | FY 2024 Funds | Future Funds | Total Four-Year Funding Request |
|-----------------|---------------|---------------|---------------|---------------|---------------|---------------|---------------|--------------|---------------------------------|
| ENG             | \$609         | \$200         | \$0           | \$0           | \$0           | \$0           | \$0           | \$0          | \$809                           |
| ROW             | \$0           | \$0           | \$0           | \$0           | \$0           | \$0           | \$0           | \$0          | \$0                             |
| CON             | \$1250        | \$0           | \$0           | \$336         | \$747         | \$565         | \$0           | \$0          | \$2,898                         |
| Transit         | \$0           | \$0           | \$0           | \$0           | \$0           | \$0           | \$0           | \$0          | \$0                             |
| MPO             | \$0           | \$0           | \$0           | \$0           | \$0           | \$0           | \$0           | \$0          | \$0                             |
| <b>Subtotal</b> | <b>\$1859</b> | <b>\$200</b>  | <b>\$0</b>    | <b>\$336</b>  | <b>\$747</b>  | <b>\$565</b>  | <b>\$0</b>    | <b>\$0</b>   | <b>\$3,707</b>                  |
| <b>Total</b>    | <b>\$7704</b> | <b>\$200</b>  | <b>\$0</b>    | <b>\$1682</b> | <b>\$3736</b> | <b>\$2600</b> | <b>\$0</b>    | <b>\$0</b>   | <b>\$15,922</b>                 |



MD DOT

## 2019 - 2022 Transportation Improvement Program

Roadways

### I-70 MD 65 and CSX Bridges Rehabilitation

**MPO ID** W2019-09  
**Resp. Agency** MD DOT  
**Project Category** Roadways  
**State** Maryland  
**CIP or CTP ID(s)** n/a

**Project Category** TIP  
**Functional Class**  
**County** Washington County  
**Est. Total Cost** \$34,928  
**Prior Years Cost** \$1,233  
**Future Years Cost** \$8,234

**Description:**

Deck replacement and widening of I-70 dual bridges 21118 over MD 65 and I-70 dual bridges 21119 over the CSX Hagerstown Branch.

**Limits:**

Dual bridges 21118 and 21119

**L RTP Relationship:**

Fiscally Constrained Project





MD DOT

## 2019 - 2022 Transportation Improvement Program

Roadways

### I-70 MD 65 and CSX Bridges Rehabilitation

(Funding in Thousands)

#### State Funding - Maryland State Highway Administration

| Phase           | Prior Funds   | FY 2019 Funds | FY 2020 Funds | FY 2021 Funds | FY 2022 Funds | FY 2023 Funds | FY 2024 Funds | Future Funds | Total Four-Year Funding Request |
|-----------------|---------------|---------------|---------------|---------------|---------------|---------------|---------------|--------------|---------------------------------|
| ENG             | \$1233        | \$676         | \$59          | \$0           | \$0           | \$0           | \$0           | \$0          | \$1,968                         |
| ROW             | \$0           | \$0           | \$0           | \$0           | \$0           | \$0           | \$0           | \$0          | \$0                             |
| CON             | \$0           | \$155         | \$1164        | \$1944        | \$2187        | \$1204        | \$607         | \$0          | \$7,261                         |
| Transit         | \$0           | \$0           | \$0           | \$0           | \$0           | \$0           | \$0           | \$0          | \$0                             |
| MPO             | \$0           | \$0           | \$0           | \$0           | \$0           | \$0           | \$0           | \$0          | \$0                             |
| <b>Subtotal</b> | <b>\$1233</b> | <b>\$831</b>  | <b>\$1223</b> | <b>\$1944</b> | <b>\$2187</b> | <b>\$1204</b> | <b>\$607</b>  | <b>\$0</b>   | <b>\$9,229</b>                  |



## 2019 - 2022 Transportation Improvement Program

### I-70 MD 65 and CSX Bridges Rehabilitation

(Funding in Thousands)

#### National Highway Performance Program

| Phase           | Prior Funds   | FY 2019 Funds | FY 2020 Funds | FY 2021 Funds | FY 2022 Funds | FY 2023 Funds | FY 2024 Funds | Future Funds | Total Four-Year Funding Request |
|-----------------|---------------|---------------|---------------|---------------|---------------|---------------|---------------|--------------|---------------------------------|
| ENG             | \$0           | \$0           | \$0           | \$0           | \$0           | \$0           | \$0           | \$0          | \$0                             |
| ROW             | \$0           | \$0           | \$0           | \$0           | \$0           | \$0           | \$0           | \$0          | \$0                             |
| CON             | \$0           | \$1232        | \$5739        | \$5721        | \$6584        | \$4270        | \$2153        | \$0          | \$25,699                        |
| Transit         | \$0           | \$0           | \$0           | \$0           | \$0           | \$0           | \$0           | \$0          | \$0                             |
| MPO             | \$0           | \$0           | \$0           | \$0           | \$0           | \$0           | \$0           | \$0          | \$0                             |
| <b>Subtotal</b> | <b>\$0</b>    | <b>\$1232</b> | <b>\$5739</b> | <b>\$5721</b> | <b>\$6584</b> | <b>\$4270</b> | <b>\$2153</b> | <b>\$0</b>   | <b>\$25,699</b>                 |
| <b>Total</b>    | <b>\$1233</b> | <b>\$2063</b> | <b>\$6962</b> | <b>\$7665</b> | <b>\$8771</b> | <b>\$5474</b> | <b>\$2760</b> | <b>\$0</b>   | <b>\$34,928</b>                 |



MD DOT

## 2019 - 2022 Transportation Improvement Program

Roadways

### MD 63/MD 68 Resurfacing and Sidewalk Improvements

**MPO ID** W2019-10  
**Resp. Agency** MD DOT  
**Project Category** Roadways  
**State** Maryland  
**CIP or CTP ID(s)** 151524FLAP010

**Project Category** TIP  
**Functional Class**  
**County**  
**Est. Total Cost** \$1,254  
**Prior Years Cost** \$0  
**Future Years Cost** \$0

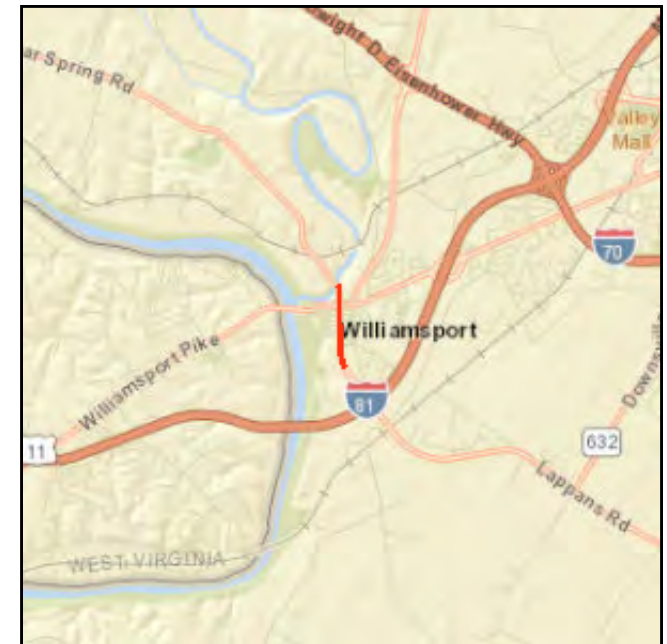
**Description:**

Milling and overlaying and sidewalk improvements

**Limits:**

**LRTP Relationship:**

Bicycle and Pedestrian Element







MD DOT

## 2019 - 2022 Transportation Improvement Program

Roadways

### MD 63/MD 68 Resurfacing and Sidewalk Improvements

(Funding in Thousands)

#### Federal Lands Access Program

| Phase           | Prior Funds | FY 2019 Funds | FY 2020 Funds | FY 2021 Funds | FY 2022 Funds | FY 2023 Funds | FY 2024 Funds | Future Funds | Total Four-Year Funding Request |
|-----------------|-------------|---------------|---------------|---------------|---------------|---------------|---------------|--------------|---------------------------------|
| ENG             | \$0         | \$0           | \$109         | \$30          | \$0           | \$0           | \$0           | \$0          | \$139                           |
| ROW             | \$0         | \$0           | \$30          | \$10          | \$0           | \$0           | \$0           | \$0          | \$40                            |
| CON             | \$0         | \$0           | \$0           | \$547         | \$278         | \$0           | \$0           | \$0          | \$825                           |
| Transit         | \$0         | \$0           | \$0           | \$0           | \$0           | \$0           | \$0           | \$0          | \$0                             |
| MPO             | \$0         | \$0           | \$0           | \$0           | \$0           | \$0           | \$0           | \$0          | \$0                             |
| <b>Subtotal</b> | <b>\$0</b>  | <b>\$0</b>    | <b>\$139</b>  | <b>\$587</b>  | <b>\$278</b>  | <b>\$0</b>    | <b>\$0</b>    | <b>\$0</b>   | <b>\$1,004</b>                  |



## 2019 - 2022 Transportation Improvement Program

### MD 63/MD 68 Resurfacing and Sidewalk Improvements

(Funding in Thousands)

#### Local Match

| Phase           | Prior Funds | FY 2019 Funds | FY 2020 Funds | FY 2021 Funds | FY 2022 Funds | FY 2023 Funds | FY 2024 Funds | Future Funds | Total Four-Year Funding Request |
|-----------------|-------------|---------------|---------------|---------------|---------------|---------------|---------------|--------------|---------------------------------|
| ENG             | \$0         | \$0           | \$22          | \$8           | \$0           | \$0           | \$0           | \$0          | \$30                            |
| ROW             | \$0         | \$0           | \$7           | \$3           | \$0           | \$0           | \$0           | \$0          | \$10                            |
| CON             | \$0         | \$0           | \$0           | \$139         | \$71          | \$0           | \$0           | \$0          | \$210                           |
| Transit         | \$0         | \$0           | \$0           | \$0           | \$0           | \$0           | \$0           | \$0          | \$0                             |
| MPO             | \$0         | \$0           | \$0           | \$0           | \$0           | \$0           | \$0           | \$0          | \$0                             |
| <b>Subtotal</b> | <b>\$0</b>  | <b>\$0</b>    | <b>\$29</b>   | <b>\$150</b>  | <b>\$71</b>   | <b>\$0</b>    | <b>\$0</b>    | <b>\$0</b>   | <b>\$250</b>                    |
| <b>Total</b>    | <b>\$0</b>  | <b>\$0</b>    | <b>\$168</b>  | <b>\$737</b>  | <b>\$349</b>  | <b>\$0</b>    | <b>\$0</b>    | <b>\$0</b>   | <b>\$1,254</b>                  |



WV DOT

## 2019 - 2022 Transportation Improvement Program

Roadways

### Inwood Bypass

**MPO ID** B2011-09  
**Resp. Agency** WV DOT  
**Project Category** Roadways  
**State** West Virginia  
**CIP or CTP ID(s)** STP-0051(035,040)

**Project Category** TIP  
**Functional Class** NA  
**County** Berkeley County  
**Est. Total Cost** \$18,689  
**Prior Years Cost** \$18,689  
**Future Years Cost** \$0

**Description:**  
Construct Roadways and Utilities

**Limits:**  
WV 51

**LRTP Relationship:**  
System Preservation





## 2019 - 2022 Transportation Improvement Program

## Inwood Bypass

(Funding in Thousands)

## National Highway Performance Program

| Phase           | Prior Funds    | FY 2019 Funds | FY 2020 Funds | FY 2021 Funds | FY 2022 Funds | FY 2023 Funds | FY 2024 Funds | Future Funds | Total Four-Year Funding Request |
|-----------------|----------------|---------------|---------------|---------------|---------------|---------------|---------------|--------------|---------------------------------|
| ENG             | \$0            | \$0           | \$0           | \$0           | \$0           | \$0           | \$0           | \$0          | \$0                             |
| ROW             | \$0            | \$0           | \$0           | \$0           | \$0           | \$0           | \$0           | \$0          | \$0                             |
| CON             | \$18689        | \$0           | \$0           | \$0           | \$0           | \$0           | \$0           | \$0          | \$18,689                        |
| Transit         | \$0            | \$0           | \$0           | \$0           | \$0           | \$0           | \$0           | \$0          | \$0                             |
| MPO             | \$0            | \$0           | \$0           | \$0           | \$0           | \$0           | \$0           | \$0          | \$0                             |
| <b>Subtotal</b> | <b>\$18689</b> | <b>\$0</b>    | <b>\$0</b>    | <b>\$0</b>    | <b>\$0</b>    | <b>\$0</b>    | <b>\$0</b>    | <b>\$0</b>   | <b>\$18,689</b>                 |
| <b>Total</b>    | <b>\$18689</b> | <b>\$0</b>    | <b>\$0</b>    | <b>\$0</b>    | <b>\$0</b>    | <b>\$0</b>    | <b>\$0</b>    | <b>\$0</b>   | <b>\$18,689</b>                 |



WV DOT

## 2019 - 2022 Transportation Improvement Program

Roadways

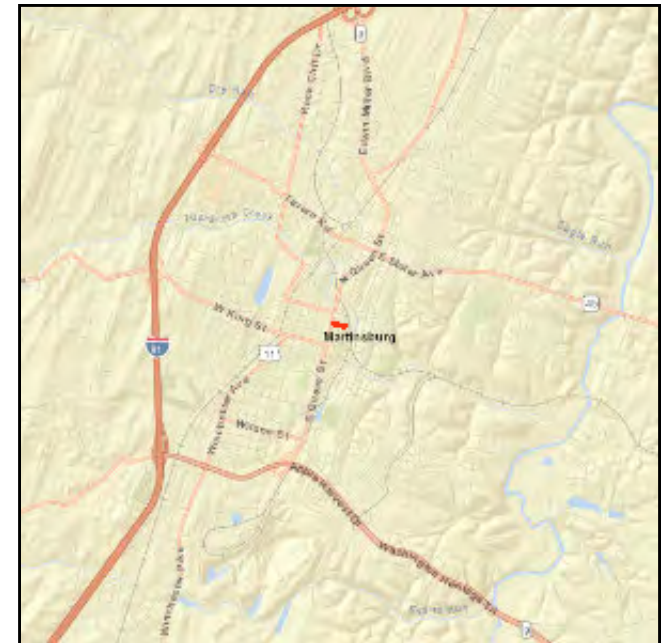
### Martinsburg Train Station Corridor

|  |                      |                          |                 |
|--|----------------------|--------------------------|-----------------|
| <b>MPO ID</b>                              | B2016-01             | <b>Project Category</b>  | TIP             |
| <b>Resp. Agency</b>                        | WV DOT               | <b>Functional Class</b>  | NA              |
| <b>Project Category</b>                    | Roadways             | <b>County</b>            | Berkeley County |
| <b>State</b>                               | West Virginia        | <b>Est. Total Cost</b>   | \$192           |
| <b>CIP or CTP ID(s)</b>                    | TAP-2014(171&172)DTC | <b>Prior Years Cost</b>  | \$0             |
| <b>Description:</b><br>Construct sidewalks |                      | <b>Future Years Cost</b> | \$0             |

**Limits:**

**LRTP Relationship:**

Bicycle and Pedestrian Element





## 2019 - 2022 Transportation Improvement Program

### Martinsburg Train Station Corridor

(Funding in Thousands)

#### Transportation Alternatives Program

| Phase           | Prior Funds | FY 2019 Funds | FY 2020 Funds | FY 2021 Funds | FY 2022 Funds | FY 2023 Funds | FY 2024 Funds | Future Funds | Total Four-Year Funding Request |
|-----------------|-------------|---------------|---------------|---------------|---------------|---------------|---------------|--------------|---------------------------------|
| ENG             | \$0         | \$0           | \$42          | \$0           | \$0           | \$0           | \$0           | \$0          | \$42                            |
| ROW             | \$0         | \$0           | \$0           | \$0           | \$0           | \$0           | \$0           | \$0          | \$0                             |
| CON             | \$0         | \$0           | \$120         | \$0           | \$0           | \$0           | \$0           | \$0          | \$120                           |
| Transit         | \$0         | \$0           | \$0           | \$0           | \$0           | \$0           | \$0           | \$0          | \$0                             |
| MPO             | \$0         | \$0           | \$0           | \$0           | \$0           | \$0           | \$0           | \$0          | \$0                             |
| <b>Subtotal</b> | <b>\$0</b>  | <b>\$0</b>    | <b>\$162</b>  | <b>\$0</b>    | <b>\$0</b>    | <b>\$0</b>    | <b>\$0</b>    | <b>\$0</b>   | <b>\$162</b>                    |

#### State Funding - West Virginia

| Phase           | Prior Funds | FY 2019 Funds | FY 2020 Funds | FY 2021 Funds | FY 2022 Funds | FY 2023 Funds | FY 2024 Funds | Future Funds | Total Four-Year Funding Request |
|-----------------|-------------|---------------|---------------|---------------|---------------|---------------|---------------|--------------|---------------------------------|
| ENG             | \$0         | \$0           | \$0           | \$0           | \$0           | \$0           | \$0           | \$0          | \$0                             |
| ROW             | \$0         | \$0           | \$0           | \$0           | \$0           | \$0           | \$0           | \$0          | \$0                             |
| CON             | \$0         | \$0           | \$30          | \$0           | \$0           | \$0           | \$0           | \$0          | \$30                            |
| Transit         | \$0         | \$0           | \$0           | \$0           | \$0           | \$0           | \$0           | \$0          | \$0                             |
| MPO             | \$0         | \$0           | \$0           | \$0           | \$0           | \$0           | \$0           | \$0          | \$0                             |
| <b>Subtotal</b> | <b>\$0</b>  | <b>\$0</b>    | <b>\$30</b>   | <b>\$0</b>    | <b>\$0</b>    | <b>\$0</b>    | <b>\$0</b>    | <b>\$0</b>   | <b>\$30</b>                     |
| <b>Total</b>    | <b>\$0</b>  | <b>\$0</b>    | <b>\$192</b>  | <b>\$0</b>    | <b>\$0</b>    | <b>\$0</b>    | <b>\$0</b>    | <b>\$0</b>   | <b>\$192</b>                    |



WV DOT

## 2019 - 2022 Transportation Improvement Program

Roadways

### Rock Cliff I/S Improvements

**MPO ID** B2017-02  
**Resp. Agency** WV DOT  
**Project Category** Roadways  
**State** West Virginia  
**CIP or CTP ID(s)** CMAQ-0010(273)D

**Project Category** TIP  
**Functional Class** NA  
**County** Berkeley County  
**Est. Total Cost** \$1,473  
**Prior Years Cost** \$0  
**Future Years Cost** \$0

**Description:**  
Construct Roundabout

**Limits:**  
Intersection of Rock Cliff Drive and Tavern Road

**LRTP Relationship:**  
Congestion Management



**2019 - 2022 Transportation Improvement Program****Rock Cliff I/S Improvements**

(Funding in Thousands)

**Congestion Management and Air Quality**

| Phase           | Prior<br>Funds | FY 2019<br>Funds | FY 2020<br>Funds | FY 2021<br>Funds | FY 2022<br>Funds | FY 2023<br>Funds | FY 2024<br>Funds | Future<br>Funds | Total Four-Year<br>Funding<br>Request |
|-----------------|----------------|------------------|------------------|------------------|------------------|------------------|------------------|-----------------|---------------------------------------|
| ENG             | \$0            | \$0              | \$0              | \$0              | \$0              | \$0              | \$0              | \$0             | \$0                                   |
| ROW             | \$0            | \$0              | \$312            | \$0              | \$0              | \$0              | \$0              | \$0             | \$312                                 |
| CON             | \$0            | \$0              | \$0              | \$867            | \$0              | \$0              | \$0              | \$0             | \$867                                 |
| Transit         | \$0            | \$0              | \$0              | \$0              | \$0              | \$0              | \$0              | \$0             | \$0                                   |
| MPO             | \$0            | \$0              | \$0              | \$0              | \$0              | \$0              | \$0              | \$0             | \$0                                   |
| <b>Subtotal</b> | <b>\$0</b>     | <b>\$0</b>       | <b>\$312</b>     | <b>\$867</b>     | <b>\$0</b>       | <b>\$0</b>       | <b>\$0</b>       | <b>\$0</b>      | <b>\$1,179</b>                        |





## 2019 - 2022 Transportation Improvement Program

### Rock Cliff I/S Improvements

(Funding in Thousands)

#### State Funding - West Virginia

| Phase           | Prior Funds | FY 2019 Funds | FY 2020 Funds | FY 2021 Funds | FY 2022 Funds | FY 2023 Funds | FY 2024 Funds | Future Funds | Total Four-Year Funding Request |
|-----------------|-------------|---------------|---------------|---------------|---------------|---------------|---------------|--------------|---------------------------------|
| ENG             | \$0         | \$0           | \$0           | \$0           | \$0           | \$0           | \$0           | \$0          | \$0                             |
| ROW             | \$0         | \$0           | \$78          | \$0           | \$0           | \$0           | \$0           | \$0          | \$78                            |
| CON             | \$0         | \$0           | \$0           | \$216         | \$0           | \$0           | \$0           | \$0          | \$216                           |
| Transit         | \$0         | \$0           | \$0           | \$0           | \$0           | \$0           | \$0           | \$0          | \$0                             |
| MPO             | \$0         | \$0           | \$0           | \$0           | \$0           | \$0           | \$0           | \$0          | \$0                             |
| <b>Subtotal</b> | <b>\$0</b>  | <b>\$0</b>    | <b>\$78</b>   | <b>\$216</b>  | <b>\$0</b>    | <b>\$0</b>    | <b>\$0</b>    | <b>\$0</b>   | <b>\$294</b>                    |
| <b>Total</b>    | <b>\$0</b>  | <b>\$0</b>    | <b>\$390</b>  | <b>\$1083</b> | <b>\$0</b>    | <b>\$0</b>    | <b>\$0</b>    | <b>\$0</b>   | <b>\$1,473</b>                  |



WV DOT

## 2019 - 2022 Transportation Improvement Program

Roadways

### Middleway Bridge

**MPO ID** B2017-03  
**Resp. Agency** WV DOT  
**Project Category** Roadways  
**State** West Virginia  
**CIP or CTP ID(s)** STP-0051(043)D

**Project Category** TIP  
**Functional Class** NA  
**County** Berkeley County  
**Est. Total Cost** \$450  
**Prior Years Cost** \$0  
**Future Years Cost** \$0

**Description:**  
Replace Bridge

**Limits:**

Located on WV 51, over the Opequon Creek, at the Berkeley/Jefferson County border

**LRTP Relationship:**

System Preservation





## 2019 - 2022 Transportation Improvement Program

## Middleway Bridge

(Funding in Thousands)

## State Funding - West Virginia

| Phase    | Prior Funds | FY 2019 Funds | FY 2020 Funds | FY 2021 Funds | FY 2022 Funds | FY 2023 Funds | FY 2024 Funds | Future Funds | Total Four-Year Funding Request |
|----------|-------------|---------------|---------------|---------------|---------------|---------------|---------------|--------------|---------------------------------|
| ENG      | \$0         | \$0           | \$0           | \$90          | \$0           | \$0           | \$0           | \$0          | \$90                            |
| ROW      | \$0         | \$0           | \$0           | \$0           | \$0           | \$0           | \$0           | \$0          | \$0                             |
| CON      | \$0         | \$0           | \$0           | \$0           | \$0           | \$0           | \$0           | \$0          | \$0                             |
| Transit  | \$0         | \$0           | \$0           | \$0           | \$0           | \$0           | \$0           | \$0          | \$0                             |
| MPO      | \$0         | \$0           | \$0           | \$0           | \$0           | \$0           | \$0           | \$0          | \$0                             |
| Subtotal | \$0         | \$0           | \$0           | \$90          | \$0           | \$0           | \$0           | \$0          | \$90                            |

## Surface Transportation Program

| Phase    | Prior Funds | FY 2019 Funds | FY 2020 Funds | FY 2021 Funds | FY 2022 Funds | FY 2023 Funds | FY 2024 Funds | Future Funds | Total Four-Year Funding Request |
|----------|-------------|---------------|---------------|---------------|---------------|---------------|---------------|--------------|---------------------------------|
| ENG      | \$0         | \$0           | \$0           | \$360         | \$0           | \$0           | \$0           | \$0          | \$360                           |
| ROW      | \$0         | \$0           | \$0           | \$0           | \$0           | \$0           | \$0           | \$0          | \$0                             |
| CON      | \$0         | \$0           | \$0           | \$0           | \$0           | \$0           | \$0           | \$0          | \$0                             |
| Transit  | \$0         | \$0           | \$0           | \$0           | \$0           | \$0           | \$0           | \$0          | \$0                             |
| MPO      | \$0         | \$0           | \$0           | \$0           | \$0           | \$0           | \$0           | \$0          | \$0                             |
| Subtotal | \$0         | \$0           | \$0           | \$360         | \$0           | \$0           | \$0           | \$0          | \$360                           |
| Total    | \$0         | \$0           | \$0           | \$450         | \$0           | \$0           | \$0           | \$0          | \$450                           |

**Inwood Bypass (Ph 2) (GO Bond 2)**

**MPO ID** B2018-02  
**Resp. Agency** WV DOT  
**Project Category** Roadways  
**State** West Virginia  
**CIP or CTP ID(s)** STP-0051(048)D

**Project Category** TIP  
**Functional Class**  
**County** Berkeley County  
**Est. Total Cost** \$31,069  
**Prior Years Cost** \$0  
**Future Years Cost** \$0

**Description:**

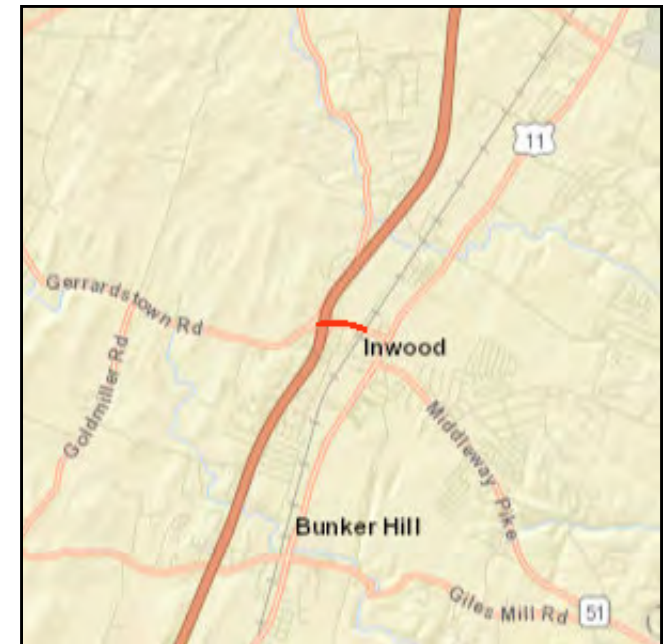
Construct 4-lane bypass

**Limits:**

WV 51, from Interstate 81 east to Winchester-Western Railroad Crossing

**LRTP Relationship:**

Fiscally Constrained Project





## 2019 - 2022 Transportation Improvement Program

## Inwood Bypass (Ph 2) (GO Bond 2)

(Funding in Thousands)

## Railroad Crossings

| Phase           | Prior Funds | FY 2019 Funds | FY 2020 Funds | FY 2021 Funds | FY 2022 Funds | FY 2023 Funds | FY 2024 Funds | Future Funds | Total Four-Year Funding Request |
|-----------------|-------------|---------------|---------------|---------------|---------------|---------------|---------------|--------------|---------------------------------|
| ENG             | \$0         | \$0           | \$0           | \$0           | \$0           | \$0           | \$0           | \$0          | \$0                             |
| ROW             | \$0         | \$0           | \$0           | \$0           | \$0           | \$0           | \$0           | \$0          | \$0                             |
| CON             | \$0         | \$0           | \$1577        | \$0           | \$0           | \$0           | \$0           | \$0          | \$1,577                         |
| Transit         | \$0         | \$0           | \$0           | \$0           | \$0           | \$0           | \$0           | \$0          | \$0                             |
| MPO             | \$0         | \$0           | \$0           | \$0           | \$0           | \$0           | \$0           | \$0          | \$0                             |
| <b>Subtotal</b> | <b>\$0</b>  | <b>\$0</b>    | <b>\$1577</b> | <b>\$0</b>    | <b>\$0</b>    | <b>\$0</b>    | <b>\$0</b>    | <b>\$0</b>   | <b>\$1,577</b>                  |



## 2019 - 2022 Transportation Improvement Program

### Inwood Bypass (Ph 2) (GO Bond 2)

(Funding in Thousands)

#### State Funding - West Virginia

| Phase           | Prior Funds | FY 2019 Funds | FY 2020 Funds  | FY 2021 Funds | FY 2022 Funds | FY 2023 Funds | FY 2024 Funds | Future Funds | Total Four-Year Funding Request |
|-----------------|-------------|---------------|----------------|---------------|---------------|---------------|---------------|--------------|---------------------------------|
| ENG             | \$0         | \$0           | \$0            | \$0           | \$0           | \$0           | \$0           | \$0          | \$0                             |
| ROW             | \$0         | \$0           | \$0            | \$0           | \$0           | \$0           | \$0           | \$0          | \$0                             |
| CON             | \$0         | \$0           | \$29492        | \$0           | \$0           | \$0           | \$0           | \$0          | \$29,492                        |
| Transit         | \$0         | \$0           | \$0            | \$0           | \$0           | \$0           | \$0           | \$0          | \$0                             |
| MPO             | \$0         | \$0           | \$0            | \$0           | \$0           | \$0           | \$0           | \$0          | \$0                             |
| <b>Subtotal</b> | <b>\$0</b>  | <b>\$0</b>    | <b>\$29492</b> | <b>\$0</b>    | <b>\$0</b>    | <b>\$0</b>    | <b>\$0</b>    | <b>\$0</b>   | <b>\$29,492</b>                 |
| <b>Total</b>    | <b>\$0</b>  | <b>\$0</b>    | <b>\$31069</b> | <b>\$0</b>    | <b>\$0</b>    | <b>\$0</b>    | <b>\$0</b>    | <b>\$0</b>   | <b>\$31,069</b>                 |

**Maintenance & System Preservation - Bridge Program**

|                         |               |                          |                 |
|-------------------------|---------------|--------------------------|-----------------|
| <b>MPO ID</b>           | B2019-01      | <b>Project Category</b>  | TIP             |
| <b>Resp. Agency</b>     | WV DOT        | <b>Functional Class</b>  | NA              |
| <b>Project Category</b> | Roadways      | <b>County</b>            | Berkeley County |
| <b>State</b>            | West Virginia | <b>Est. Total Cost</b>   | \$0             |
| <b>CIP or CTP ID(s)</b> | n/a           | <b>Prior Years Cost</b>  | \$0             |
|                         |               | <b>Future Years Cost</b> | \$0             |

**Description:**

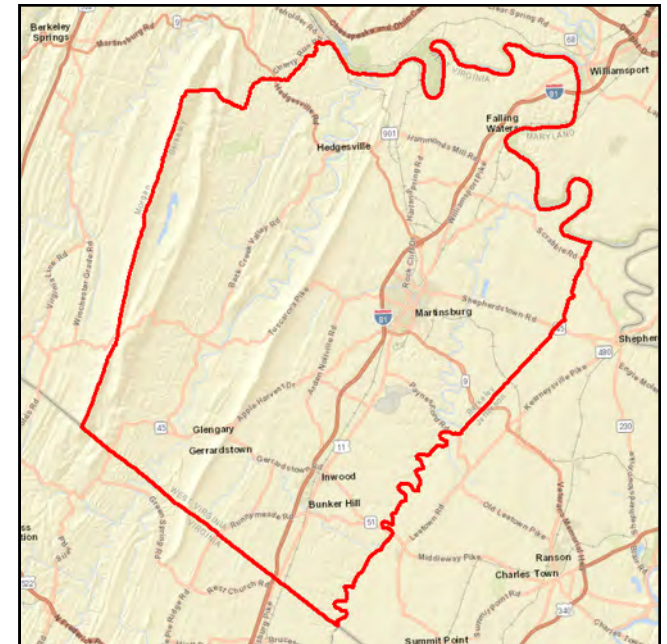
Bridge maintenance, rehabilitation, and replacement; inspections - such as bridge overlays/sealing, clean and paint, deck expansion joints

**Limits:**

Areawide

**LRTP Relationship:**

System Preservation





## 2019 - 2022 Transportation Improvement Program

## Maintenance &amp; System Preservation - Bridge Program

(Funding in Thousands)

## National Highway Performance Program

| Phase           | Prior Funds | FY 2019 Funds | FY 2020 Funds | FY 2021 Funds | FY 2022 Funds | FY 2023 Funds | FY 2024 Funds | Future Funds | Total Four-Year Funding Request |
|-----------------|-------------|---------------|---------------|---------------|---------------|---------------|---------------|--------------|---------------------------------|
| ENG             | \$0         | \$0           | \$0           | \$0           | \$0           | \$0           | \$0           | \$0          | \$0                             |
| ROW             | \$0         | \$0           | \$0           | \$0           | \$0           | \$0           | \$0           | \$0          | \$0                             |
| CON             | \$0         | \$0           | \$0           | \$0           | \$0           | \$0           | \$0           | \$0          | \$0                             |
| Transit         | \$0         | \$0           | \$0           | \$0           | \$0           | \$0           | \$0           | \$0          | \$0                             |
| MPO             | \$0         | \$0           | \$0           | \$0           | \$0           | \$0           | \$0           | \$0          | \$0                             |
| <b>Subtotal</b> | <b>\$0</b>  | <b>\$0</b>    | <b>\$0</b>    | <b>\$0</b>    | <b>\$0</b>    | <b>\$0</b>    | <b>\$0</b>    | <b>\$0</b>   | <b>\$0</b>                      |
| <b>Total</b>    | <b>\$0</b>  | <b>\$0</b>    | <b>\$0</b>    | <b>\$0</b>    | <b>\$0</b>    | <b>\$0</b>    | <b>\$0</b>    | <b>\$0</b>   | <b>\$0</b>                      |



**Maintenance & System Preservation - Pavement**

**MPO ID** B2019-02  
**Resp. Agency** WV DOT  
**Project Category** Roadways  
**State** West Virginia  
**CIP or CTP ID(s)** n/a

**Project Category** TIP  
**Functional Class** NA  
**County** Berkeley County  
**Est. Total Cost** \$0  
**Prior Years Cost** \$0  
**Future Years Cost** \$0

**Description:**

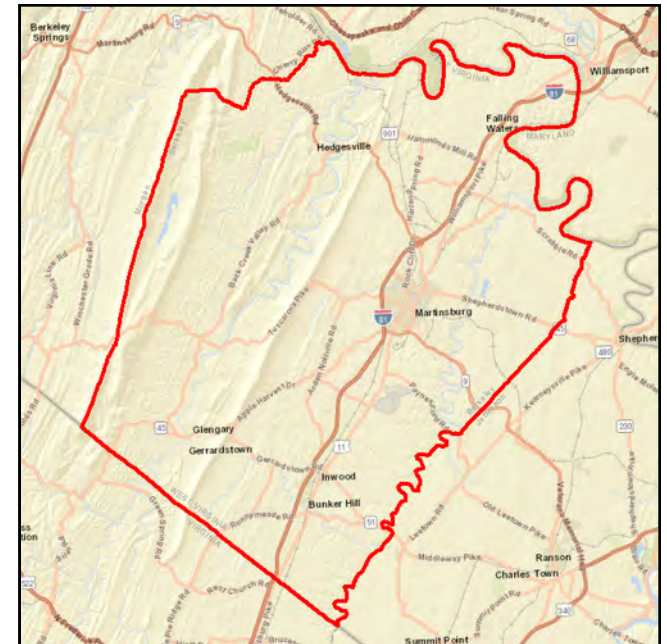
Pavement maintenance, rehabilitation and reconstruction, resurfacing

**Limits:**

Areawide

**LRTP Relationship:**

System Preservation





## 2019 - 2022 Transportation Improvement Program

## Maintenance &amp; System Preservation - Pavement

(Funding in Thousands)

## National Highway Performance Program

| Phase           | Prior Funds | FY 2019 Funds | FY 2020 Funds | FY 2021 Funds | FY 2022 Funds | FY 2023 Funds | FY 2024 Funds | Future Funds | Total Four-Year Funding Request |
|-----------------|-------------|---------------|---------------|---------------|---------------|---------------|---------------|--------------|---------------------------------|
| ENG             | \$0         | \$0           | \$0           | \$0           | \$0           | \$0           | \$0           | \$0          | \$0                             |
| ROW             | \$0         | \$0           | \$0           | \$0           | \$0           | \$0           | \$0           | \$0          | \$0                             |
| CON             | \$0         | \$0           | \$0           | \$0           | \$0           | \$0           | \$0           | \$0          | \$0                             |
| Transit         | \$0         | \$0           | \$0           | \$0           | \$0           | \$0           | \$0           | \$0          | \$0                             |
| MPO             | \$0         | \$0           | \$0           | \$0           | \$0           | \$0           | \$0           | \$0          | \$0                             |
| <b>Subtotal</b> | <b>\$0</b>  | <b>\$0</b>    | <b>\$0</b>    | <b>\$0</b>    | <b>\$0</b>    | <b>\$0</b>    | <b>\$0</b>    | <b>\$0</b>   | <b>\$0</b>                      |
| <b>Total</b>    | <b>\$0</b>  | <b>\$0</b>    | <b>\$0</b>    | <b>\$0</b>    | <b>\$0</b>    | <b>\$0</b>    | <b>\$0</b>    | <b>\$0</b>   | <b>\$0</b>                      |



WV DOT

## 2019 - 2022 Transportation Improvement Program

Roadways

### Exit 16 Ramp Repair (I-81)

**MPO ID** B2019-02.07  
**Resp. Agency** WV DOT  
**Project Category** Roadways  
**State** West Virginia  
**CIP or CTP ID(s)** NHPP-081(1135)D

**Project Category** TIP  
**Functional Class**  
**County** Berkeley County  
**Est. Total Cost** \$2,900  
**Prior Years Cost** \$0  
**Future Years Cost** \$0

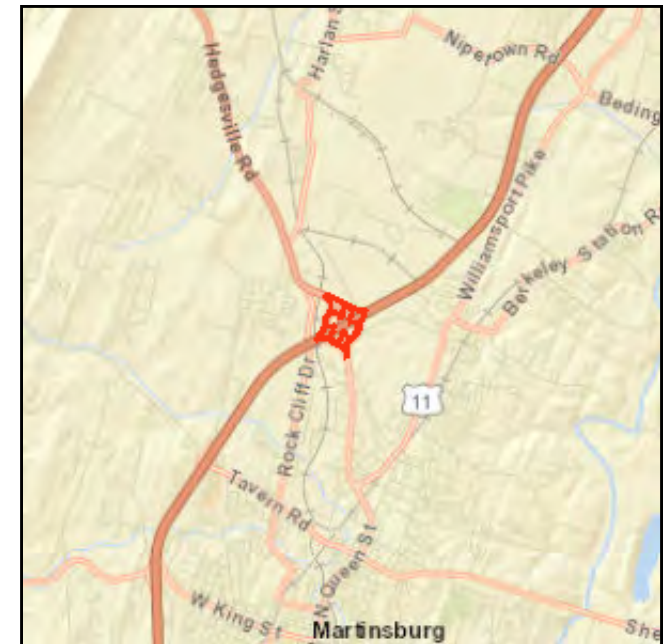
**Description:**  
Resurfacing

**Limits:**

Beginning MP 15.7; Length 0.5 miles

**LRTP Relationship:**

System Preservation





## 2019 - 2022 Transportation Improvement Program

## Exit 16 Ramp Repair (I-81)

(Funding in Thousands)

## National Highway Performance Program

| Phase           | Prior Funds | FY 2019 Funds | FY 2020 Funds | FY 2021 Funds | FY 2022 Funds | FY 2023 Funds | FY 2024 Funds | Future Funds | Total Four-Year Funding Request |
|-----------------|-------------|---------------|---------------|---------------|---------------|---------------|---------------|--------------|---------------------------------|
| ENG             | \$0         | \$0           | \$0           | \$0           | \$0           | \$0           | \$0           | \$0          | \$0                             |
| ROW             | \$0         | \$0           | \$0           | \$0           | \$0           | \$0           | \$0           | \$0          | \$0                             |
| CON             | \$0         | \$0           | \$2610        | \$0           | \$0           | \$0           | \$0           | \$0          | \$2,610                         |
| Transit         | \$0         | \$0           | \$0           | \$0           | \$0           | \$0           | \$0           | \$0          | \$0                             |
| MPO             | \$0         | \$0           | \$0           | \$0           | \$0           | \$0           | \$0           | \$0          | \$0                             |
| <b>Subtotal</b> | <b>\$0</b>  | <b>\$0</b>    | <b>\$2610</b> | <b>\$0</b>    | <b>\$0</b>    | <b>\$0</b>    | <b>\$0</b>    | <b>\$0</b>   | <b>\$2,610</b>                  |



## 2019 - 2022 Transportation Improvement Program

### Exit 16 Ramp Repair (I-81)

(Funding in Thousands)

#### State Funding - West Virginia

| Phase           | Prior Funds | FY 2019 Funds | FY 2020 Funds | FY 2021 Funds | FY 2022 Funds | FY 2023 Funds | FY 2024 Funds | Future Funds | Total Four-Year Funding Request |
|-----------------|-------------|---------------|---------------|---------------|---------------|---------------|---------------|--------------|---------------------------------|
| ENG             | \$0         | \$0           | \$0           | \$0           | \$0           | \$0           | \$0           | \$0          | \$0                             |
| ROW             | \$0         | \$0           | \$0           | \$0           | \$0           | \$0           | \$0           | \$0          | \$0                             |
| CON             | \$0         | \$0           | \$290         | \$0           | \$0           | \$0           | \$0           | \$0          | \$290                           |
| Transit         | \$0         | \$0           | \$0           | \$0           | \$0           | \$0           | \$0           | \$0          | \$0                             |
| MPO             | \$0         | \$0           | \$0           | \$0           | \$0           | \$0           | \$0           | \$0          | \$0                             |
| <b>Subtotal</b> | <b>\$0</b>  | <b>\$0</b>    | <b>\$290</b>  | <b>\$0</b>    | <b>\$0</b>    | <b>\$0</b>    | <b>\$0</b>    | <b>\$0</b>   | <b>\$290</b>                    |
| <b>Total</b>    | <b>\$0</b>  | <b>\$0</b>    | <b>\$2900</b> | <b>\$0</b>    | <b>\$0</b>    | <b>\$0</b>    | <b>\$0</b>    | <b>\$0</b>   | <b>\$2,900</b>                  |



WV DOT

## 2019 - 2022 Transportation Improvement Program

Roadways

### N Mountain - Spring Mills

**MPO ID** B2019-02.08

**Resp. Agency** WV DOT

**Project Category** Roadways

**State** West Virginia

**CIP or CTP ID(s)** STBG-0901(004)D

**Description:**  
Resurfacing

**Project Category** TIP

**Functional Class**

**County** Berkeley County

**Est. Total Cost** \$325

**Prior Years Cost** \$0

**Future Years Cost** \$0

**Limits:**

Beginning MP 1.48; Length 1 mile

**LRTP Relationship:**

System Preservation



**2019 - 2022 Transportation Improvement Program****N Mountain - Spring Mills**

(Funding in Thousands)

**State Funding - West Virginia**

| Phase           | Prior Funds | FY 2019 Funds | FY 2020 Funds | FY 2021 Funds | FY 2022 Funds | FY 2023 Funds | FY 2024 Funds | Future Funds | Total Four-Year Funding Request |
|-----------------|-------------|---------------|---------------|---------------|---------------|---------------|---------------|--------------|---------------------------------|
| ENG             | \$0         | \$0           | \$0           | \$0           | \$0           | \$0           | \$0           | \$0          | \$0                             |
| ROW             | \$0         | \$0           | \$0           | \$0           | \$0           | \$0           | \$0           | \$0          | \$0                             |
| CON             | \$0         | \$65          | \$0           | \$0           | \$0           | \$0           | \$0           | \$0          | \$65                            |
| Transit         | \$0         | \$0           | \$0           | \$0           | \$0           | \$0           | \$0           | \$0          | \$0                             |
| MPO             | \$0         | \$0           | \$0           | \$0           | \$0           | \$0           | \$0           | \$0          | \$0                             |
| <b>Subtotal</b> | <b>\$0</b>  | <b>\$65</b>   | <b>\$0</b>    | <b>\$0</b>    | <b>\$0</b>    | <b>\$0</b>    | <b>\$0</b>    | <b>\$0</b>   | <b>\$65</b>                     |

**2019 - 2022 Transportation Improvement Program****N Mountain - Spring Mills**

(Funding in Thousands)

**Surface Transportation Program**

| Phase           | Prior Funds | FY 2019 Funds | FY 2020 Funds | FY 2021 Funds | FY 2022 Funds | FY 2023 Funds | FY 2024 Funds | Future Funds | Total Four-Year Funding Request |
|-----------------|-------------|---------------|---------------|---------------|---------------|---------------|---------------|--------------|---------------------------------|
| ENG             | \$0         | \$0           | \$0           | \$0           | \$0           | \$0           | \$0           | \$0          | \$0                             |
| ROW             | \$0         | \$0           | \$0           | \$0           | \$0           | \$0           | \$0           | \$0          | \$0                             |
| CON             | \$0         | \$260         | \$0           | \$0           | \$0           | \$0           | \$0           | \$0          | \$260                           |
| Transit         | \$0         | \$0           | \$0           | \$0           | \$0           | \$0           | \$0           | \$0          | \$0                             |
| MPO             | \$0         | \$0           | \$0           | \$0           | \$0           | \$0           | \$0           | \$0          | \$0                             |
| <b>Subtotal</b> | <b>\$0</b>  | <b>\$260</b>  | <b>\$0</b>    | <b>\$0</b>    | <b>\$0</b>    | <b>\$0</b>    | <b>\$0</b>    | <b>\$0</b>   | <b>\$260</b>                    |
| <b>Total</b>    | <b>\$0</b>  | <b>\$325</b>  | <b>\$0</b>    | <b>\$0</b>    | <b>\$0</b>    | <b>\$0</b>    | <b>\$0</b>    | <b>\$0</b>   | <b>\$325</b>                    |





WV DOT

## 2019 - 2022 Transportation Improvement Program

Roadways

### Gerrardstown - Inwood

**MPO ID** B2019-02.09  
**Resp. Agency** WV DOT  
**Project Category** Roadways  
**State** West Virginia  
**CIP or CTP ID(s)** STP-0051(051)D

**Project Category** TIP  
**Functional Class**  
**County**  
**Est. Total Cost** \$780  
**Prior Years Cost** \$0  
**Future Years Cost** \$0

**Description:**  
Resurfacing project.

**Limits:**  
I-81 to Gerrardstown

**L RTP Relationship:**  
System Preservation



**2019 - 2022 Transportation Improvement Program****Gerrardstown - Inwood**

(Funding in Thousands)

**State Funding - West Virginia**

| Phase           | Prior Funds | FY 2019 Funds | FY 2020 Funds | FY 2021 Funds | FY 2022 Funds | FY 2023 Funds | FY 2024 Funds | Future Funds | Total Four-Year Funding Request |
|-----------------|-------------|---------------|---------------|---------------|---------------|---------------|---------------|--------------|---------------------------------|
| ENG             | \$0         | \$0           | \$0           | \$0           | \$0           | \$0           | \$0           | \$0          | \$0                             |
| ROW             | \$0         | \$0           | \$0           | \$0           | \$0           | \$0           | \$0           | \$0          | \$0                             |
| CON             | \$0         | \$0           | \$156         | \$0           | \$0           | \$0           | \$0           | \$0          | \$156                           |
| Transit         | \$0         | \$0           | \$0           | \$0           | \$0           | \$0           | \$0           | \$0          | \$0                             |
| MPO             | \$0         | \$0           | \$0           | \$0           | \$0           | \$0           | \$0           | \$0          | \$0                             |
| <b>Subtotal</b> | <b>\$0</b>  | <b>\$0</b>    | <b>\$156</b>  | <b>\$0</b>    | <b>\$0</b>    | <b>\$0</b>    | <b>\$0</b>    | <b>\$0</b>   | <b>\$156</b>                    |

**2019 - 2022 Transportation Improvement Program****Gerrardstown - Inwood**

(Funding in Thousands)

**Surface Transportation Program**

| Phase           | Prior Funds | FY 2019 Funds | FY 2020 Funds | FY 2021 Funds | FY 2022 Funds | FY 2023 Funds | FY 2024 Funds | Future Funds | Total Four-Year Funding Request |
|-----------------|-------------|---------------|---------------|---------------|---------------|---------------|---------------|--------------|---------------------------------|
| ENG             | \$0         | \$0           | \$0           | \$0           | \$0           | \$0           | \$0           | \$0          | \$0                             |
| ROW             | \$0         | \$0           | \$0           | \$0           | \$0           | \$0           | \$0           | \$0          | \$0                             |
| CON             | \$0         | \$0           | \$624         | \$0           | \$0           | \$0           | \$0           | \$0          | \$624                           |
| Transit         | \$0         | \$0           | \$0           | \$0           | \$0           | \$0           | \$0           | \$0          | \$0                             |
| MPO             | \$0         | \$0           | \$0           | \$0           | \$0           | \$0           | \$0           | \$0          | \$0                             |
| <b>Subtotal</b> | <b>\$0</b>  | <b>\$0</b>    | <b>\$624</b>  | <b>\$0</b>    | <b>\$0</b>    | <b>\$0</b>    | <b>\$0</b>    | <b>\$0</b>   | <b>\$624</b>                    |
| <b>Total</b>    | <b>\$0</b>  | <b>\$0</b>    | <b>\$780</b>  | <b>\$0</b>    | <b>\$0</b>    | <b>\$0</b>    | <b>\$0</b>    | <b>\$0</b>   | <b>\$780</b>                    |

**VA Line - Bunker Hil**

**MPO ID** B2019-02.10  
**Resp. Agency** WV DOT  
**Project Category** Roadways  
**State** West Virginia  
**CIP or CTP ID(s)** STP-011168D

**Project Category** TIP  
**Functional Class**  
**County**  
**Est. Total Cost** \$850  
**Prior Years Cost** \$0  
**Future Years Cost** \$0

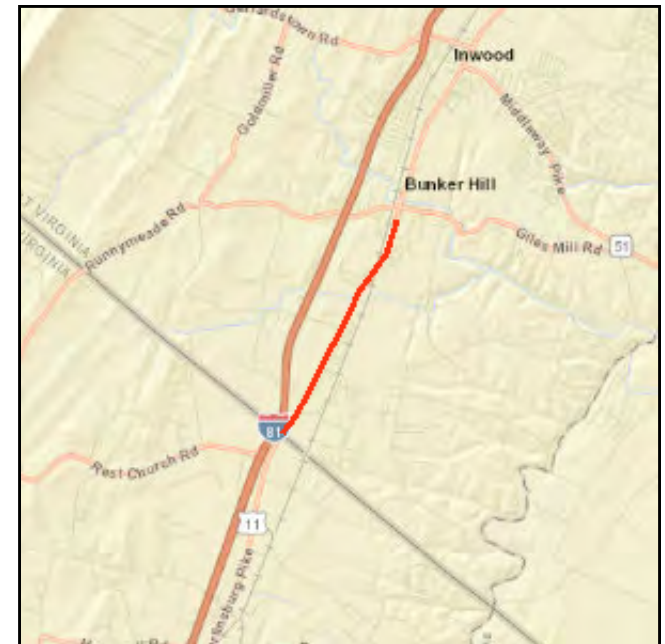
**Description:**  
Resurfacing project.

**Limits:**

State line to Runnymede Rd

**L RTP Relationship:**

System Preservation



**2019 - 2022 Transportation Improvement Program****VA Line - Bunker Hil**

(Funding in Thousands)

**State Funding - West Virginia**

| Phase           | Prior Funds | FY 2019 Funds | FY 2020 Funds | FY 2021 Funds | FY 2022 Funds | FY 2023 Funds | FY 2024 Funds | Future Funds | Total Four-Year Funding Request |
|-----------------|-------------|---------------|---------------|---------------|---------------|---------------|---------------|--------------|---------------------------------|
| ENG             | \$0         | \$0           | \$0           | \$0           | \$0           | \$0           | \$0           | \$0          | \$0                             |
| ROW             | \$0         | \$0           | \$0           | \$0           | \$0           | \$0           | \$0           | \$0          | \$0                             |
| CON             | \$0         | \$0           | \$170         | \$0           | \$0           | \$0           | \$0           | \$0          | \$170                           |
| Transit         | \$0         | \$0           | \$0           | \$0           | \$0           | \$0           | \$0           | \$0          | \$0                             |
| MPO             | \$0         | \$0           | \$0           | \$0           | \$0           | \$0           | \$0           | \$0          | \$0                             |
| <b>Subtotal</b> | <b>\$0</b>  | <b>\$0</b>    | <b>\$170</b>  | <b>\$0</b>    | <b>\$0</b>    | <b>\$0</b>    | <b>\$0</b>    | <b>\$0</b>   | <b>\$170</b>                    |

**2019 - 2022 Transportation Improvement Program****VA Line - Bunker Hil**

(Funding in Thousands)

**Surface Transportation Program**

| Phase           | Prior Funds | FY 2019 Funds | FY 2020 Funds | FY 2021 Funds | FY 2022 Funds | FY 2023 Funds | FY 2024 Funds | Future Funds | Total Four-Year Funding Request |
|-----------------|-------------|---------------|---------------|---------------|---------------|---------------|---------------|--------------|---------------------------------|
| ENG             | \$0         | \$0           | \$0           | \$0           | \$0           | \$0           | \$0           | \$0          | \$0                             |
| ROW             | \$0         | \$0           | \$0           | \$0           | \$0           | \$0           | \$0           | \$0          | \$0                             |
| CON             | \$0         | \$0           | \$680         | \$0           | \$0           | \$0           | \$0           | \$0          | \$680                           |
| Transit         | \$0         | \$0           | \$0           | \$0           | \$0           | \$0           | \$0           | \$0          | \$0                             |
| MPO             | \$0         | \$0           | \$0           | \$0           | \$0           | \$0           | \$0           | \$0          | \$0                             |
| <b>Subtotal</b> | <b>\$0</b>  | <b>\$0</b>    | <b>\$680</b>  | <b>\$0</b>    | <b>\$0</b>    | <b>\$0</b>    | <b>\$0</b>    | <b>\$0</b>   | <b>\$680</b>                    |
| <b>Total</b>    | <b>\$0</b>  | <b>\$0</b>    | <b>\$850</b>  | <b>\$0</b>    | <b>\$0</b>    | <b>\$0</b>    | <b>\$0</b>    | <b>\$0</b>   | <b>\$850</b>                    |



WV DOT

## 2019 - 2022 Transportation Improvement Program

Roadways

### Maintenance & System Preservation - Other

|                         |               |                          |                 |
|-------------------------|---------------|--------------------------|-----------------|
| <b>MPO ID</b>           | B2019-03      | <b>Project Category</b>  | TIP             |
| <b>Resp. Agency</b>     | WV DOT        | <b>Functional Class</b>  | NA              |
| <b>Project Category</b> | Roadways      | <b>County</b>            | Berkeley County |
| <b>State</b>            | West Virginia | <b>Est. Total Cost</b>   | \$0             |
| <b>CIP or CTP ID(s)</b> | n/a           | <b>Prior Years Cost</b>  | \$0             |
|                         |               | <b>Future Years Cost</b> | \$0             |

**Description:**

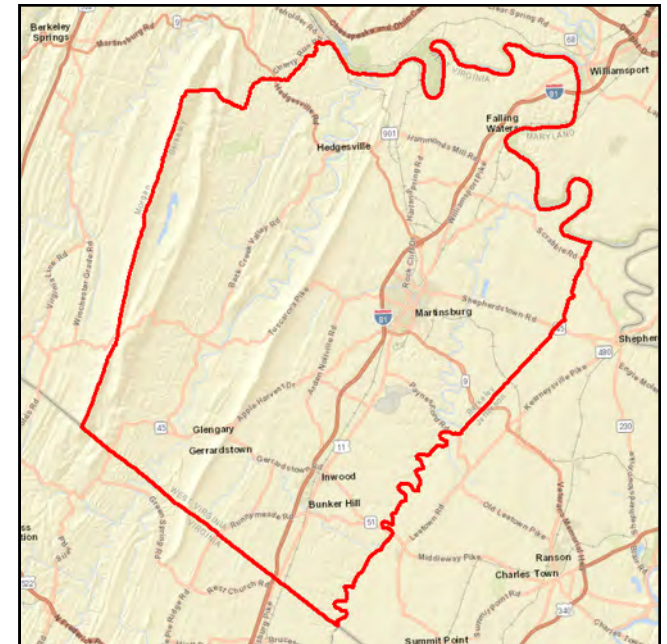
Other maintenance, rehabilitation, and replacement (non-pavement) items such as lighting, guardrail, retaining walls, slides, signal and sign renovation and/or replacements

**Limits:**

Areawide

**LRTP Relationship:**

System Preservation





## 2019 - 2022 Transportation Improvement Program

## Maintenance &amp; System Preservation - Other

(Funding in Thousands)

## Highway Safety Improvement Program

| Phase           | Prior Funds | FY 2019 Funds | FY 2020 Funds | FY 2021 Funds | FY 2022 Funds | FY 2023 Funds | FY 2024 Funds | Future Funds | Total Four-Year Funding Request |
|-----------------|-------------|---------------|---------------|---------------|---------------|---------------|---------------|--------------|---------------------------------|
| ENG             | \$0         | \$0           | \$0           | \$0           | \$0           | \$0           | \$0           | \$0          | \$0                             |
| ROW             | \$0         | \$0           | \$0           | \$0           | \$0           | \$0           | \$0           | \$0          | \$0                             |
| CON             | \$0         | \$0           | \$0           | \$0           | \$0           | \$0           | \$0           | \$0          | \$0                             |
| Transit         | \$0         | \$0           | \$0           | \$0           | \$0           | \$0           | \$0           | \$0          | \$0                             |
| MPO             | \$0         | \$0           | \$0           | \$0           | \$0           | \$0           | \$0           | \$0          | \$0                             |
| <b>Subtotal</b> | <b>\$0</b>  | <b>\$0</b>    | <b>\$0</b>    | <b>\$0</b>    | <b>\$0</b>    | <b>\$0</b>    | <b>\$0</b>    | <b>\$0</b>   | <b>\$0</b>                      |
| <b>Total</b>    | <b>\$0</b>  | <b>\$0</b>    | <b>\$0</b>    | <b>\$0</b>    | <b>\$0</b>    | <b>\$0</b>    | <b>\$0</b>    | <b>\$0</b>   | <b>\$0</b>                      |





## Mall Road Railroad Crossing

**MPO ID** B2019-03.01

**Resp. Agency** WV DOT

**Project Category** Roadways

**State** West Virginia

**CIP or CTP ID(s)** RHCH-1114(006)D

**Description:**

Replace concrete surface

**Project Category** TIP

**Functional Class**

**County** Berkeley County

**Est. Total Cost** \$330

**Prior Years Cost** \$0

**Future Years Cost** \$0

**Limits:**

Beginning MP 0.07; Length 0.01 miles

**LRTP Relationship:**

System Preservation



**2019 - 2022 Transportation Improvement Program****Mall Road Railroad Crossing**

(Funding in Thousands)

**Railroad Crossings**

| <b>Phase</b>    | <b>Prior<br/>Funds</b> | <b>FY 2019<br/>Funds</b> | <b>FY 2020<br/>Funds</b> | <b>FY 2021<br/>Funds</b> | <b>FY 2022<br/>Funds</b> | <b>FY 2023<br/>Funds</b> | <b>FY 2024<br/>Funds</b> | <b>Future<br/>Funds</b> | <b>Total Four-Year<br/>Funding<br/>Request</b> |
|-----------------|------------------------|--------------------------|--------------------------|--------------------------|--------------------------|--------------------------|--------------------------|-------------------------|--|
| ENG             | \$0                    | \$0                      | \$0                      | \$0                      | \$0                      | \$0                      | \$0                      | \$0                     | \$0  |
| ROW             | \$0                    | \$0                      | \$0                      | \$0                      | \$0                      | \$0                      | \$0                      | \$0                     | \$0  |
| CON             | \$0                    | \$297                    | \$0                      | \$0                      | \$0                      | \$0                      | \$0                      | \$0                     | \$297  |
| Transit         | \$0                    | \$0                      | \$0                      | \$0                      | \$0                      | \$0                      | \$0                      | \$0                     | \$0  |
| MPO             | \$0                    | \$0                      | \$0                      | \$0                      | \$0                      | \$0                      | \$0                      | \$0                     | \$0  |
| <b>Subtotal</b> | <b>\$0</b>             | <b>\$297</b>             | <b>\$0</b>               | <b>\$0</b>               | <b>\$0</b>               | <b>\$0</b>               | <b>\$0</b>               | <b>\$0</b>              | <b>\$297</b>                                   |



## 2019 - 2022 Transportation Improvement Program

## Mall Road Railroad Crossing

(Funding in Thousands)

## State Funding - West Virginia

| Phase           | Prior Funds | FY 2019 Funds | FY 2020 Funds | FY 2021 Funds | FY 2022 Funds | FY 2023 Funds | FY 2024 Funds | Future Funds | Total Four-Year Funding Request |
|-----------------|-------------|---------------|---------------|---------------|---------------|---------------|---------------|--------------|---------------------------------|
| ENG             | \$0         | \$0           | \$0           | \$0           | \$0           | \$0           | \$0           | \$0          | \$0                             |
| ROW             | \$0         | \$0           | \$0           | \$0           | \$0           | \$0           | \$0           | \$0          | \$0                             |
| CON             | \$0         | \$33          | \$0           | \$0           | \$0           | \$0           | \$0           | \$0          | \$33                            |
| Transit         | \$0         | \$0           | \$0           | \$0           | \$0           | \$0           | \$0           | \$0          | \$0                             |
| MPO             | \$0         | \$0           | \$0           | \$0           | \$0           | \$0           | \$0           | \$0          | \$0                             |
| <b>Subtotal</b> | <b>\$0</b>  | <b>\$33</b>   | <b>\$0</b>    | <b>\$0</b>    | <b>\$0</b>    | <b>\$0</b>    | <b>\$0</b>    | <b>\$0</b>   | <b>\$33</b>                     |
| <b>Total</b>    | <b>\$0</b>  | <b>\$330</b>  | <b>\$0</b>    | <b>\$0</b>    | <b>\$0</b>    | <b>\$0</b>    | <b>\$0</b>    | <b>\$0</b>   | <b>\$330</b>                    |

**Operational Improvements - Miscellaneous**

|                         |               |                          |                 |
|-------------------------|---------------|--------------------------|-----------------|
| <b>MPO ID</b>           | B2019-04      | <b>Project Category</b>  | TIP             |
| <b>Resp. Agency</b>     | WV DOT        | <b>Functional Class</b>  | NA              |
| <b>Project Category</b> | Roadways      | <b>County</b>            | Berkeley County |
| <b>State</b>            | West Virginia | <b>Est. Total Cost</b>   | \$0             |
| <b>CIP or CTP ID(s)</b> | n/a           | <b>Prior Years Cost</b>  | \$0             |
|                         |               | <b>Future Years Cost</b> | \$0             |

**Description:**

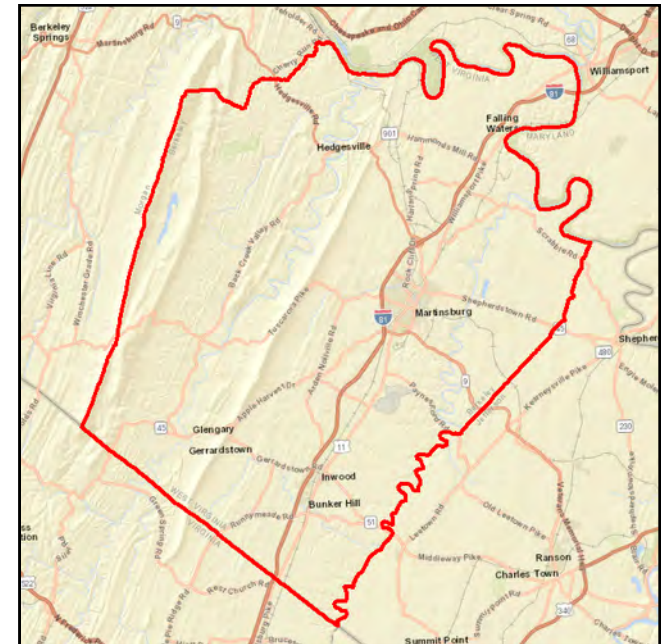
Localized mobility; striping and signing; lighting, signals, signage, non-capacity adding work

**Limits:**

Areawide

**LRTP Relationship:**

System Preservation





## 2019 - 2022 Transportation Improvement Program

## Operational Improvements - Miscellaneous

(Funding in Thousands)

## Surface Transportation Program

| Phase           | Prior Funds | FY 2019 Funds | FY 2020 Funds | FY 2021 Funds | FY 2022 Funds | FY 2023 Funds | FY 2024 Funds | Future Funds | Total Four-Year Funding Request |
|-----------------|-------------|---------------|---------------|---------------|---------------|---------------|---------------|--------------|---------------------------------|
| ENG             | \$0         | \$0           | \$0           | \$0           | \$0           | \$0           | \$0           | \$0          | \$0                             |
| ROW             | \$0         | \$0           | \$0           | \$0           | \$0           | \$0           | \$0           | \$0          | \$0                             |
| CON             | \$0         | \$0           | \$0           | \$0           | \$0           | \$0           | \$0           | \$0          | \$0                             |
| Transit         | \$0         | \$0           | \$0           | \$0           | \$0           | \$0           | \$0           | \$0          | \$0                             |
| MPO             | \$0         | \$0           | \$0           | \$0           | \$0           | \$0           | \$0           | \$0          | \$0                             |
| <b>Subtotal</b> | <b>\$0</b>  | <b>\$0</b>    | <b>\$0</b>    | <b>\$0</b>    | <b>\$0</b>    | <b>\$0</b>    | <b>\$0</b>    | <b>\$0</b>   | <b>\$0</b>                      |
| <b>Total</b>    | <b>\$0</b>  | <b>\$0</b>    | <b>\$0</b>    | <b>\$0</b>    | <b>\$0</b>    | <b>\$0</b>    | <b>\$0</b>    | <b>\$0</b>   | <b>\$0</b>                      |



## I-81 Lighting

**MPO ID** B2019-04.01  
**Resp. Agency** WV DOT  
**Project Category** Roadways  
**State** West Virginia  
**CIP or CTP ID(s)** NHPP-081(1133)D

**Project Category** TIP  
**Functional Class**  
**County** Berkeley County  
**Est. Total Cost** \$8,500  
**Prior Years Cost** \$0  
**Future Years Cost** \$0

**Description:**

Upgrade lighting along I-81 corridor through Berkeley County

**Limits:**

Beginning MP 0; Distance 26 miles

**LRTP Relationship:**

Safety



**2019 - 2022 Transportation Improvement Program****I-81 Lighting**

(Funding in Thousands)

**National Highway Performance Program**

| Phase           | Prior Funds | FY 2019 Funds | FY 2020 Funds | FY 2021 Funds | FY 2022 Funds | FY 2023 Funds | FY 2024 Funds | Future Funds | Total Four-Year Funding Request |
|-----------------|-------------|---------------|---------------|---------------|---------------|---------------|---------------|--------------|---------------------------------|
| ENG             | \$0         | \$450         | \$0           | \$0           | \$0           | \$0           | \$0           | \$0          | \$450                           |
| ROW             | \$0         | \$0           | \$0           | \$0           | \$0           | \$0           | \$0           | \$0          | \$0                             |
| CON             | \$0         | \$0           | \$0           | \$7200        | \$0           | \$0           | \$0           | \$0          | \$7,200                         |
| Transit         | \$0         | \$0           | \$0           | \$0           | \$0           | \$0           | \$0           | \$0          | \$0                             |
| MPO             | \$0         | \$0           | \$0           | \$0           | \$0           | \$0           | \$0           | \$0          | \$0                             |
| <b>Subtotal</b> | <b>\$0</b>  | <b>\$450</b>  | <b>\$0</b>    | <b>\$7200</b> | <b>\$0</b>    | <b>\$0</b>    | <b>\$0</b>    | <b>\$0</b>   | <b>\$7,650</b>                  |



## 2019 - 2022 Transportation Improvement Program

### I-81 Lighting

(Funding in Thousands)

#### State Funding - West Virginia

| Phase           | Prior Funds | FY 2019 Funds | FY 2020 Funds | FY 2021 Funds | FY 2022 Funds | FY 2023 Funds | FY 2024 Funds | Future Funds | Total Four-Year Funding Request |
|-----------------|-------------|---------------|---------------|---------------|---------------|---------------|---------------|--------------|---------------------------------|
| ENG             | \$0         | \$50          | \$0           | \$0           | \$0           | \$0           | \$0           | \$0          | \$50                            |
| ROW             | \$0         | \$0           | \$0           | \$0           | \$0           | \$0           | \$0           | \$0          | \$0                             |
| CON             | \$0         | \$0           | \$0           | \$800         | \$0           | \$0           | \$0           | \$0          | \$800                           |
| Transit         | \$0         | \$0           | \$0           | \$0           | \$0           | \$0           | \$0           | \$0          | \$0                             |
| MPO             | \$0         | \$0           | \$0           | \$0           | \$0           | \$0           | \$0           | \$0          | \$0                             |
| <b>Subtotal</b> | <b>\$0</b>  | <b>\$50</b>   | <b>\$0</b>    | <b>\$800</b>  | <b>\$0</b>    | <b>\$0</b>    | <b>\$0</b>    | <b>\$0</b>   | <b>\$850</b>                    |
| <b>Total</b>    | <b>\$0</b>  | <b>\$500</b>  | <b>\$0</b>    | <b>\$8000</b> | <b>\$0</b>    | <b>\$0</b>    | <b>\$0</b>    | <b>\$0</b>   | <b>\$8,500</b>                  |



**Bike & Pedestrian & Community Development**

|                         |               |                          |                 |
|-------------------------|---------------|--------------------------|-----------------|
| <b>MPO ID</b>           | B2019-05      | <b>Project Category</b>  | TIP             |
| <b>Resp. Agency</b>     | WV DOT        | <b>Functional Class</b>  | NA              |
| <b>Project Category</b> | Roadways      | <b>County</b>            | Berkeley County |
| <b>State</b>            | West Virginia | <b>Est. Total Cost</b>   | \$0             |
| <b>CIP or CTP ID(s)</b> | n/a           | <b>Prior Years Cost</b>  | \$0             |
|                         |               | <b>Future Years Cost</b> | \$0             |

**Description:**

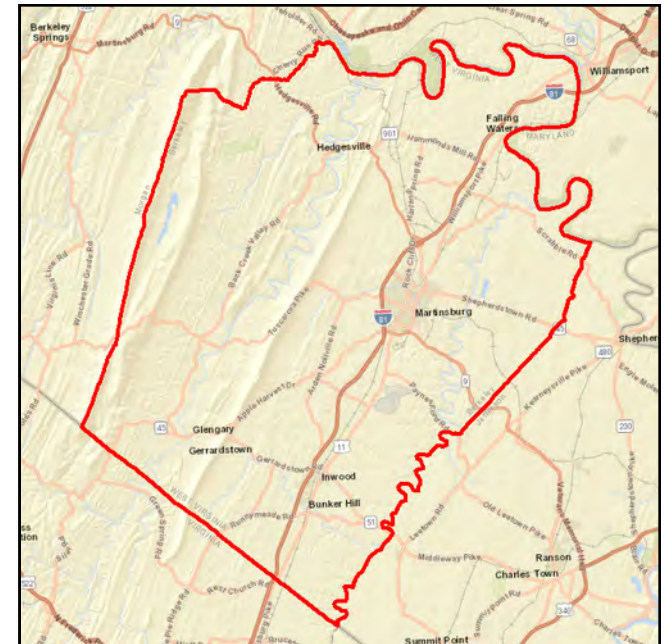
Non-traditional transportation projects; non-motorized travel funded with TAP funding and/or RTS funding

**Limits:**

Areawide

**LRTP Relationship:**

Bicycle and Pedestrian Element



**2019 - 2022 Transportation Improvement Program****Bike & Pedestrian & Community Development**

(Funding in Thousands)

**Transportation Alternatives Program**

| <b>Phase</b>    | <b>Prior<br/>Funds</b> | <b>FY 2019<br/>Funds</b> | <b>FY 2020<br/>Funds</b> | <b>FY 2021<br/>Funds</b> | <b>FY 2022<br/>Funds</b> | <b>FY 2023<br/>Funds</b> | <b>FY 2024<br/>Funds</b> | <b>Future<br/>Funds</b> | <b>Total Four-Year<br/>Funding<br/>Request</b> |
|-----------------|------------------------|--------------------------|--------------------------|--------------------------|--------------------------|--------------------------|--------------------------|-------------------------|--|
| ENG             | \$0                    | \$0                      | \$0                      | \$0                      | \$0                      | \$0                      | \$0                      | \$0                     | \$0  |
| ROW             | \$0                    | \$0                      | \$0                      | \$0                      | \$0                      | \$0                      | \$0                      | \$0                     | \$0  |
| CON             | \$0                    | \$0                      | \$0                      | \$0                      | \$0                      | \$0                      | \$0                      | \$0                     | \$0  |
| Transit         | \$0                    | \$0                      | \$0                      | \$0                      | \$0                      | \$0                      | \$0                      | \$0                     | \$0  |
| MPO             | \$0                    | \$0                      | \$0                      | \$0                      | \$0                      | \$0                      | \$0                      | \$0                     | \$0  |
| <b>Subtotal</b> | <b>\$0</b>             | <b>\$0</b>               | <b>\$0</b>               | <b>\$0</b>               | <b>\$0</b>               | <b>\$0</b>               | <b>\$0</b>               | <b>\$0</b>              | <b>\$0</b>                                     |
| <b>Total</b>    | <b>\$0</b>             | <b>\$0</b>               | <b>\$0</b>               | <b>\$0</b>               | <b>\$0</b>               | <b>\$0</b>               | <b>\$0</b>               | <b>\$0</b>              | <b>\$0</b>                                     |



WV DOT

## 2019 - 2022 Transportation Improvement Program

Roadways

### Martinsburg Train Station

|                         |                |                          |                 |
|-------------------------|----------------|--------------------------|-----------------|
| <b>MPO ID</b>           | B2019-05.02    | <b>Project Category</b>  | TIP             |
| <b>Resp. Agency</b>     | WV DOT         | <b>Functional Class</b>  |                 |
| <b>Project Category</b> | Roadways       | <b>County</b>            | Berkeley County |
| <b>State</b>            | West Virginia  | <b>Est. Total Cost</b>   | \$846           |
| <b>CIP or CTP ID(s)</b> | TAP-2018(079)D | <b>Prior Years Cost</b>  | \$0             |
|                         |                | <b>Future Years Cost</b> | \$0             |

**Description:**

Streetscape design for E Martin Street, leading to the Martinsburg Train Station.

**Limits:**

E Martin Street, from White Ave to Queen Street

**LRTP Relationship:**

Bicycle and Pedestrian Element



**2019 - 2022 Transportation Improvement Program****Martinsburg Train Station**

(Funding in Thousands)

**State Funding - West Virginia**

| Phase           | Prior Funds | FY 2019 Funds | FY 2020 Funds | FY 2021 Funds | FY 2022 Funds | FY 2023 Funds | FY 2024 Funds | Future Funds | Total Four-Year Funding Request |
|-----------------|-------------|---------------|---------------|---------------|---------------|---------------|---------------|--------------|---------------------------------|
| ENG             | \$0         | \$0           | \$0           | \$0           | \$0           | \$0           | \$0           | \$0          | \$0                             |
| ROW             | \$0         | \$0           | \$0           | \$0           | \$0           | \$0           | \$0           | \$0          | \$0                             |
| CON             | \$0         | \$0           | \$169         | \$0           | \$0           | \$0           | \$0           | \$0          | \$169                           |
| Transit         | \$0         | \$0           | \$0           | \$0           | \$0           | \$0           | \$0           | \$0          | \$0                             |
| MPO             | \$0         | \$0           | \$0           | \$0           | \$0           | \$0           | \$0           | \$0          | \$0                             |
| <b>Subtotal</b> | <b>\$0</b>  | <b>\$0</b>    | <b>\$169</b>  | <b>\$0</b>    | <b>\$0</b>    | <b>\$0</b>    | <b>\$0</b>    | <b>\$0</b>   | <b>\$169</b>                    |

**2019 - 2022 Transportation Improvement Program****Martinsburg Train Station**

(Funding in Thousands)

**Transportation Alternatives Program**

| Phase           | Prior Funds | FY 2019 Funds | FY 2020 Funds | FY 2021 Funds | FY 2022 Funds | FY 2023 Funds | FY 2024 Funds | Future Funds | Total Four-Year Funding Request |
|-----------------|-------------|---------------|---------------|---------------|---------------|---------------|---------------|--------------|---------------------------------|
| ENG             | \$0         | \$0           | \$0           | \$0           | \$0           | \$0           | \$0           | \$0          | \$0                             |
| ROW             | \$0         | \$0           | \$0           | \$0           | \$0           | \$0           | \$0           | \$0          | \$0                             |
| CON             | \$0         | \$0           | \$677         | \$0           | \$0           | \$0           | \$0           | \$0          | \$677                           |
| Transit         | \$0         | \$0           | \$0           | \$0           | \$0           | \$0           | \$0           | \$0          | \$0                             |
| MPO             | \$0         | \$0           | \$0           | \$0           | \$0           | \$0           | \$0           | \$0          | \$0                             |
| <b>Subtotal</b> | <b>\$0</b>  | <b>\$0</b>    | <b>\$677</b>  | <b>\$0</b>    | <b>\$0</b>    | <b>\$0</b>    | <b>\$0</b>    | <b>\$0</b>   | <b>\$677</b>                    |
| <b>Total</b>    | <b>\$0</b>  | <b>\$0</b>    | <b>\$846</b>  | <b>\$0</b>    | <b>\$0</b>    | <b>\$0</b>    | <b>\$0</b>    | <b>\$0</b>   | <b>\$846</b>                    |



WV DOT

## 2019 - 2022 Transportation Improvement Program

Roadways

### Emergency Relief (ER) Projects

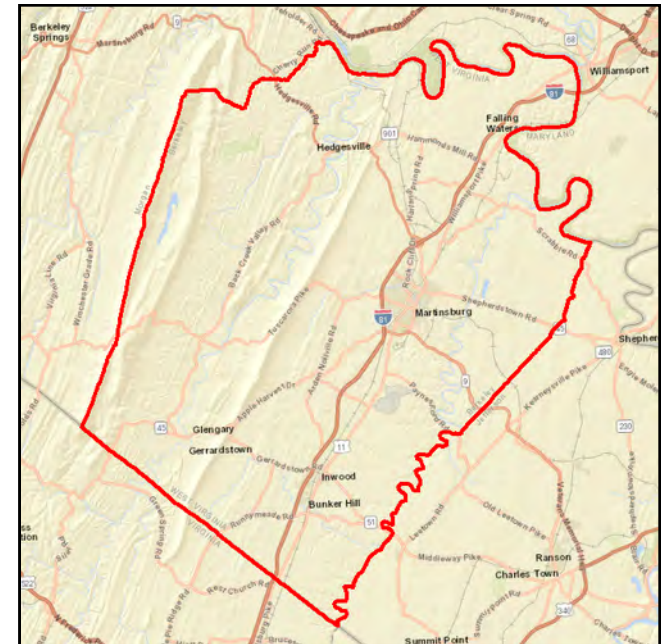
**MPO ID** B2019-06  
**Resp. Agency** WV DOT  
**Project Category** Roadways  
**State** West Virginia  
**CIP or CTP ID(s)** n/a

**Project Category** TIP  
**Functional Class**  
**County** Berkeley County  
**Est. Total Cost** \$0  
**Prior Years Cost** \$0  
**Future Years Cost** \$0

**Description:**  
Emergency projects due to storm events

**Limits:**  
Areawide

**L RTP Relationship:**  
System Preservation





## 2019 - 2022 Transportation Improvement Program

## Emergency Relief (ER) Projects

(Funding in Thousands)

## National Highway Performance Program

| Phase           | Prior Funds | FY 2019 Funds | FY 2020 Funds | FY 2021 Funds | FY 2022 Funds | FY 2023 Funds | FY 2024 Funds | Future Funds | Total Four-Year Funding Request |
|-----------------|-------------|---------------|---------------|---------------|---------------|---------------|---------------|--------------|---------------------------------|
| ENG             | \$0         | \$0           | \$0           | \$0           | \$0           | \$0           | \$0           | \$0          | \$0                             |
| ROW             | \$0         | \$0           | \$0           | \$0           | \$0           | \$0           | \$0           | \$0          | \$0                             |
| CON             | \$0         | \$0           | \$0           | \$0           | \$0           | \$0           | \$0           | \$0          | \$0                             |
| Transit         | \$0         | \$0           | \$0           | \$0           | \$0           | \$0           | \$0           | \$0          | \$0                             |
| MPO             | \$0         | \$0           | \$0           | \$0           | \$0           | \$0           | \$0           | \$0          | \$0                             |
| <b>Subtotal</b> | <b>\$0</b>  | <b>\$0</b>    | <b>\$0</b>    | <b>\$0</b>    | <b>\$0</b>    | <b>\$0</b>    | <b>\$0</b>    | <b>\$0</b>   | <b>\$0</b>                      |
| <b>Total</b>    | <b>\$0</b>  | <b>\$0</b>    | <b>\$0</b>    | <b>\$0</b>    | <b>\$0</b>    | <b>\$0</b>    | <b>\$0</b>    | <b>\$0</b>   | <b>\$0</b>                      |



## Technical Support

**MPO ID** B2019-07  
**Resp. Agency** WV DOT  
**Project Category** Roadways  
**State** West Virginia  
**CIP or CTP ID(s)** n/a

**Project Category** TIP  
**Functional Class**  
**County** Berkeley County  
**Est. Total Cost** \$0  
**Prior Years Cost** \$0  
**Future Years Cost** \$0

**Description:**

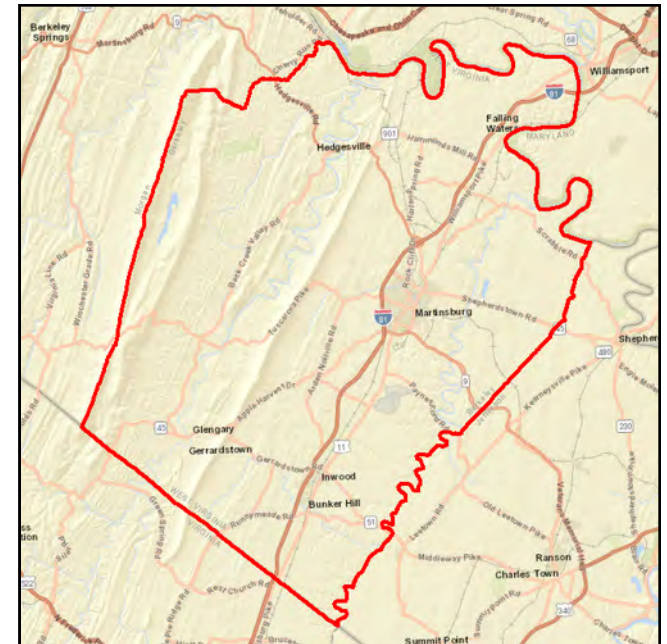
Non-capital program projects such as: research, bridge inspections, agency funded positions, etc.

**Limits:**

Areawide

**LRTP Relationship:**

System Preservation







## 2019 - 2022 Transportation Improvement Program

## Technical Support

(Funding in Thousands)

## Highway Safety Improvement Program

| Phase    | Prior Funds | FY 2019 Funds | FY 2020 Funds | FY 2021 Funds | FY 2022 Funds | FY 2023 Funds | FY 2024 Funds | Future Funds | Total Four-Year Funding Request |
|----------|-------------|---------------|---------------|---------------|---------------|---------------|---------------|--------------|---------------------------------|
| ENG      | \$0         | \$0           | \$0           | \$0           | \$0           | \$0           | \$0           | \$0          | \$0                             |
| ROW      | \$0         | \$0           | \$0           | \$0           | \$0           | \$0           | \$0           | \$0          | \$0                             |
| CON      | \$0         | \$0           | \$0           | \$0           | \$0           | \$0           | \$0           | \$0          | \$0                             |
| Transit  | \$0         | \$0           | \$0           | \$0           | \$0           | \$0           | \$0           | \$0          | \$0                             |
| MPO      | \$0         | \$0           | \$0           | \$0           | \$0           | \$0           | \$0           | \$0          | \$0                             |
| Subtotal | \$0         | \$0           | \$0           | \$0           | \$0           | \$0           | \$0           | \$0          | \$0                             |
| Total    | \$0         | \$0           | \$0           | \$0           | \$0           | \$0           | \$0           | \$0          | \$0                             |



WV DOT

## 2019 - 2022 Transportation Improvement Program

Roadways

### WV 45 Apple Harvest Dr Widening

|                         |                |                          |                 |
|-------------------------|----------------|--------------------------|-----------------|
| <b>MPO ID</b>           | B2019-08       | <b>Project Category</b>  | TIP             |
| <b>Resp. Agency</b>     | WV DOT         | <b>Functional Class</b>  |                 |
| <b>Project Category</b> | Roadways       | <b>County</b>            | Berkeley County |
| <b>State</b>            | West Virginia  | <b>Est. Total Cost</b>   | \$5,858         |
| <b>CIP or CTP ID(s)</b> | STP-0045(077)D | <b>Prior Years Cost</b>  | \$0             |
|                         |                | <b>Future Years Cost</b> | \$0             |

**Description:**

Widen & Add Additional Lanes; project will include adding extra through lanes and creating shared turn/through lanes.

**Limits:**

WV 45, beginning MP 14.5; Length 0.81 miles

**LRTP Relationship:**

System Preservation





## 2019 - 2022 Transportation Improvement Program

## WV 45 Apple Harvest Dr Widening

(Funding in Thousands)

## State Funding - West Virginia

| Phase           | Prior Funds | FY 2019 Funds | FY 2020 Funds | FY 2021 Funds | FY 2022 Funds | FY 2023 Funds | FY 2024 Funds | Future Funds | Total Four-Year Funding Request |
|-----------------|-------------|---------------|---------------|---------------|---------------|---------------|---------------|--------------|---------------------------------|
| ENG             | \$0         | \$45          | \$0           | \$0           | \$0           | \$0           | \$0           | \$0          | \$45                            |
| ROW             | \$0         | \$0           | \$0           | \$0           | \$0           | \$0           | \$0           | \$0          | \$0                             |
| CON             | \$0         | \$0           | \$0           | \$1043        | \$0           | \$0           | \$0           | \$0          | \$1,043                         |
| Transit         | \$0         | \$0           | \$0           | \$0           | \$0           | \$0           | \$0           | \$0          | \$0                             |
| MPO             | \$0         | \$0           | \$0           | \$0           | \$0           | \$0           | \$0           | \$0          | \$0                             |
| <b>Subtotal</b> | <b>\$0</b>  | <b>\$45</b>   | <b>\$0</b>    | <b>\$1043</b> | <b>\$0</b>    | <b>\$0</b>    | <b>\$0</b>    | <b>\$0</b>   | <b>\$1,088</b>                  |



## 2019 - 2022 Transportation Improvement Program

## WV 45 Apple Harvest Dr Widening

(Funding in Thousands)

## Surface Transportation Program

| Phase           | Prior Funds | FY 2019 Funds | FY 2020 Funds | FY 2021 Funds | FY 2022 Funds | FY 2023 Funds | FY 2024 Funds | Future Funds | Total Four-Year Funding Request |
|-----------------|-------------|---------------|---------------|---------------|---------------|---------------|---------------|--------------|---------------------------------|
| ENG             | \$0         | \$180         | \$0           | \$0           | \$0           | \$0           | \$0           | \$0          | \$180                           |
| ROW             | \$0         | \$0           | \$0           | \$0           | \$0           | \$0           | \$0           | \$0          | \$0                             |
| CON             | \$0         | \$0           | \$0           | \$4590        | \$0           | \$0           | \$0           | \$0          | \$4,590                         |
| Transit         | \$0         | \$0           | \$0           | \$0           | \$0           | \$0           | \$0           | \$0          | \$0                             |
| MPO             | \$0         | \$0           | \$0           | \$0           | \$0           | \$0           | \$0           | \$0          | \$0                             |
| <b>Subtotal</b> | <b>\$0</b>  | <b>\$180</b>  | <b>\$0</b>    | <b>\$4590</b> | <b>\$0</b>    | <b>\$0</b>    | <b>\$0</b>    | <b>\$0</b>   | <b>\$4,770</b>                  |
| <b>Total</b>    | <b>\$0</b>  | <b>\$225</b>  | <b>\$0</b>    | <b>\$5633</b> | <b>\$0</b>    | <b>\$0</b>    | <b>\$0</b>    | <b>\$0</b>   | <b>\$5,858</b>                  |

**Tabler Station I/C Improvements**

**MPO ID** B2019-09  
**Resp. Agency** WV DOT  
**Project Category** Roadways  
**State** West Virginia  
**CIP or CTP ID(s)** NHPP-081(1138)D

**Project Category** TIP  
**Functional Class**  
**County** Berkeley County  
**Est. Total Cost** \$4,200  
**Prior Years Cost** \$0  
**Future Years Cost** \$0

**Description:**

Widen northbound and southbound ramps

**Limits:**

Beginning MP 8.16, length 0.7 miles

**LRTP Relationship:**

System Preservation





## 2019 - 2022 Transportation Improvement Program

## Tabler Station I/C Improvements

(Funding in Thousands)

## National Highway Performance Program

| Phase           | Prior Funds | FY 2019 Funds | FY 2020 Funds | FY 2021 Funds | FY 2022 Funds | FY 2023 Funds | FY 2024 Funds | Future Funds | Total Four-Year Funding Request |
|-----------------|-------------|---------------|---------------|---------------|---------------|---------------|---------------|--------------|---------------------------------|
| ENG             | \$0         | \$90          | \$0           | \$0           | \$0           | \$0           | \$0           | \$0          | \$90                            |
| ROW             | \$0         | \$0           | \$90          | \$0           | \$0           | \$0           | \$0           | \$0          | \$90                            |
| CON             | \$0         | \$0           | \$3600        | \$0           | \$0           | \$0           | \$0           | \$0          | \$3,600                         |
| Transit         | \$0         | \$0           | \$0           | \$0           | \$0           | \$0           | \$0           | \$0          | \$0                             |
| MPO             | \$0         | \$0           | \$0           | \$0           | \$0           | \$0           | \$0           | \$0          | \$0                             |
| <b>Subtotal</b> | <b>\$0</b>  | <b>\$90</b>   | <b>\$3690</b> | <b>\$0</b>    | <b>\$0</b>    | <b>\$0</b>    | <b>\$0</b>    | <b>\$0</b>   | <b>\$3,780</b>                  |



## 2019 - 2022 Transportation Improvement Program

### Tabler Station I/C Improvements

(Funding in Thousands)

#### State Funding - West Virginia

| Phase           | Prior Funds | FY 2019 Funds | FY 2020 Funds | FY 2021 Funds | FY 2022 Funds | FY 2023 Funds | FY 2024 Funds | Future Funds | Total Four-Year Funding Request |
|-----------------|-------------|---------------|---------------|---------------|---------------|---------------|---------------|--------------|---------------------------------|
| ENG             | \$0         | \$10          | \$0           | \$0           | \$0           | \$0           | \$0           | \$0          | \$10                            |
| ROW             | \$0         | \$0           | \$10          | \$0           | \$0           | \$0           | \$0           | \$0          | \$10                            |
| CON             | \$0         | \$0           | \$400         | \$0           | \$0           | \$0           | \$0           | \$0          | \$400                           |
| Transit         | \$0         | \$0           | \$0           | \$0           | \$0           | \$0           | \$0           | \$0          | \$0                             |
| MPO             | \$0         | \$0           | \$0           | \$0           | \$0           | \$0           | \$0           | \$0          | \$0                             |
| <b>Subtotal</b> | <b>\$0</b>  | <b>\$10</b>   | <b>\$410</b>  | <b>\$0</b>    | <b>\$0</b>    | <b>\$0</b>    | <b>\$0</b>    | <b>\$0</b>   | <b>\$420</b>                    |
| <b>Total</b>    | <b>\$0</b>  | <b>\$100</b>  | <b>\$4100</b> | <b>\$0</b>    | <b>\$0</b>    | <b>\$0</b>    | <b>\$0</b>    | <b>\$0</b>   | <b>\$4,200</b>                  |



WV DOT

## 2019 - 2022 Transportation Improvement Program

Roadways

### VA Line to Charles Town Rd (GO Bond)

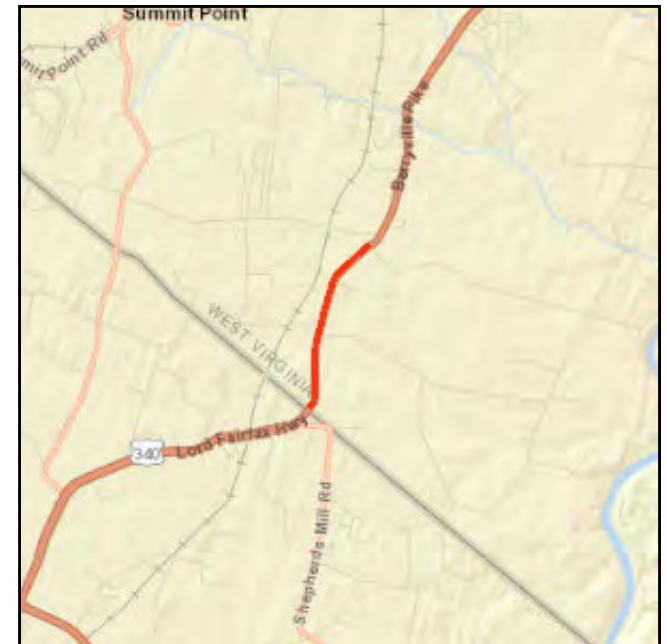
**MPO ID** J2008-08  
**Resp. Agency** WV DOT  
**Project Category** Roadways  
**State** West Virginia  
**CIP or CTP ID(s)** NFA2317010

**Project Category** TIP  
**Functional Class** NA  
**County** Jefferson County  
**Est. Total Cost** \$60,310  
**Prior Years Cost** \$0  
**Future Years Cost** \$0

**Description:**  
Upgrade to 4 lanes

**Limits:**  
US 340 from VA State line to CO 20/1

**LRTP Relationship:**  
Fiscally Constrained Project







## 2019 - 2022 Transportation Improvement Program

## VA Line to Charles Town Rd (GO Bond)

(Funding in Thousands)

## National Highway Performance Program

| Phase           | Prior Funds | FY 2019 Funds | FY 2020 Funds | FY 2021 Funds | FY 2022 Funds | FY 2023 Funds | FY 2024 Funds | Future Funds | Total Four-Year Funding Request |
|-----------------|-------------|---------------|---------------|---------------|---------------|---------------|---------------|--------------|---------------------------------|
| ENG             | \$0         | \$0           | \$248         | \$0           | \$0           | \$0           | \$0           | \$0          | \$248                           |
| ROW             | \$0         | \$0           | \$0           | \$0           | \$0           | \$0           | \$0           | \$0          | \$0                             |
| CON             | \$0         | \$0           | \$0           | \$0           | \$0           | \$0           | \$0           | \$0          | \$0                             |
| Transit         | \$0         | \$0           | \$0           | \$0           | \$0           | \$0           | \$0           | \$0          | \$0                             |
| MPO             | \$0         | \$0           | \$0           | \$0           | \$0           | \$0           | \$0           | \$0          | \$0                             |
| <b>Subtotal</b> | <b>\$0</b>  | <b>\$0</b>    | <b>\$248</b>  | <b>\$0</b>    | <b>\$0</b>    | <b>\$0</b>    | <b>\$0</b>    | <b>\$0</b>   | <b>\$248</b>                    |



## 2019 - 2022 Transportation Improvement Program

### VA Line to Charles Town Rd (GO Bond)

(Funding in Thousands)

#### State Funding - West Virginia

| Phase           | Prior Funds | FY 2019 Funds | FY 2020 Funds  | FY 2021 Funds | FY 2022 Funds | FY 2023 Funds | FY 2024 Funds | Future Funds | Total Four-Year Funding Request |
|-----------------|-------------|---------------|----------------|---------------|---------------|---------------|---------------|--------------|---------------------------------|
| ENG             | \$0         | \$0           | \$62           | \$0           | \$0           | \$0           | \$0           | \$0          | \$62                            |
| ROW             | \$0         | \$0           | \$0            | \$0           | \$0           | \$0           | \$0           | \$0          | \$0                             |
| CON             | \$0         | \$0           | \$60000        | \$0           | \$0           | \$0           | \$0           | \$0          | \$60,000                        |
| Transit         | \$0         | \$0           | \$0            | \$0           | \$0           | \$0           | \$0           | \$0          | \$0                             |
| MPO             | \$0         | \$0           | \$0            | \$0           | \$0           | \$0           | \$0           | \$0          | \$0                             |
| <b>Subtotal</b> | <b>\$0</b>  | <b>\$0</b>    | <b>\$60062</b> | <b>\$0</b>    | <b>\$0</b>    | <b>\$0</b>    | <b>\$0</b>    | <b>\$0</b>   | <b>\$60,062</b>                 |
| <b>Total</b>    | <b>\$0</b>  | <b>\$0</b>    | <b>\$60310</b> | <b>\$0</b>    | <b>\$0</b>    | <b>\$0</b>    | <b>\$0</b>    | <b>\$0</b>   | <b>\$60,310</b>                 |



## Citizens Way Intersection Improvements

|   |                       |                          |                  |
|---|-----------------------|--------------------------|------------------|
| <b>MPO ID</b>                               | J2014-04              | <b>Project Category</b>  | TIP              |
| <b>Resp. Agency</b>                         | WV DOT                | <b>Functional Class</b>  | NA               |
| <b>Project Category</b>                     | Roadways              | <b>County</b>            | Jefferson County |
| <b>State</b>                                | West Virginia         | <b>Est. Total Cost</b>   | \$900            |
| <b>CIP or CTP ID(s)</b>                     | CMAQ-0115(079 & 080)D | <b>Prior Years Cost</b>  | \$900            |
| <b>Description:</b><br>Construct Roundabout |                       | <b>Future Years Cost</b> | \$0              |

**Limits:**

Intersection of US 340 and Citizens Way

**LRTP Relationship:**

Congestion Management





## 2019 - 2022 Transportation Improvement Program

## Citizens Way Intersection Improvements

(Funding in Thousands)

## Congestion Management and Air Quality

| Phase           | Prior Funds  | FY 2019 Funds | FY 2020 Funds | FY 2021 Funds | FY 2022 Funds | FY 2023 Funds | FY 2024 Funds | Future Funds | Total Four-Year Funding Request |
|-----------------|--------------|---------------|---------------|---------------|---------------|---------------|---------------|--------------|---------------------------------|
| ENG             | \$80         | \$0           | \$0           | \$0           | \$0           | \$0           | \$0           | \$0          | \$80                            |
| ROW             | \$0          | \$0           | \$0           | \$0           | \$0           | \$0           | \$0           | \$0          | \$0                             |
| CON             | \$640        | \$0           | \$0           | \$0           | \$0           | \$0           | \$0           | \$0          | \$640                           |
| Transit         | \$0          | \$0           | \$0           | \$0           | \$0           | \$0           | \$0           | \$0          | \$0                             |
| MPO             | \$0          | \$0           | \$0           | \$0           | \$0           | \$0           | \$0           | \$0          | \$0                             |
| <b>Subtotal</b> | <b>\$720</b> | <b>\$0</b>    | <b>\$0</b>    | <b>\$0</b>    | <b>\$0</b>    | <b>\$0</b>    | <b>\$0</b>    | <b>\$0</b>   | <b>\$720</b>                    |



## 2019 - 2022 Transportation Improvement Program

## Citizens Way Intersection Improvements

(Funding in Thousands)

## State Funding - West Virginia

| Phase           | Prior Funds  | FY 2019 Funds | FY 2020 Funds | FY 2021 Funds | FY 2022 Funds | FY 2023 Funds | FY 2024 Funds | Future Funds | Total Four-Year Funding Request |
|-----------------|--------------|---------------|---------------|---------------|---------------|---------------|---------------|--------------|---------------------------------|
| ENG             | \$20         | \$0           | \$0           | \$0           | \$0           | \$0           | \$0           | \$0          | \$20                            |
| ROW             | \$0          | \$0           | \$0           | \$0           | \$0           | \$0           | \$0           | \$0          | \$0                             |
| CON             | \$160        | \$0           | \$0           | \$0           | \$0           | \$0           | \$0           | \$0          | \$160                           |
| Transit         | \$0          | \$0           | \$0           | \$0           | \$0           | \$0           | \$0           | \$0          | \$0                             |
| MPO             | \$0          | \$0           | \$0           | \$0           | \$0           | \$0           | \$0           | \$0          | \$0                             |
| <b>Subtotal</b> | <b>\$180</b> | <b>\$0</b>    | <b>\$0</b>    | <b>\$0</b>    | <b>\$0</b>    | <b>\$0</b>    | <b>\$0</b>    | <b>\$0</b>   | <b>\$180</b>                    |
| <b>Total</b>    | <b>\$900</b> | <b>\$0</b>    | <b>\$0</b>    | <b>\$0</b>    | <b>\$0</b>    | <b>\$0</b>    | <b>\$0</b>    | <b>\$0</b>   | <b>\$900</b>                    |



## Shepherdstown Bike Path

|                         |                   |                          |                  |
|-------------------------|-------------------|--------------------------|------------------|
| <b>MPO ID</b>           | J2014-05          | <b>Project Category</b>  | TIP              |
| <b>Resp. Agency</b>     | WV DOT            | <b>Functional Class</b>  | NA               |
| <b>Project Category</b> | Roadways          | <b>County</b>            | Jefferson County |
| <b>State</b>            | West Virginia     | <b>Est. Total Cost</b>   | \$561            |
| <b>CIP or CTP ID(s)</b> | TERT-2014(060)DTC | <b>Prior Years Cost</b>  | \$0              |
|                         |                   | <b>Future Years Cost</b> | \$0              |

**Description:**

Development and construction of a multi-use path adjacent to Shepherdstown Pike

**Limits:**

Shepherdstown Pike from Potomac Farms Dr. to Mildred St.

**LRTP Relationship:**

Bicycle and Pedestrian Element





## 2019 - 2022 Transportation Improvement Program

## Shepherdstown Bike Path

(Funding in Thousands)

## Local Match

| Phase           | Prior Funds | FY 2019 Funds | FY 2020 Funds | FY 2021 Funds | FY 2022 Funds | FY 2023 Funds | FY 2024 Funds | Future Funds | Total Four-Year Funding Request |
|-----------------|-------------|---------------|---------------|---------------|---------------|---------------|---------------|--------------|---------------------------------|
| ENG             | \$0         | \$0           | \$0           | \$0           | \$0           | \$0           | \$0           | \$0          | \$0                             |
| ROW             | \$0         | \$0           | \$0           | \$0           | \$0           | \$0           | \$0           | \$0          | \$0                             |
| CON             | \$0         | \$0           | \$52          | \$0           | \$0           | \$0           | \$0           | \$0          | \$52                            |
| Transit         | \$0         | \$0           | \$0           | \$0           | \$0           | \$0           | \$0           | \$0          | \$0                             |
| MPO             | \$0         | \$0           | \$0           | \$0           | \$0           | \$0           | \$0           | \$0          | \$0                             |
| <b>Subtotal</b> | <b>\$0</b>  | <b>\$0</b>    | <b>\$52</b>   | <b>\$0</b>    | <b>\$0</b>    | <b>\$0</b>    | <b>\$0</b>    | <b>\$0</b>   | <b>\$52</b>                     |



## 2019 - 2022 Transportation Improvement Program

### Shepherdstown Bike Path

(Funding in Thousands)

#### National Recreational Trails

| Phase           | Prior Funds | FY 2019 Funds | FY 2020 Funds | FY 2021 Funds | FY 2022 Funds | FY 2023 Funds | FY 2024 Funds | Future Funds | Total Four-Year Funding Request |
|-----------------|-------------|---------------|---------------|---------------|---------------|---------------|---------------|--------------|---------------------------------|
| ENG             | \$0         | \$0           | \$0           | \$0           | \$0           | \$0           | \$0           | \$0          | \$0                             |
| ROW             | \$0         | \$0           | \$0           | \$0           | \$0           | \$0           | \$0           | \$0          | \$0                             |
| CON             | \$0         | \$0           | \$93          | \$0           | \$0           | \$0           | \$0           | \$0          | \$93                            |
| Transit         | \$0         | \$0           | \$0           | \$0           | \$0           | \$0           | \$0           | \$0          | \$0                             |
| MPO             | \$0         | \$0           | \$0           | \$0           | \$0           | \$0           | \$0           | \$0          | \$0                             |
| <b>Subtotal</b> | <b>\$0</b>  | <b>\$0</b>    | <b>\$93</b>   | <b>\$0</b>    | <b>\$0</b>    | <b>\$0</b>    | <b>\$0</b>    | <b>\$0</b>   | <b>\$93</b>                     |

#### Transportation Alternatives Program

| Phase           | Prior Funds | FY 2019 Funds | FY 2020 Funds | FY 2021 Funds | FY 2022 Funds | FY 2023 Funds | FY 2024 Funds | Future Funds | Total Four-Year Funding Request |
|-----------------|-------------|---------------|---------------|---------------|---------------|---------------|---------------|--------------|---------------------------------|
| ENG             | \$0         | \$0           | \$0           | \$0           | \$0           | \$0           | \$0           | \$0          | \$0                             |
| ROW             | \$0         | \$0           | \$0           | \$0           | \$0           | \$0           | \$0           | \$0          | \$0                             |
| CON             | \$0         | \$0           | \$416         | \$0           | \$0           | \$0           | \$0           | \$0          | \$416                           |
| Transit         | \$0         | \$0           | \$0           | \$0           | \$0           | \$0           | \$0           | \$0          | \$0                             |
| MPO             | \$0         | \$0           | \$0           | \$0           | \$0           | \$0           | \$0           | \$0          | \$0                             |
| <b>Subtotal</b> | <b>\$0</b>  | <b>\$0</b>    | <b>\$416</b>  | <b>\$0</b>    | <b>\$0</b>    | <b>\$0</b>    | <b>\$0</b>    | <b>\$0</b>   | <b>\$416</b>                    |
| <b>Total</b>    | <b>\$0</b>  | <b>\$0</b>    | <b>\$561</b>  | <b>\$0</b>    | <b>\$0</b>    | <b>\$0</b>    | <b>\$0</b>    | <b>\$0</b>   | <b>\$561</b>                    |





## Chestnut Hill Road Slide

**MPO ID** J2015-03  
**Resp. Agency** WV DOT  
**Project Category** Roadways  
**State** West Virginia  
**CIP or CTP ID(s)** ACNH-0340(062)D

**Project Category** TIP  
**Functional Class** NA  
**County** Jefferson County  
**Est. Total Cost** \$800  
**Prior Years Cost** \$800  
**Future Years Cost** \$0

**Description:**

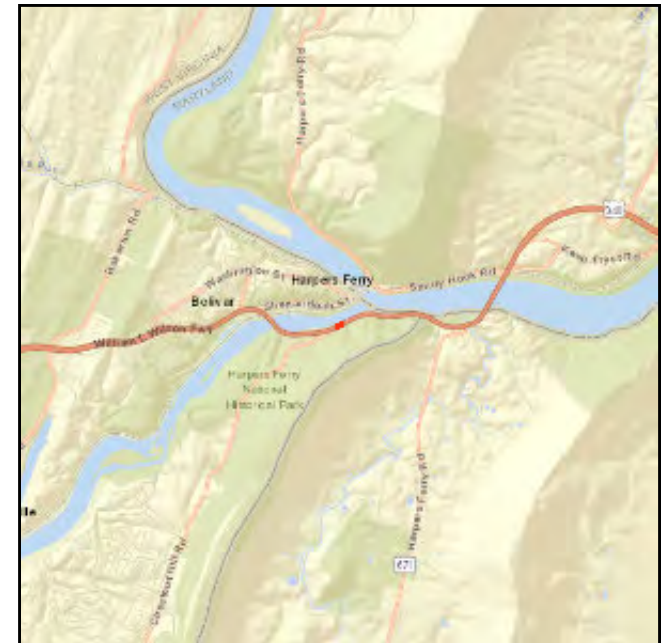
Repair land slippage along roadway

**Limits:**

Intersection of US 340 and Chestnut Hill Road

**LRTP Relationship:**

System Preservation





## 2019 - 2022 Transportation Improvement Program

## Chestnut Hill Road Slide

(Funding in Thousands)

## State Funding - West Virginia

| Phase           | Prior Funds  | FY 2019 Funds | FY 2020 Funds | FY 2021 Funds | FY 2022 Funds | FY 2023 Funds | FY 2024 Funds | Future Funds | Total Four-Year Funding Request |
|-----------------|--------------|---------------|---------------|---------------|---------------|---------------|---------------|--------------|---------------------------------|
| ENG             | \$0          | \$0           | \$0           | \$0           | \$0           | \$0           | \$0           | \$0          | \$0                             |
| ROW             | \$0          | \$0           | \$0           | \$0           | \$0           | \$0           | \$0           | \$0          | \$0                             |
| CON             | \$800        | \$0           | \$0           | \$0           | \$0           | \$0           | \$0           | \$0          | \$800                           |
| Transit         | \$0          | \$0           | \$0           | \$0           | \$0           | \$0           | \$0           | \$0          | \$0                             |
| MPO             | \$0          | \$0           | \$0           | \$0           | \$0           | \$0           | \$0           | \$0          | \$0                             |
| <b>Subtotal</b> | <b>\$800</b> | <b>\$0</b>    | <b>\$0</b>    | <b>\$0</b>    | <b>\$0</b>    | <b>\$0</b>    | <b>\$0</b>    | <b>\$0</b>   | <b>\$800</b>                    |
| <b>Total</b>    | <b>\$800</b> | <b>\$0</b>    | <b>\$0</b>    | <b>\$0</b>    | <b>\$0</b>    | <b>\$0</b>    | <b>\$0</b>    | <b>\$0</b>   | <b>\$800</b>                    |



WV DOT

## 2019 - 2022 Transportation Improvement Program

Roadways

### US 340 Rock Slide Investigation

**MPO ID** J2015-05

**Resp. Agency** WV DOT

**Project Category** Roadways

**State** West Virginia

**CIP or CTP ID(s)** NHPP-0340(063,064, & 065)

**Description:**

Investigation and repair of land slide

**Project Category** TIP

**Functional Class** NA

**County** Jefferson County

**Est. Total Cost** \$3,040

**Prior Years Cost** \$0

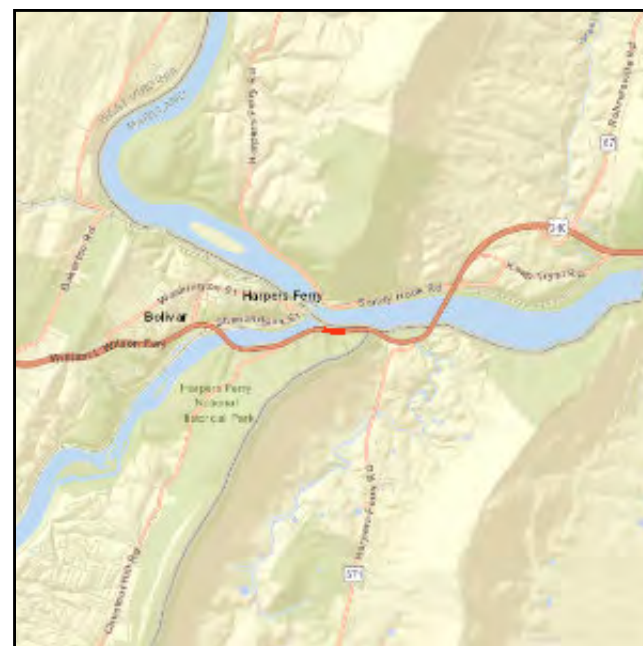
**Future Years Cost** \$1,500

**Limits:**

US 340 approximately 1.5 mi west of Harpers Ferry Road

**LRTP Relationship:**

System Preservation



**2019 - 2022 Transportation Improvement Program****US 340 Rock Slide Investigation**

(Funding in Thousands)

**National Highway Performance Program**

| <b>Phase</b>    | <b>Prior<br/>Funds</b> | <b>FY 2019<br/>Funds</b> | <b>FY 2020<br/>Funds</b> | <b>FY 2021<br/>Funds</b> | <b>FY 2022<br/>Funds</b> | <b>FY 2023<br/>Funds</b> | <b>FY 2024<br/>Funds</b> | <b>Future<br/>Funds</b> | <b>Total Four-Year<br/>Funding<br/>Request</b> |
|-----------------|------------------------|--------------------------|--------------------------|--------------------------|--------------------------|--------------------------|--------------------------|-------------------------|--|
| ENG             | \$0                    | \$0                      | \$0                      | \$0                      | \$0                      | \$0                      | \$0                      | \$0                     | \$0  |
| ROW             | \$0                    | \$0                      | \$0                      | \$32                     | \$0                      | \$0                      | \$0                      | \$0                     | \$32   |
| CON             | \$0                    | \$1200                   | \$0                      | \$0                      | \$0                      | \$1200                   | \$0                      | \$0                     | \$2,400  |
| Transit         | \$0                    | \$0                      | \$0                      | \$0                      | \$0                      | \$0                      | \$0                      | \$0                     | \$0  |
| MPO             | \$0                    | \$0                      | \$0                      | \$0                      | \$0                      | \$0                      | \$0                      | \$0                     | \$0  |
| <b>Subtotal</b> | <b>\$0</b>             | <b>\$1200</b>            | <b>\$0</b>               | <b>\$32</b>              | <b>\$0</b>               | <b>\$1200</b>            | <b>\$0</b>               | <b>\$0</b>              | <b>\$2,432</b>                                 |



## 2019 - 2022 Transportation Improvement Program

### US 340 Rock Slide Investigation

(Funding in Thousands)

#### State Funding - West Virginia

| Phase           | Prior Funds | FY 2019 Funds | FY 2020 Funds | FY 2021 Funds | FY 2022 Funds | FY 2023 Funds | FY 2024 Funds | Future Funds | Total Four-Year Funding Request |
|-----------------|-------------|---------------|---------------|---------------|---------------|---------------|---------------|--------------|---------------------------------|
| ENG             | \$0         | \$0           | \$0           | \$0           | \$0           | \$0           | \$0           | \$0          | \$0                             |
| ROW             | \$0         | \$0           | \$0           | \$8           | \$0           | \$0           | \$0           | \$0          | \$8                             |
| CON             | \$0         | \$300         | \$0           | \$0           | \$0           | \$300         | \$0           | \$0          | \$600                           |
| Transit         | \$0         | \$0           | \$0           | \$0           | \$0           | \$0           | \$0           | \$0          | \$0                             |
| MPO             | \$0         | \$0           | \$0           | \$0           | \$0           | \$0           | \$0           | \$0          | \$0                             |
| <b>Subtotal</b> | <b>\$0</b>  | <b>\$300</b>  | <b>\$0</b>    | <b>\$8</b>    | <b>\$0</b>    | <b>\$300</b>  | <b>\$0</b>    | <b>\$0</b>   | <b>\$608</b>                    |
| <b>Total</b>    | <b>\$0</b>  | <b>\$1500</b> | <b>\$0</b>    | <b>\$40</b>   | <b>\$0</b>    | <b>\$1500</b> | <b>\$0</b>    | <b>\$0</b>   | <b>\$3,040</b>                  |



WV DOT

## 2019 - 2022 Transportation Improvement Program

Roadways

### Bakerton Road Bridge

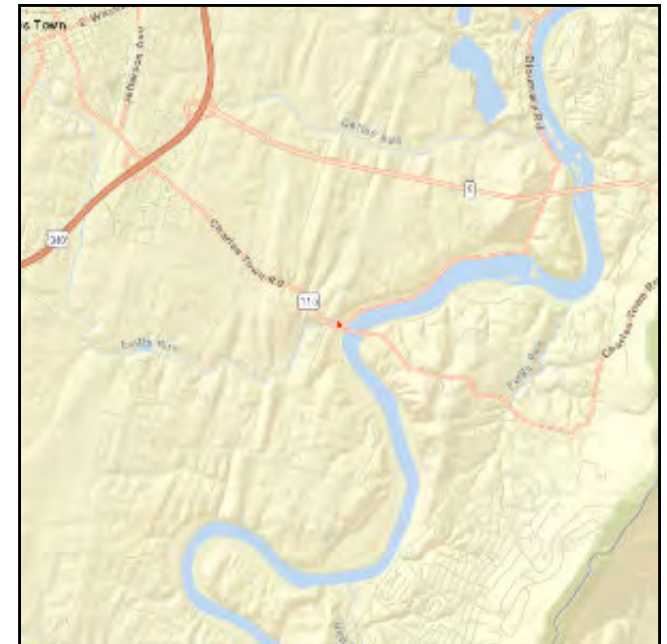
**MPO ID** J2016-03  
**Resp. Agency** WV DOT  
**Project Category** Roadways  
**State** West Virginia  
**CIP or CTP ID(s)** ACST-0027(044)D

**Project Category** TIP  
**Functional Class** NA  
**County** Jefferson County  
**Est. Total Cost** \$1,250  
**Prior Years Cost** \$0  
**Future Years Cost** \$0

**Description:**  
Bridge Replacement

**Limits:**  
North of WV 9

**L RTP Relationship:**  
System Preservation



**2019 - 2022 Transportation Improvement Program****Bakerton Road Bridge**

(Funding in Thousands)

**Advanced Construction - State**

| Phase           | Prior<br>Funds | FY 2019<br>Funds | FY 2020<br>Funds | FY 2021<br>Funds | FY 2022<br>Funds | FY 2023<br>Funds | FY 2024<br>Funds | Future<br>Funds | Total Four-Year<br>Funding<br>Request |
|-----------------|----------------|------------------|------------------|------------------|------------------|------------------|------------------|-----------------|---------------------------------------|
| ENG             | \$0            | \$0              | \$0              | \$0              | \$0              | \$0              | \$0              | \$0             | \$0                                   |
| ROW             | \$0            | \$0              | \$0              | \$0              | \$0              | \$0              | \$0              | \$0             | \$0                                   |
| CON             | \$0            | \$0              | \$1000           | \$0              | \$0              | \$0              | \$0              | \$0             | \$1,000                               |
| Transit         | \$0            | \$0              | \$0              | \$0              | \$0              | \$0              | \$0              | \$0             | \$0                                   |
| MPO             | \$0            | \$0              | \$0              | \$0              | \$0              | \$0              | \$0              | \$0             | \$0                                   |
| <b>Subtotal</b> | <b>\$0</b>     | <b>\$0</b>       | <b>\$1000</b>    | <b>\$0</b>       | <b>\$0</b>       | <b>\$0</b>       | <b>\$0</b>       | <b>\$0</b>      | <b>\$1,000</b>                        |



## 2019 - 2022 Transportation Improvement Program

### Bakerton Road Bridge

(Funding in Thousands)

#### State Funding - West Virginia

| Phase           | Prior Funds | FY 2019 Funds | FY 2020 Funds | FY 2021 Funds | FY 2022 Funds | FY 2023 Funds | FY 2024 Funds | Future Funds | Total Four-Year Funding Request |
|-----------------|-------------|---------------|---------------|---------------|---------------|---------------|---------------|--------------|---------------------------------|
| ENG             | \$0         | \$0           | \$0           | \$0           | \$0           | \$0           | \$0           | \$0          | \$0                             |
| ROW             | \$0         | \$0           | \$0           | \$0           | \$0           | \$0           | \$0           | \$0          | \$0                             |
| CON             | \$0         | \$0           | \$250         | \$0           | \$0           | \$0           | \$0           | \$0          | \$250                           |
| Transit         | \$0         | \$0           | \$0           | \$0           | \$0           | \$0           | \$0           | \$0          | \$0                             |
| MPO             | \$0         | \$0           | \$0           | \$0           | \$0           | \$0           | \$0           | \$0          | \$0                             |
| <b>Subtotal</b> | <b>\$0</b>  | <b>\$0</b>    | <b>\$250</b>  | <b>\$0</b>    | <b>\$0</b>    | <b>\$0</b>    | <b>\$0</b>    | <b>\$0</b>   | <b>\$250</b>                    |
| <b>Total</b>    | <b>\$0</b>  | <b>\$0</b>    | <b>\$1250</b> | <b>\$0</b>    | <b>\$0</b>    | <b>\$0</b>    | <b>\$0</b>    | <b>\$0</b>   | <b>\$1,250</b>                  |





## Ranson 5th Ave Complete Street

|                         |                  |                          |                  |
|-------------------------|------------------|--------------------------|------------------|
| <b>MPO ID</b>           | J2017-01         | <b>Project Category</b>  | TIP              |
| <b>Resp. Agency</b>     | WV DOT           | <b>Functional Class</b>  | NA               |
| <b>Project Category</b> | Roadways         | <b>County</b>            | Jefferson County |
| <b>State</b>            | West Virginia    | <b>Est. Total Cost</b>   | \$249            |
| <b>CIP or CTP ID(s)</b> | TAP-2016(303)DTC | <b>Prior Years Cost</b>  | \$0              |
|                         |                  | <b>Future Years Cost</b> | \$0              |

**Description:**

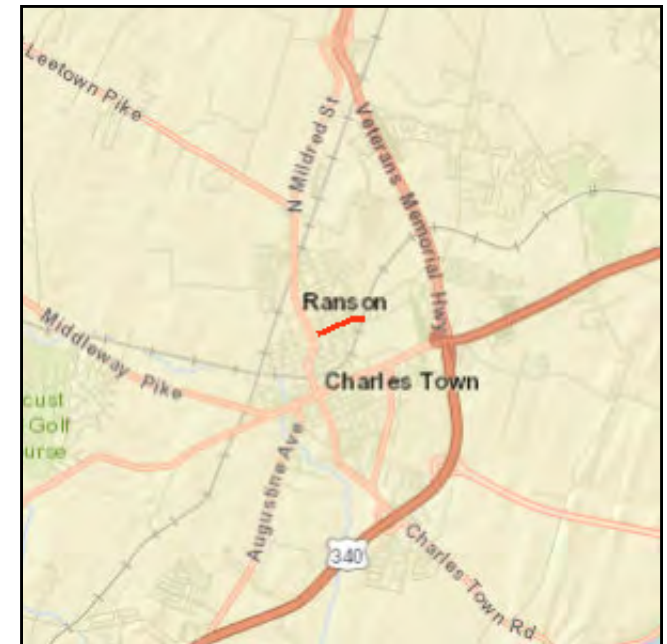
Sidewalk construction, on-street parking improvements, pedestrian accessibility

**Limits:**

5th Avenue

**LRTP Relationship:**

Bicycle and Pedestrian Element



**2019 - 2022 Transportation Improvement Program****Ranson 5th Ave Complete Street**

(Funding in Thousands)

**Transportation Alternatives Program**

| <b>Phase</b>    | <b>Prior<br/>Funds</b> | <b>FY 2019<br/>Funds</b> | <b>FY 2020<br/>Funds</b> | <b>FY 2021<br/>Funds</b> | <b>FY 2022<br/>Funds</b> | <b>FY 2023<br/>Funds</b> | <b>FY 2024<br/>Funds</b> | <b>Future<br/>Funds</b> | <b>Total Four-Year<br/>Funding<br/>Request</b> |
|-----------------|------------------------|--------------------------|--------------------------|--------------------------|--------------------------|--------------------------|--------------------------|-------------------------|--|
| ENG             | \$0                    | \$0                      | \$62                     | \$0                      | \$0                      | \$0                      | \$0                      | \$0                     | \$62   |
| ROW             | \$0                    | \$0                      | \$0                      | \$0                      | \$0                      | \$0                      | \$0                      | \$0                     | \$0  |
| CON             | \$0                    | \$0                      | \$150                    | \$0                      | \$0                      | \$0                      | \$0                      | \$0                     | \$150  |
| Transit         | \$0                    | \$0                      | \$0                      | \$0                      | \$0                      | \$0                      | \$0                      | \$0                     | \$0  |
| MPO             | \$0                    | \$0                      | \$0                      | \$0                      | \$0                      | \$0                      | \$0                      | \$0                     | \$0  |
| <b>Subtotal</b> | <b>\$0</b>             | <b>\$0</b>               | <b>\$212</b>             | <b>\$0</b>               | <b>\$0</b>               | <b>\$0</b>               | <b>\$0</b>               | <b>\$0</b>              | <b>\$212</b>                                   |



## 2019 - 2022 Transportation Improvement Program

## Ranson 5th Ave Complete Street

(Funding in Thousands)

## State Funding - West Virginia

| Phase           | Prior Funds | FY 2019 Funds | FY 2020 Funds | FY 2021 Funds | FY 2022 Funds | FY 2023 Funds | FY 2024 Funds | Future Funds | Total Four-Year Funding Request |
|-----------------|-------------|---------------|---------------|---------------|---------------|---------------|---------------|--------------|---------------------------------|
| ENG             | \$0         | \$0           | \$0           | \$0           | \$0           | \$0           | \$0           | \$0          | \$0                             |
| ROW             | \$0         | \$0           | \$0           | \$0           | \$0           | \$0           | \$0           | \$0          | \$0                             |
| CON             | \$0         | \$0           | \$37          | \$0           | \$0           | \$0           | \$0           | \$0          | \$37                            |
| Transit         | \$0         | \$0           | \$0           | \$0           | \$0           | \$0           | \$0           | \$0          | \$0                             |
| MPO             | \$0         | \$0           | \$0           | \$0           | \$0           | \$0           | \$0           | \$0          | \$0                             |
| <b>Subtotal</b> | <b>\$0</b>  | <b>\$0</b>    | <b>\$37</b>   | <b>\$0</b>    | <b>\$0</b>    | <b>\$0</b>    | <b>\$0</b>    | <b>\$0</b>   | <b>\$37</b>                     |
| <b>Total</b>    | <b>\$0</b>  | <b>\$0</b>    | <b>\$249</b>  | <b>\$0</b>    | <b>\$0</b>    | <b>\$0</b>    | <b>\$0</b>    | <b>\$0</b>   | <b>\$249</b>                    |



WV DOT

## 2019 - 2022 Transportation Improvement Program

Roadways

### Harpers Ferry High St

**MPO ID** J2017-03  
**Resp. Agency** WV DOT  
**Project Category** Roadways  
**State** West Virginia  
**CIP or CTP ID(s)** TAP-2018(210)D

**Project Category** TIP  
**Functional Class** NA  
**County** Jefferson County  
**Est. Total Cost** \$480  
**Prior Years Cost** \$0  
**Future Years Cost** \$0

**Description:**

Design and Construct Sidewalks

**Limits:**

High Street

**L RTP Relationship:**

Bicycle and Pedestrian Element



**2019 - 2022 Transportation Improvement Program****Harpers Ferry High St**

(Funding in Thousands)

**Transportation Alternatives Program**

| <b>Phase</b>    | <b>Prior<br/>Funds</b> | <b>FY 2019<br/>Funds</b> | <b>FY 2020<br/>Funds</b> | <b>FY 2021<br/>Funds</b> | <b>FY 2022<br/>Funds</b> | <b>FY 2023<br/>Funds</b> | <b>FY 2024<br/>Funds</b> | <b>Future<br/>Funds</b> | <b>Total Four-Year<br/>Funding<br/>Request</b> |
|-----------------|------------------------|--------------------------|--------------------------|--------------------------|--------------------------|--------------------------|--------------------------|-------------------------|--|
| ENG             | \$0                    | \$80                     | \$0                      | \$0                      | \$0                      | \$0                      | \$0                      | \$0                     | \$80   |
| ROW             | \$0                    | \$0                      | \$0                      | \$0                      | \$0                      | \$0                      | \$0                      | \$0                     | \$0  |
| CON             | \$0                    | \$0                      | \$320                    | \$0                      | \$0                      | \$0                      | \$0                      | \$0                     | \$320  |
| Transit         | \$0                    | \$0                      | \$0                      | \$0                      | \$0                      | \$0                      | \$0                      | \$0                     | \$0  |
| MPO             | \$0                    | \$0                      | \$0                      | \$0                      | \$0                      | \$0                      | \$0                      | \$0                     | \$0  |
| <b>Subtotal</b> | <b>\$0</b>             | <b>\$80</b>              | <b>\$320</b>             | <b>\$0</b>               | <b>\$0</b>               | <b>\$0</b>               | <b>\$0</b>               | <b>\$0</b>              | <b>\$400</b>                                   |



## 2019 - 2022 Transportation Improvement Program

## Harpers Ferry High St

(Funding in Thousands)

## State Funding - West Virginia

| Phase           | Prior Funds | FY 2019 Funds | FY 2020 Funds | FY 2021 Funds | FY 2022 Funds | FY 2023 Funds | FY 2024 Funds | Future Funds | Total Four-Year Funding Request |
|-----------------|-------------|---------------|---------------|---------------|---------------|---------------|---------------|--------------|---------------------------------|
| ENG             | \$0         | \$0           | \$0           | \$0           | \$0           | \$0           | \$0           | \$0          | \$0                             |
| ROW             | \$0         | \$0           | \$0           | \$0           | \$0           | \$0           | \$0           | \$0          | \$0                             |
| CON             | \$0         | \$0           | \$80          | \$0           | \$0           | \$0           | \$0           | \$0          | \$80                            |
| Transit         | \$0         | \$0           | \$0           | \$0           | \$0           | \$0           | \$0           | \$0          | \$0                             |
| MPO             | \$0         | \$0           | \$0           | \$0           | \$0           | \$0           | \$0           | \$0          | \$0                             |
| <b>Subtotal</b> | <b>\$0</b>  | <b>\$0</b>    | <b>\$80</b>   | <b>\$0</b>    | <b>\$0</b>    | <b>\$0</b>    | <b>\$0</b>    | <b>\$0</b>   | <b>\$80</b>                     |
| <b>Total</b>    | <b>\$0</b>  | <b>\$80</b>   | <b>\$400</b>  | <b>\$0</b>    | <b>\$0</b>    | <b>\$0</b>    | <b>\$0</b>    | <b>\$0</b>   | <b>\$480</b>                    |

**Maintenance & System Preservation - Bridge Program**

|                         |               |                          |                  |
|-------------------------|---------------|--------------------------|------------------|
| <b>MPO ID</b>           | J2019-01      | <b>Project Category</b>  | TIP              |
| <b>Resp. Agency</b>     | WV DOT        | <b>Functional Class</b>  | NA               |
| <b>Project Category</b> | Roadways      | <b>County</b>            | Jefferson County |
| <b>State</b>            | West Virginia | <b>Est. Total Cost</b>   | \$0              |
| <b>CIP or CTP ID(s)</b> | n/a           | <b>Prior Years Cost</b>  | \$0              |
|                         |               | <b>Future Years Cost</b> | \$0              |

**Description:**

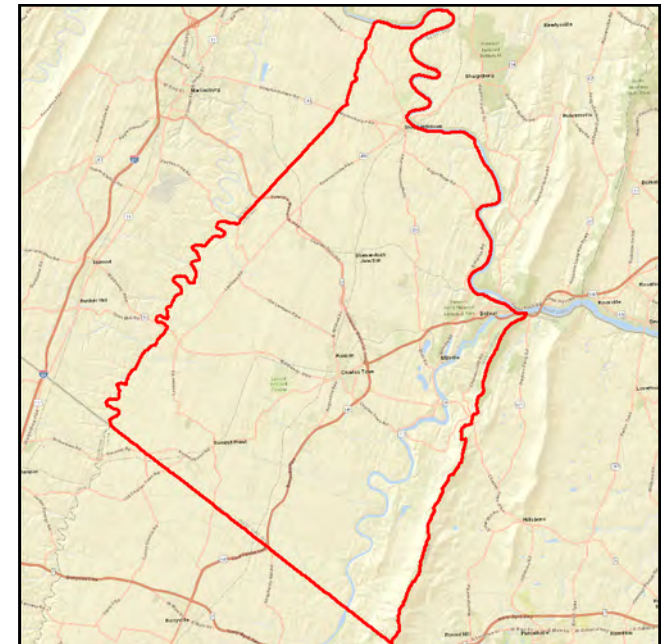
Bridge maintenance, rehabilitation, and replacement; inspections - such as bridge overlays/sealing, clean and paint, deck expansion joints

**Limits:**

Areawide

**LRTP Relationship:**

System Preservation





## 2019 - 2022 Transportation Improvement Program

## Maintenance &amp; System Preservation - Bridge Program

(Funding in Thousands)

## Advanced Construction - State

| Phase           | Prior Funds | FY 2019 Funds | FY 2020 Funds | FY 2021 Funds | FY 2022 Funds | FY 2023 Funds | FY 2024 Funds | Future Funds | Total Four-Year Funding Request |
|-----------------|-------------|---------------|---------------|---------------|---------------|---------------|---------------|--------------|---------------------------------|
| ENG             | \$0         | \$0           | \$0           | \$0           | \$0           | \$0           | \$0           | \$0          | \$0                             |
| ROW             | \$0         | \$0           | \$0           | \$0           | \$0           | \$0           | \$0           | \$0          | \$0                             |
| CON             | \$0         | \$0           | \$0           | \$0           | \$0           | \$0           | \$0           | \$0          | \$0                             |
| Transit         | \$0         | \$0           | \$0           | \$0           | \$0           | \$0           | \$0           | \$0          | \$0                             |
| MPO             | \$0         | \$0           | \$0           | \$0           | \$0           | \$0           | \$0           | \$0          | \$0                             |
| <b>Subtotal</b> | <b>\$0</b>  | <b>\$0</b>    | <b>\$0</b>    | <b>\$0</b>    | <b>\$0</b>    | <b>\$0</b>    | <b>\$0</b>    | <b>\$0</b>   | <b>\$0</b>                      |
| <b>Total</b>    | <b>\$0</b>  | <b>\$0</b>    | <b>\$0</b>    | <b>\$0</b>    | <b>\$0</b>    | <b>\$0</b>    | <b>\$0</b>    | <b>\$0</b>   | <b>\$0</b>                      |





## Shenandoah River Bridge

**MPO ID** J2019-01.02  
**Resp. Agency** WV DOT  
**Project Category** Roadways  
**State** West Virginia  
**CIP or CTP ID(s)** NHPP-0009(253)D

**Project Category** TIP  
**Functional Class**  
**County** Jefferson County  
**Est. Total Cost** \$550  
**Prior Years Cost** \$0  
**Future Years Cost** \$0

**Description:**

6-year Bridge Inspection

**Limits:**

Shenandoah River Bridge

**LRTP Relationship:**

System Preservation



**2019 - 2022 Transportation Improvement Program****Shenandoah River Bridge**

(Funding in Thousands)

**National Highway Performance Program**

| Phase           | Prior Funds | FY 2019 Funds | FY 2020 Funds | FY 2021 Funds | FY 2022 Funds | FY 2023 Funds | FY 2024 Funds | Future Funds | Total Four-Year Funding Request |
|-----------------|-------------|---------------|---------------|---------------|---------------|---------------|---------------|--------------|---------------------------------|
| ENG             | \$0         | \$0           | \$440         | \$0           | \$0           | \$0           | \$0           | \$0          | \$440                           |
| ROW             | \$0         | \$0           | \$0           | \$0           | \$0           | \$0           | \$0           | \$0          | \$0                             |
| CON             | \$0         | \$0           | \$0           | \$0           | \$0           | \$0           | \$0           | \$0          | \$0                             |
| Transit         | \$0         | \$0           | \$0           | \$0           | \$0           | \$0           | \$0           | \$0          | \$0                             |
| MPO             | \$0         | \$0           | \$0           | \$0           | \$0           | \$0           | \$0           | \$0          | \$0                             |
| <b>Subtotal</b> | <b>\$0</b>  | <b>\$0</b>    | <b>\$440</b>  | <b>\$0</b>    | <b>\$0</b>    | <b>\$0</b>    | <b>\$0</b>    | <b>\$0</b>   | <b>\$440</b>                    |



## 2019 - 2022 Transportation Improvement Program

## Shenandoah River Bridge

(Funding in Thousands)

## State Funding - West Virginia

| Phase           | Prior Funds | FY 2019 Funds | FY 2020 Funds | FY 2021 Funds | FY 2022 Funds | FY 2023 Funds | FY 2024 Funds | Future Funds | Total Four-Year Funding Request |
|-----------------|-------------|---------------|---------------|---------------|---------------|---------------|---------------|--------------|---------------------------------|
| ENG             | \$0         | \$0           | \$110         | \$0           | \$0           | \$0           | \$0           | \$0          | \$110                           |
| ROW             | \$0         | \$0           | \$0           | \$0           | \$0           | \$0           | \$0           | \$0          | \$0                             |
| CON             | \$0         | \$0           | \$0           | \$0           | \$0           | \$0           | \$0           | \$0          | \$0                             |
| Transit         | \$0         | \$0           | \$0           | \$0           | \$0           | \$0           | \$0           | \$0          | \$0                             |
| MPO             | \$0         | \$0           | \$0           | \$0           | \$0           | \$0           | \$0           | \$0          | \$0                             |
| <b>Subtotal</b> | <b>\$0</b>  | <b>\$0</b>    | <b>\$110</b>  | <b>\$0</b>    | <b>\$0</b>    | <b>\$0</b>    | <b>\$0</b>    | <b>\$0</b>   | <b>\$110</b>                    |
| <b>Total</b>    | <b>\$0</b>  | <b>\$0</b>    | <b>\$550</b>  | <b>\$0</b>    | <b>\$0</b>    | <b>\$0</b>    | <b>\$0</b>    | <b>\$0</b>   | <b>\$550</b>                    |

**Maintenance & System Preservation - Pavement**

**MPO ID** J2019-02  
**Resp. Agency** WV DOT  
**Project Category** Roadways  
**State** West Virginia  
**CIP or CTP ID(s)** n/a

**Project Category** TIP  
**Functional Class** NA  
**County** Jefferson County  
**Est. Total Cost** \$0  
**Prior Years Cost** \$0  
**Future Years Cost** \$0

**Description:**

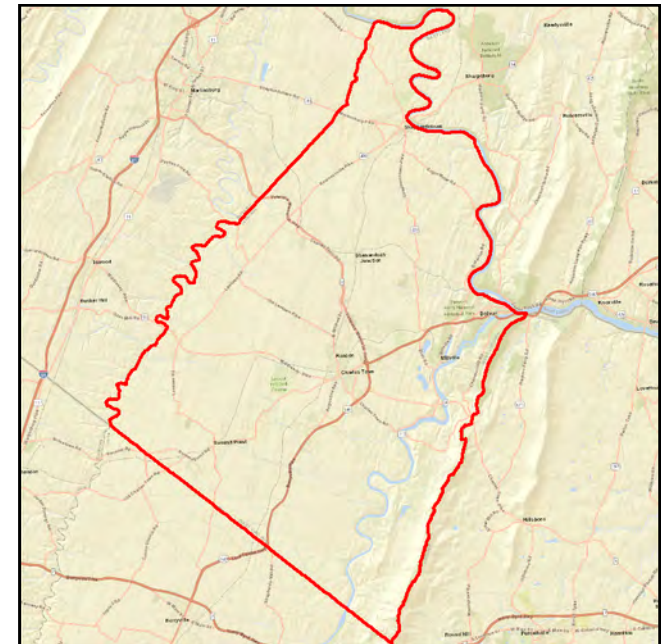
Pavement maintenance, rehabilitation and reconstruction, resurfacing

**Limits:**

Areawide

**LRTP Relationship:**

System Preservation





## 2019 - 2022 Transportation Improvement Program

## Maintenance &amp; System Preservation - Pavement

(Funding in Thousands)

## Advanced Construction - State

| Phase           | Prior Funds | FY 2019 Funds | FY 2020 Funds | FY 2021 Funds | FY 2022 Funds | FY 2023 Funds | FY 2024 Funds | Future Funds | Total Four-Year Funding Request |
|-----------------|-------------|---------------|---------------|---------------|---------------|---------------|---------------|--------------|---------------------------------|
| ENG             | \$0         | \$0           | \$0           | \$0           | \$0           | \$0           | \$0           | \$0          | \$0                             |
| ROW             | \$0         | \$0           | \$0           | \$0           | \$0           | \$0           | \$0           | \$0          | \$0                             |
| CON             | \$0         | \$0           | \$0           | \$0           | \$0           | \$0           | \$0           | \$0          | \$0                             |
| Transit         | \$0         | \$0           | \$0           | \$0           | \$0           | \$0           | \$0           | \$0          | \$0                             |
| MPO             | \$0         | \$0           | \$0           | \$0           | \$0           | \$0           | \$0           | \$0          | \$0                             |
| <b>Subtotal</b> | <b>\$0</b>  | <b>\$0</b>    | <b>\$0</b>    | <b>\$0</b>    | <b>\$0</b>    | <b>\$0</b>    | <b>\$0</b>    | <b>\$0</b>   | <b>\$0</b>                      |
| <b>Total</b>    | <b>\$0</b>  | <b>\$0</b>    | <b>\$0</b>    | <b>\$0</b>    | <b>\$0</b>    | <b>\$0</b>    | <b>\$0</b>    | <b>\$0</b>   | <b>\$0</b>                      |

**Maintenance & System Preservation - Other**

**MPO ID** J2019-03  
**Resp. Agency** WV DOT  
**Project Category** Roadways  
**State** West Virginia  
**CIP or CTP ID(s)** n/a

**Project Category** TIP  
**Functional Class** NA  
**County** Jefferson County  
**Est. Total Cost** \$0  
**Prior Years Cost** \$0  
**Future Years Cost** \$0

**Description:**

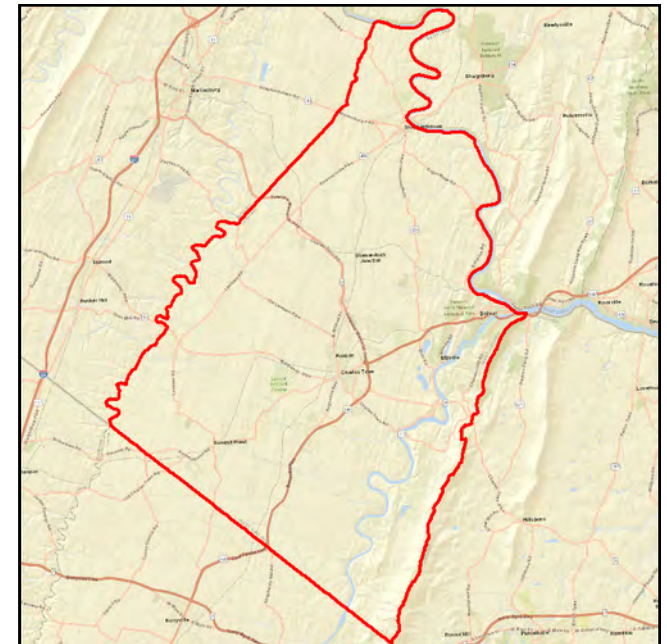
Other maintenance, rehabilitation, and replacement (non-pavement) items such as lighting, guardrail, retaining walls, slides, signal and sign renovation and/or replacements

**Limits:**

Areawide

**LRTP Relationship:**

System Preservation





## 2019 - 2022 Transportation Improvement Program

## Maintenance &amp; System Preservation - Other

(Funding in Thousands)

## National Highway Performance Program

| Phase           | Prior Funds | FY 2019 Funds | FY 2020 Funds | FY 2021 Funds | FY 2022 Funds | FY 2023 Funds | FY 2024 Funds | Future Funds | Total Four-Year Funding Request |
|-----------------|-------------|---------------|---------------|---------------|---------------|---------------|---------------|--------------|---------------------------------|
| ENG             | \$0         | \$0           | \$0           | \$0           | \$0           | \$0           | \$0           | \$0          | \$0                             |
| ROW             | \$0         | \$0           | \$0           | \$0           | \$0           | \$0           | \$0           | \$0          | \$0                             |
| CON             | \$0         | \$0           | \$0           | \$0           | \$0           | \$0           | \$0           | \$0          | \$0                             |
| Transit         | \$0         | \$0           | \$0           | \$0           | \$0           | \$0           | \$0           | \$0          | \$0                             |
| MPO             | \$0         | \$0           | \$0           | \$0           | \$0           | \$0           | \$0           | \$0          | \$0                             |
| <b>Subtotal</b> | <b>\$0</b>  | <b>\$0</b>    | <b>\$0</b>    | <b>\$0</b>    | <b>\$0</b>    | <b>\$0</b>    | <b>\$0</b>    | <b>\$0</b>   | <b>\$0</b>                      |
| <b>Total</b>    | <b>\$0</b>  | <b>\$0</b>    | <b>\$0</b>    | <b>\$0</b>    | <b>\$0</b>    | <b>\$0</b>    | <b>\$0</b>    | <b>\$0</b>   | <b>\$0</b>                      |



## Ranson +3 Railroad Crossings

**MPO ID** J2019-03.01  
**Resp. Agency** WV DOT  
**Project Category** Roadways  
**State** West Virginia  
**CIP or CTP ID(s)** RHCH-0929(001)D

**Project Category** TIP  
**Functional Class**  
**County** Jefferson County  
**Est. Total Cost** \$180  
**Prior Years Cost** \$0  
**Future Years Cost** \$0

**Description:**

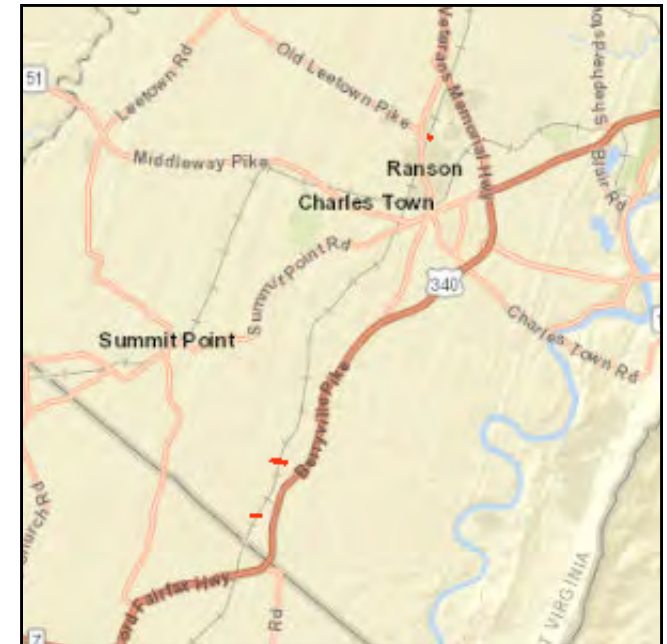
Upgrade signals to LED

**Limits:**

Project consists of four RR crossings: CR9/29, CR9/2, WV230, CR19 and CR340/1

**LRTP Relationship:**

System Preservation







## 2019 - 2022 Transportation Improvement Program

## Ranson +3 Railroad Crossings

(Funding in Thousands)

## Railroad Crossings

| Phase           | Prior Funds | FY 2019 Funds | FY 2020 Funds | FY 2021 Funds | FY 2022 Funds | FY 2023 Funds | FY 2024 Funds | Future Funds | Total Four-Year Funding Request |
|-----------------|-------------|---------------|---------------|---------------|---------------|---------------|---------------|--------------|---------------------------------|
| ENG             | \$0         | \$0           | \$0           | \$0           | \$0           | \$0           | \$0           | \$0          | \$0                             |
| ROW             | \$0         | \$0           | \$0           | \$0           | \$0           | \$0           | \$0           | \$0          | \$0                             |
| CON             | \$0         | \$162         | \$0           | \$0           | \$0           | \$0           | \$0           | \$0          | \$162                           |
| Transit         | \$0         | \$0           | \$0           | \$0           | \$0           | \$0           | \$0           | \$0          | \$0                             |
| MPO             | \$0         | \$0           | \$0           | \$0           | \$0           | \$0           | \$0           | \$0          | \$0                             |
| <b>Subtotal</b> | <b>\$0</b>  | <b>\$162</b>  | <b>\$0</b>    | <b>\$0</b>    | <b>\$0</b>    | <b>\$0</b>    | <b>\$0</b>    | <b>\$0</b>   | <b>\$162</b>                    |



## 2019 - 2022 Transportation Improvement Program

### Ranson +3 Railroad Crossings

(Funding in Thousands)

#### State Funding - West Virginia

| Phase           | Prior Funds | FY 2019 Funds | FY 2020 Funds | FY 2021 Funds | FY 2022 Funds | FY 2023 Funds | FY 2024 Funds | Future Funds | Total Four-Year Funding Request |
|-----------------|-------------|---------------|---------------|---------------|---------------|---------------|---------------|--------------|---------------------------------|
| ENG             | \$0         | \$0           | \$0           | \$0           | \$0           | \$0           | \$0           | \$0          | \$0                             |
| ROW             | \$0         | \$0           | \$0           | \$0           | \$0           | \$0           | \$0           | \$0          | \$0                             |
| CON             | \$0         | \$18          | \$0           | \$0           | \$0           | \$0           | \$0           | \$0          | \$18                            |
| Transit         | \$0         | \$0           | \$0           | \$0           | \$0           | \$0           | \$0           | \$0          | \$0                             |
| MPO             | \$0         | \$0           | \$0           | \$0           | \$0           | \$0           | \$0           | \$0          | \$0                             |
| <b>Subtotal</b> | <b>\$0</b>  | <b>\$18</b>   | <b>\$0</b>    | <b>\$0</b>    | <b>\$0</b>    | <b>\$0</b>    | <b>\$0</b>    | <b>\$0</b>   | <b>\$18</b>                     |
| <b>Total</b>    | <b>\$0</b>  | <b>\$180</b>  | <b>\$0</b>    | <b>\$0</b>    | <b>\$0</b>    | <b>\$0</b>    | <b>\$0</b>    | <b>\$0</b>   | <b>\$180</b>                    |



## Shepherdstown +5 Railroad Crossings

**MPO ID** J2019-03.02

**Resp. Agency** WV DOT

**Project Category** Roadways

**State** West Virginia

**CIP or CTP ID(s)** RHPD-0020(???)D

**Description:**

Upgrade signals to LED

**Project Category** TIP

**Functional Class**

**County** Jefferson County

**Est. Total Cost** \$270

**Prior Years Cost** \$0

**Future Years Cost** \$0

**Limits:**

Project consists of six RR crossings: CR20, CR17/1, WV230, East High Street, CR16/5 and CR16/1

**L RTP Relationship:**

System Preservation





## 2019 - 2022 Transportation Improvement Program

## Shepherdstown +5 Railroad Crossings

(Funding in Thousands)

## Railroad Crossings

| Phase           | Prior Funds | FY 2019 Funds | FY 2020 Funds | FY 2021 Funds | FY 2022 Funds | FY 2023 Funds | FY 2024 Funds | Future Funds | Total Four-Year Funding Request |
|-----------------|-------------|---------------|---------------|---------------|---------------|---------------|---------------|--------------|---------------------------------|
| ENG             | \$0         | \$0           | \$0           | \$0           | \$0           | \$0           | \$0           | \$0          | \$0                             |
| ROW             | \$0         | \$0           | \$0           | \$0           | \$0           | \$0           | \$0           | \$0          | \$0                             |
| CON             | \$0         | \$243         | \$0           | \$0           | \$0           | \$0           | \$0           | \$0          | \$243                           |
| Transit         | \$0         | \$0           | \$0           | \$0           | \$0           | \$0           | \$0           | \$0          | \$0                             |
| MPO             | \$0         | \$0           | \$0           | \$0           | \$0           | \$0           | \$0           | \$0          | \$0                             |
| <b>Subtotal</b> | <b>\$0</b>  | <b>\$243</b>  | <b>\$0</b>    | <b>\$0</b>    | <b>\$0</b>    | <b>\$0</b>    | <b>\$0</b>    | <b>\$0</b>   | <b>\$243</b>                    |



## 2019 - 2022 Transportation Improvement Program

### Shepherdstown +5 Railroad Crossings

(Funding in Thousands)

#### State Funding - West Virginia

| Phase           | Prior Funds | FY 2019 Funds | FY 2020 Funds | FY 2021 Funds | FY 2022 Funds | FY 2023 Funds | FY 2024 Funds | Future Funds | Total Four-Year Funding Request |
|-----------------|-------------|---------------|---------------|---------------|---------------|---------------|---------------|--------------|---------------------------------|
| ENG             | \$0         | \$0           | \$0           | \$0           | \$0           | \$0           | \$0           | \$0          | \$0                             |
| ROW             | \$0         | \$0           | \$0           | \$0           | \$0           | \$0           | \$0           | \$0          | \$0                             |
| CON             | \$0         | \$27          | \$0           | \$0           | \$0           | \$0           | \$0           | \$0          | \$27                            |
| Transit         | \$0         | \$0           | \$0           | \$0           | \$0           | \$0           | \$0           | \$0          | \$0                             |
| MPO             | \$0         | \$0           | \$0           | \$0           | \$0           | \$0           | \$0           | \$0          | \$0                             |
| <b>Subtotal</b> | <b>\$0</b>  | <b>\$27</b>   | <b>\$0</b>    | <b>\$0</b>    | <b>\$0</b>    | <b>\$0</b>    | <b>\$0</b>    | <b>\$0</b>   | <b>\$27</b>                     |
| <b>Total</b>    | <b>\$0</b>  | <b>\$270</b>  | <b>\$0</b>    | <b>\$0</b>    | <b>\$0</b>    | <b>\$0</b>    | <b>\$0</b>    | <b>\$0</b>   | <b>\$270</b>                    |

**Operational Improvements - Miscellaneous**

|                         |               |                          |                  |
|-------------------------|---------------|--------------------------|------------------|
| <b>MPO ID</b>           | J2019-04      | <b>Project Category</b>  | TIP              |
| <b>Resp. Agency</b>     | WV DOT        | <b>Functional Class</b>  | NA               |
| <b>Project Category</b> | Roadways      | <b>County</b>            | Jefferson County |
| <b>State</b>            | West Virginia | <b>Est. Total Cost</b>   | \$0              |
| <b>CIP or CTP ID(s)</b> | n/a           | <b>Prior Years Cost</b>  | \$0              |
|                         |               | <b>Future Years Cost</b> | \$0              |

**Description:**

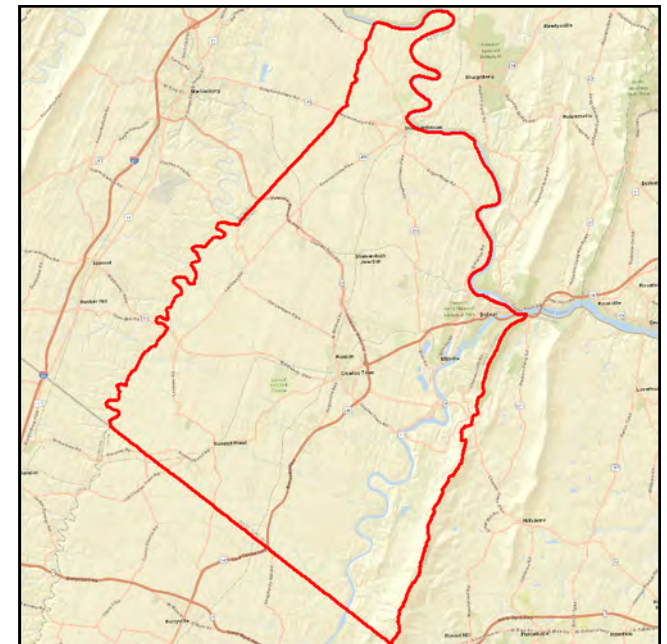
Localized mobility; striping and signing; lighting, signals, signage, non-capacity adding work

**Limits:**

Areawide

**LRTP Relationship:**

System Preservation





## 2019 - 2022 Transportation Improvement Program

## Operational Improvements - Miscellaneous

(Funding in Thousands)

## Highway Safety Improvement Program

| Phase           | Prior Funds | FY 2019 Funds | FY 2020 Funds | FY 2021 Funds | FY 2022 Funds | FY 2023 Funds | FY 2024 Funds | Future Funds | Total Four-Year Funding Request |
|-----------------|-------------|---------------|---------------|---------------|---------------|---------------|---------------|--------------|---------------------------------|
| ENG             | \$0         | \$0           | \$0           | \$0           | \$0           | \$0           | \$0           | \$0          | \$0                             |
| ROW             | \$0         | \$0           | \$0           | \$0           | \$0           | \$0           | \$0           | \$0          | \$0                             |
| CON             | \$0         | \$0           | \$0           | \$0           | \$0           | \$0           | \$0           | \$0          | \$0                             |
| Transit         | \$0         | \$0           | \$0           | \$0           | \$0           | \$0           | \$0           | \$0          | \$0                             |
| MPO             | \$0         | \$0           | \$0           | \$0           | \$0           | \$0           | \$0           | \$0          | \$0                             |
| <b>Subtotal</b> | <b>\$0</b>  | <b>\$0</b>    | <b>\$0</b>    | <b>\$0</b>    | <b>\$0</b>    | <b>\$0</b>    | <b>\$0</b>    | <b>\$0</b>   | <b>\$0</b>                      |
| <b>Total</b>    | <b>\$0</b>  | <b>\$0</b>    | <b>\$0</b>    | <b>\$0</b>    | <b>\$0</b>    | <b>\$0</b>    | <b>\$0</b>    | <b>\$0</b>   | <b>\$0</b>                      |

**Bike & Pedestrian & Community Development**

|                         |               |                          |                  |
|-------------------------|---------------|--------------------------|------------------|
| <b>MPO ID</b>           | J2019-05      | <b>Project Category</b>  | TIP              |
| <b>Resp. Agency</b>     | WV DOT        | <b>Functional Class</b>  | NA               |
| <b>Project Category</b> | Roadways      | <b>County</b>            | Jefferson County |
| <b>State</b>            | West Virginia | <b>Est. Total Cost</b>   | \$0              |
| <b>CIP or CTP ID(s)</b> | n/a           | <b>Prior Years Cost</b>  | \$0              |
|                         |               | <b>Future Years Cost</b> | \$0              |

**Description:**

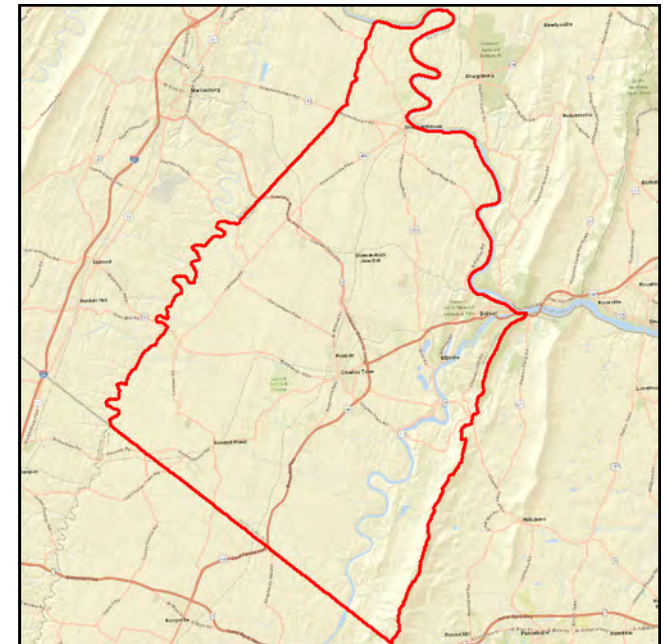
Non-traditional transportation projects; non-motorized travel funded with TAP funding and/or RTS funding

**Limits:**

Areawide

**LRTP Relationship:**

Bicycle and Pedestrian Element





**2019 - 2022 Transportation Improvement Program****Bike & Pedestrian & Community Development**

(Funding in Thousands)

**Transportation Alternatives Program**

| <b>Phase</b>    | <b>Prior<br/>Funds</b> | <b>FY 2019<br/>Funds</b> | <b>FY 2020<br/>Funds</b> | <b>FY 2021<br/>Funds</b> | <b>FY 2022<br/>Funds</b> | <b>FY 2023<br/>Funds</b> | <b>FY 2024<br/>Funds</b> | <b>Future<br/>Funds</b> | <b>Total Four-Year<br/>Funding<br/>Request</b> |
|-----------------|------------------------|--------------------------|--------------------------|--------------------------|--------------------------|--------------------------|--------------------------|-------------------------|--|
| ENG             | \$0                    | \$0                      | \$0                      | \$0                      | \$0                      | \$0                      | \$0                      | \$0                     | \$0  |
| ROW             | \$0                    | \$0                      | \$0                      | \$0                      | \$0                      | \$0                      | \$0                      | \$0                     | \$0  |
| CON             | \$0                    | \$0                      | \$0                      | \$0                      | \$0                      | \$0                      | \$0                      | \$0                     | \$0  |
| Transit         | \$0                    | \$0                      | \$0                      | \$0                      | \$0                      | \$0                      | \$0                      | \$0                     | \$0  |
| MPO             | \$0                    | \$0                      | \$0                      | \$0                      | \$0                      | \$0                      | \$0                      | \$0                     | \$0  |
| <b>Subtotal</b> | <b>\$0</b>             | <b>\$0</b>               | <b>\$0</b>               | <b>\$0</b>               | <b>\$0</b>               | <b>\$0</b>               | <b>\$0</b>               | <b>\$0</b>              | <b>\$0</b>                                     |
| <b>Total</b>    | <b>\$0</b>             | <b>\$0</b>               | <b>\$0</b>               | <b>\$0</b>               | <b>\$0</b>               | <b>\$0</b>               | <b>\$0</b>               | <b>\$0</b>              | <b>\$0</b>                                     |



## Charles Town Augustine Ave

**MPO ID** J2019-05.03  
**Resp. Agency** WV DOT  
**Project Category** Roadways  
**State** West Virginia  
**CIP or CTP ID(s)** TAP-2017(186)DTC

**Project Category** TIP  
**Functional Class**  
**County** Jefferson County  
**Est. Total Cost** \$120  
**Prior Years Cost** \$0  
**Future Years Cost** \$0

**Description:**

Design and plan a shared bike/pedestrian path

**Limits:**

Augustine Ave, from Charles Towers Apartments south to Huyett Road/US 340

**LRTP Relationship:**

Bicycle and Pedestrian Element



**2019 - 2022 Transportation Improvement Program****Charles Town Augustine Ave**

(Funding in Thousands)

**Transportation Alternatives Program**

| Phase           | Prior Funds | FY 2019 Funds | FY 2020 Funds | FY 2021 Funds | FY 2022 Funds | FY 2023 Funds | FY 2024 Funds | Future Funds | Total Four-Year Funding Request |
|-----------------|-------------|---------------|---------------|---------------|---------------|---------------|---------------|--------------|---------------------------------|
| ENG             | \$0         | \$0           | \$120         | \$0           | \$0           | \$0           | \$0           | \$0          | \$120                           |
| ROW             | \$0         | \$0           | \$0           | \$0           | \$0           | \$0           | \$0           | \$0          | \$0                             |
| CON             | \$0         | \$0           | \$0           | \$0           | \$0           | \$0           | \$0           | \$0          | \$0                             |
| Transit         | \$0         | \$0           | \$0           | \$0           | \$0           | \$0           | \$0           | \$0          | \$0                             |
| MPO             | \$0         | \$0           | \$0           | \$0           | \$0           | \$0           | \$0           | \$0          | \$0                             |
| <b>Subtotal</b> | <b>\$0</b>  | <b>\$0</b>    | <b>\$120</b>  | <b>\$0</b>    | <b>\$0</b>    | <b>\$0</b>    | <b>\$0</b>    | <b>\$0</b>   | <b>\$120</b>                    |
| <b>Total</b>    | <b>\$0</b>  | <b>\$0</b>    | <b>\$120</b>  | <b>\$0</b>    | <b>\$0</b>    | <b>\$0</b>    | <b>\$0</b>    | <b>\$0</b>   | <b>\$120</b>                    |



## Flowing Springs Park Trail

**MPO ID** J2019-05.04

**Resp. Agency** WV DOT

**Project Category** Roadways

**State** West Virginia

**CIP or CTP ID(s)** FLAP-2018(246)DTC

**Description:**

Design and construct trail

**Project Category** TIP

**Functional Class**

**County**

**Est. Total Cost** \$331

**Prior Years Cost** \$0

**Future Years Cost** \$0

**Limits:**

**LRTP Relationship:**

Bicycle and Pedestrian Element





## 2019 - 2022 Transportation Improvement Program

## Flowing Springs Park Trail

(Funding in Thousands)

## Direct Federal

| Phase           | Prior Funds | FY 2019 Funds | FY 2020 Funds | FY 2021 Funds | FY 2022 Funds | FY 2023 Funds | FY 2024 Funds | Future Funds | Total Four-Year Funding Request |
|-----------------|-------------|---------------|---------------|---------------|---------------|---------------|---------------|--------------|---------------------------------|
| ENG             | \$0         | \$0           | \$80          | \$0           | \$0           | \$0           | \$0           | \$0          | \$80                            |
| ROW             | \$0         | \$0           | \$0           | \$0           | \$0           | \$0           | \$0           | \$0          | \$0                             |
| CON             | \$0         | \$0           | \$251         | \$0           | \$0           | \$0           | \$0           | \$0          | \$251                           |
| Transit         | \$0         | \$0           | \$0           | \$0           | \$0           | \$0           | \$0           | \$0          | \$0                             |
| MPO             | \$0         | \$0           | \$0           | \$0           | \$0           | \$0           | \$0           | \$0          | \$0                             |
| <b>Subtotal</b> | <b>\$0</b>  | <b>\$0</b>    | <b>\$331</b>  | <b>\$0</b>    | <b>\$0</b>    | <b>\$0</b>    | <b>\$0</b>    | <b>\$0</b>   | <b>\$331</b>                    |
| <b>Total</b>    | <b>\$0</b>  | <b>\$0</b>    | <b>\$331</b>  | <b>\$0</b>    | <b>\$0</b>    | <b>\$0</b>    | <b>\$0</b>    | <b>\$0</b>   | <b>\$331</b>                    |



WV DOT

## 2019 - 2022 Transportation Improvement Program

Roadways

### Loudon Heights AT Relocation

**MPO ID** J2019-05.05  
**Resp. Agency** WV DOT  
**Project Category** Roadways  
**State** West Virginia  
**CIP or CTP ID(s)** TAP-2018(241)D

**Project Category** TIP  
**Functional Class**  
**County** Jefferson County  
**Est. Total Cost** \$80  
**Prior Years Cost** \$0  
**Future Years Cost** \$0

**Description:**  
Construct trail

**Limits:**

**LRTP Relationship:**  
Bicycle and Pedestrian Element





## 2019 - 2022 Transportation Improvement Program

### Loudon Heights AT Relocation

(Funding in Thousands)

#### Transportation Alternatives Program

| Phase           | Prior Funds | FY 2019 Funds | FY 2020 Funds | FY 2021 Funds | FY 2022 Funds | FY 2023 Funds | FY 2024 Funds | Future Funds | Total Four-Year Funding Request |
|-----------------|-------------|---------------|---------------|---------------|---------------|---------------|---------------|--------------|---------------------------------|
| ENG             | \$0         | \$0           | \$0           | \$0           | \$0           | \$0           | \$0           | \$0          | \$0                             |
| ROW             | \$0         | \$0           | \$0           | \$0           | \$0           | \$0           | \$0           | \$0          | \$0                             |
| CON             | \$0         | \$0           | \$80          | \$0           | \$0           | \$0           | \$0           | \$0          | \$80                            |
| Transit         | \$0         | \$0           | \$0           | \$0           | \$0           | \$0           | \$0           | \$0          | \$0                             |
| MPO             | \$0         | \$0           | \$0           | \$0           | \$0           | \$0           | \$0           | \$0          | \$0                             |
| <b>Subtotal</b> | <b>\$0</b>  | <b>\$0</b>    | <b>\$80</b>   | <b>\$0</b>    | <b>\$0</b>    | <b>\$0</b>    | <b>\$0</b>    | <b>\$0</b>   | <b>\$80</b>                     |
| <b>Total</b>    | <b>\$0</b>  | <b>\$0</b>    | <b>\$80</b>   | <b>\$0</b>    | <b>\$0</b>    | <b>\$0</b>    | <b>\$0</b>    | <b>\$0</b>   | <b>\$80</b>                     |



## Emergency Relief (ER) Projects

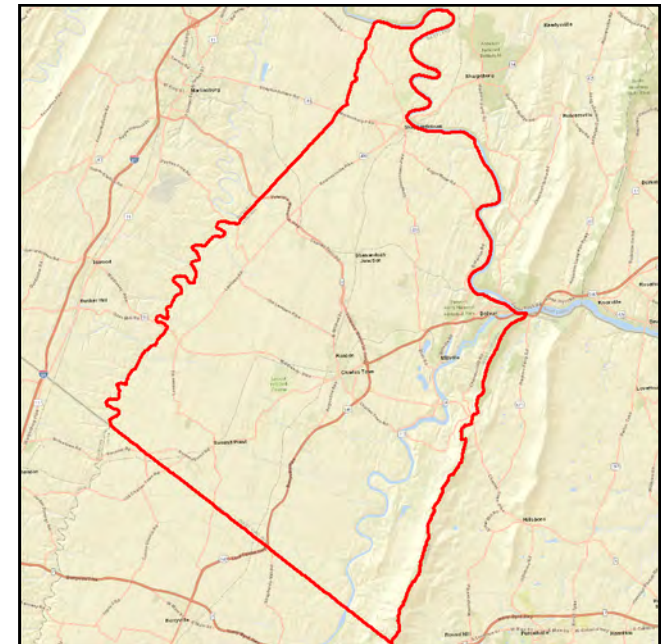
**MPO ID** J2019-06  
**Resp. Agency** WV DOT  
**Project Category** Roadways  
**State** West Virginia  
**CIP or CTP ID(s)** n/a

**Project Category** TIP  
**Functional Class**  
**County** Jefferson County  
**Est. Total Cost** \$0  
**Prior Years Cost** \$0  
**Future Years Cost** \$0

**Description:**  
Emergency projects due to storm events

**Limits:**  
Areawide

**LRTP Relationship:**  
System Preservation







## 2019 - 2022 Transportation Improvement Program

## Emergency Relief (ER) Projects

(Funding in Thousands)

| Phase           | Prior Funds | FY 2019 Funds | FY 2020 Funds | FY 2021 Funds | FY 2022 Funds | FY 2023 Funds | FY 2024 Funds | Future Funds | Total Four-Year Funding Request |
|-----------------|-------------|---------------|---------------|---------------|---------------|---------------|---------------|--------------|---------------------------------|
| ENG             | \$0         | \$0           | \$0           | \$0           | \$0           | \$0           | \$0           | \$0          | \$0                             |
| ROW             | \$0         | \$0           | \$0           | \$0           | \$0           | \$0           | \$0           | \$0          | \$0                             |
| CON             | \$0         | \$0           | \$0           | \$0           | \$0           | \$0           | \$0           | \$0          | \$0                             |
| Transit         | \$0         | \$0           | \$0           | \$0           | \$0           | \$0           | \$0           | \$0          | \$0                             |
| MPO             | \$0         | \$0           | \$0           | \$0           | \$0           | \$0           | \$0           | \$0          | \$0                             |
| <b>Subtotal</b> | <b>\$0</b>  | <b>\$0</b>    | <b>\$0</b>    | <b>\$0</b>    | <b>\$0</b>    | <b>\$0</b>    | <b>\$0</b>    | <b>\$0</b>   | <b>\$0</b>                      |
| <b>Total</b>    | <b>\$0</b>  | <b>\$0</b>    | <b>\$0</b>    | <b>\$0</b>    | <b>\$0</b>    | <b>\$0</b>    | <b>\$0</b>    | <b>\$0</b>   | <b>\$0</b>                      |



## Technical Support

**MPO ID** J2019-07  
**Resp. Agency** WV DOT  
**Project Category** Roadways  
**State** West Virginia  
**CIP or CTP ID(s)** n/a

**Project Category** TIP  
**Functional Class**  
**County** Jefferson County  
**Est. Total Cost** \$0  
**Prior Years Cost** \$0  
**Future Years Cost** \$0

**Description:**

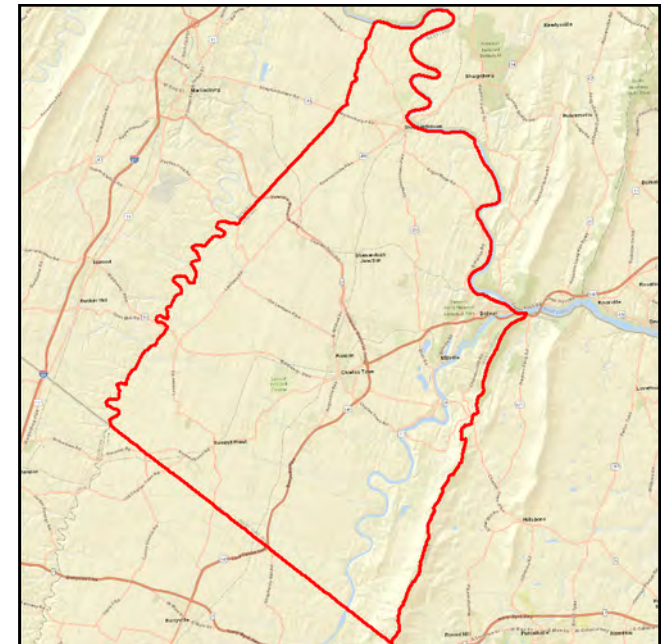
Non-capital program such as: research, bridge inspections, agency funded positions, etc.

**Limits:**

Areawide

**L RTP Relationship:**

System Preservation





## 2019 - 2022 Transportation Improvement Program

## Technical Support

(Funding in Thousands)

## Congestion Management and Air Quality

| Phase           | Prior Funds | FY 2019 Funds | FY 2020 Funds | FY 2021 Funds | FY 2022 Funds | FY 2023 Funds | FY 2024 Funds | Future Funds | Total Four-Year Funding Request |
|-----------------|-------------|---------------|---------------|---------------|---------------|---------------|---------------|--------------|---------------------------------|
| ENG             | \$0         | \$0           | \$0           | \$0           | \$0           | \$0           | \$0           | \$0          | \$0                             |
| ROW             | \$0         | \$0           | \$0           | \$0           | \$0           | \$0           | \$0           | \$0          | \$0                             |
| CON             | \$0         | \$0           | \$0           | \$0           | \$0           | \$0           | \$0           | \$0          | \$0                             |
| Transit         | \$0         | \$0           | \$0           | \$0           | \$0           | \$0           | \$0           | \$0          | \$0                             |
| MPO             | \$0         | \$0           | \$0           | \$0           | \$0           | \$0           | \$0           | \$0          | \$0                             |
| <b>Subtotal</b> | <b>\$0</b>  | <b>\$0</b>    | <b>\$0</b>    | <b>\$0</b>    | <b>\$0</b>    | <b>\$0</b>    | <b>\$0</b>    | <b>\$0</b>   | <b>\$0</b>                      |
| <b>Total</b>    | <b>\$0</b>  | <b>\$0</b>    | <b>\$0</b>    | <b>\$0</b>    | <b>\$0</b>    | <b>\$0</b>    | <b>\$0</b>    | <b>\$0</b>   | <b>\$0</b>                      |



WV DOT

## 2019 - 2022 Transportation Improvement Program

Roadways

### MARC Strategic Ridership

**MPO ID** J2019-07.01  
**Resp. Agency** WV DOT  
**Project Category** Roadways  
**State** West Virginia  
**CIP or CTP ID(s)** CMAQ-2018(191)DTC

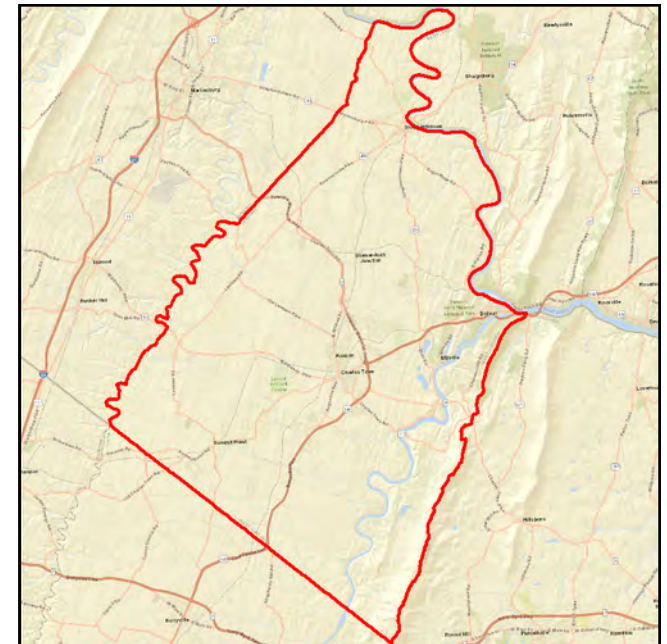
**Project Category** TIP  
**Functional Class**  
**County** Jefferson County  
**Est. Total Cost** \$150  
**Prior Years Cost** \$0  
**Future Years Cost** \$0

**Description:**  
Plan Preparation / Improvement

**Limits:**

0

**LRTP Relationship:**  
Public Transit





## 2019 - 2022 Transportation Improvement Program

## MARC Strategic Ridership

(Funding in Thousands)

## Congestion Management and Air Quality

| Phase           | Prior Funds | FY 2019 Funds | FY 2020 Funds | FY 2021 Funds | FY 2022 Funds | FY 2023 Funds | FY 2024 Funds | Future Funds | Total Four-Year Funding Request |
|-----------------|-------------|---------------|---------------|---------------|---------------|---------------|---------------|--------------|---------------------------------|
| ENG             | \$0         | \$0           | \$150         | \$0           | \$0           | \$0           | \$0           | \$0          | \$150                           |
| ROW             | \$0         | \$0           | \$0           | \$0           | \$0           | \$0           | \$0           | \$0          | \$0                             |
| CON             | \$0         | \$0           | \$0           | \$0           | \$0           | \$0           | \$0           | \$0          | \$0                             |
| Transit         | \$0         | \$0           | \$0           | \$0           | \$0           | \$0           | \$0           | \$0          | \$0                             |
| MPO             | \$0         | \$0           | \$0           | \$0           | \$0           | \$0           | \$0           | \$0          | \$0                             |
| <b>Subtotal</b> | <b>\$0</b>  | <b>\$0</b>    | <b>\$150</b>  | <b>\$0</b>    | <b>\$0</b>    | <b>\$0</b>    | <b>\$0</b>    | <b>\$0</b>   | <b>\$150</b>                    |
| <b>Total</b>    | <b>\$0</b>  | <b>\$0</b>    | <b>\$150</b>  | <b>\$0</b>    | <b>\$0</b>    | <b>\$0</b>    | <b>\$0</b>    | <b>\$0</b>   | <b>\$150</b>                    |



EPTA

## 2019 - 2022 Transportation Improvement Program

Transit

### Operating Assistance - Section 5307

**MPO ID** WVT2019-01.1  
**Resp. Agency** EPTA  
**Project Category** Transit  
**State** West Virginia  
**CIP or CTP ID(s)** n/a

**Project Category** TIP  
**Functional Class** NA  
**County** WV Transit  
**Est. Total Cost** \$9,912  
**Prior Years Cost** \$0  
**Future Years Cost** \$3,628

**Description:**  
Funding for staff and typical office functions

**Limits:**  
Areawide

**LRTP Relationship:**  
Public Transit





## 2019 - 2022 Transportation Improvement Program

### Operating Assistance - Section 5307

(Funding in Thousands)

#### Section 5307 - Transit

| Phase           | Prior Funds | FY 2019 Funds | FY 2020 Funds | FY 2021 Funds | FY 2022 Funds | FY 2023 Funds | FY 2024 Funds | Future Funds | Total Four-Year Funding Request |
|-----------------|-------------|---------------|---------------|---------------|---------------|---------------|---------------|--------------|---------------------------------|
| ENG             | \$0         | \$0           | \$0           | \$0           | \$0           | \$0           | \$0           | \$0          | \$0                             |
| ROW             | \$0         | \$0           | \$0           | \$0           | \$0           | \$0           | \$0           | \$0          | \$0                             |
| CON             | \$0         | \$0           | \$0           | \$0           | \$0           | \$0           | \$0           | \$0          | \$0                             |
| Transit         | \$0         | \$718         | \$808         | \$808         | \$808         | \$896         | \$918         | \$0          | \$4,956                         |
| MPO             | \$0         | \$0           | \$0           | \$0           | \$0           | \$0           | \$0           | \$0          | \$0                             |
| <b>Subtotal</b> | <b>\$0</b>  | <b>\$718</b>  | <b>\$808</b>  | <b>\$808</b>  | <b>\$808</b>  | <b>\$896</b>  | <b>\$918</b>  | <b>\$0</b>   | <b>\$4,956</b>                  |

#### Local Funding - Eastern Panhandle Transit Authority

| Phase           | Prior Funds | FY 2019 Funds | FY 2020 Funds | FY 2021 Funds | FY 2022 Funds | FY 2023 Funds | FY 2024 Funds | Future Funds | Total Four-Year Funding Request |
|-----------------|-------------|---------------|---------------|---------------|---------------|---------------|---------------|--------------|---------------------------------|
| ENG             | \$0         | \$0           | \$0           | \$0           | \$0           | \$0           | \$0           | \$0          | \$0                             |
| ROW             | \$0         | \$0           | \$0           | \$0           | \$0           | \$0           | \$0           | \$0          | \$0                             |
| CON             | \$0         | \$0           | \$0           | \$0           | \$0           | \$0           | \$0           | \$0          | \$0                             |
| Transit         | \$0         | \$718         | \$808         | \$808         | \$808         | \$896         | \$918         | \$0          | \$4,956                         |
| MPO             | \$0         | \$0           | \$0           | \$0           | \$0           | \$0           | \$0           | \$0          | \$0                             |
| <b>Subtotal</b> | <b>\$0</b>  | <b>\$718</b>  | <b>\$808</b>  | <b>\$808</b>  | <b>\$808</b>  | <b>\$896</b>  | <b>\$918</b>  | <b>\$0</b>   | <b>\$4,956</b>                  |
| <b>Total</b>    | <b>\$0</b>  | <b>\$1436</b> | <b>\$1616</b> | <b>\$1616</b> | <b>\$1616</b> | <b>\$1792</b> | <b>\$1836</b> | <b>\$0</b>   | <b>\$9,912</b>                  |



EPTA

## 2019 - 2022 Transportation Improvement Program

Transit

### Capital Assistance - Preventative Maintenance

**MPO ID** WVT2019-02.1  
**Resp. Agency** EPTA  
**Project Category** Transit  
**State** West Virginia  
**CIP or CTP ID(s)** n/a

**Project Category** TIP  
**Functional Class** NA  
**County** WV Transit  
**Est. Total Cost** \$2,065  
**Prior Years Cost** \$0  
**Future Years Cost** \$786

**Description:**  
Preventative maintenance for fleet vehicles

**Limits:**  
Areawide

**LRTP Relationship:**  
Public Transit







## 2019 - 2022 Transportation Improvement Program

### Capital Assistance - Preventative Maintenance

(Funding in Thousands)

#### Section 5307 - Transit

| Phase           | Prior Funds | FY 2019 Funds | FY 2020 Funds | FY 2021 Funds | FY 2022 Funds | FY 2023 Funds | FY 2024 Funds | Future Funds | Total Four-Year Funding Request |
|-----------------|-------------|---------------|---------------|---------------|---------------|---------------|---------------|--------------|---------------------------------|
| ENG             | \$0         | \$0           | \$0           | \$0           | \$0           | \$0           | \$0           | \$0          | \$0                             |
| ROW             | \$0         | \$0           | \$0           | \$0           | \$0           | \$0           | \$0           | \$0          | \$0                             |
| CON             | \$0         | \$0           | \$0           | \$0           | \$0           | \$0           | \$0           | \$0          | \$0                             |
| Transit         | \$0         | \$235         | \$261         | \$261         | \$261         | \$311         | \$319         | \$0          | \$1,648                         |
| MPO             | \$0         | \$0           | \$0           | \$0           | \$0           | \$0           | \$0           | \$0          | \$0                             |
| <b>Subtotal</b> | <b>\$0</b>  | <b>\$235</b>  | <b>\$261</b>  | <b>\$261</b>  | <b>\$261</b>  | <b>\$311</b>  | <b>\$319</b>  | <b>\$0</b>   | <b>\$1,648</b>                  |

#### Local Funding - Eastern Panhandle Transit Authority

| Phase           | Prior Funds | FY 2019 Funds | FY 2020 Funds | FY 2021 Funds | FY 2022 Funds | FY 2023 Funds | FY 2024 Funds | Future Funds | Total Four-Year Funding Request |
|-----------------|-------------|---------------|---------------|---------------|---------------|---------------|---------------|--------------|---------------------------------|
| ENG             | \$0         | \$0           | \$0           | \$0           | \$0           | \$0           | \$0           | \$0          | \$0                             |
| ROW             | \$0         | \$0           | \$0           | \$0           | \$0           | \$0           | \$0           | \$0          | \$0                             |
| CON             | \$0         | \$0           | \$0           | \$0           | \$0           | \$0           | \$0           | \$0          | \$0                             |
| Transit         | \$0         | \$68          | \$65          | \$65          | \$63          | \$77          | \$79          | \$0          | \$417                           |
| MPO             | \$0         | \$0           | \$0           | \$0           | \$0           | \$0           | \$0           | \$0          | \$0                             |
| <b>Subtotal</b> | <b>\$0</b>  | <b>\$68</b>   | <b>\$65</b>   | <b>\$65</b>   | <b>\$63</b>   | <b>\$77</b>   | <b>\$79</b>   | <b>\$0</b>   | <b>\$417</b>                    |
| <b>Total</b>    | <b>\$0</b>  | <b>\$303</b>  | <b>\$326</b>  | <b>\$326</b>  | <b>\$324</b>  | <b>\$388</b>  | <b>\$398</b>  | <b>\$0</b>   | <b>\$2,065</b>                  |



EPTA

## 2019 - 2022 Transportation Improvement Program

Transit

### Capital Assistance - Driver pads/Data Collection

**MPO ID** WVT2019-02.2  
**Resp. Agency** EPTA  
**Project Category** Transit  
**State** West Virginia  
**CIP or CTP ID(s)** n/a

**Project Category** TIP  
**Functional Class** NA  
**County** WV Transit  
**Est. Total Cost** \$155  
**Prior Years Cost** \$60  
**Future Years Cost** \$0

**Description:**  
Purchse of driver pads for buses

**Limits:**  
Areawide

**LRTP Relationship:**  
Public Transit





## 2019 - 2022 Transportation Improvement Program

### Capital Assistance - Driver pads/Data Collection

(Funding in Thousands)

#### Section 5339 - Transit

| Phase           | Prior Funds | FY 2019 Funds | FY 2020 Funds | FY 2021 Funds | FY 2022 Funds | FY 2023 Funds | FY 2024 Funds | Future Funds | Total Four-Year Funding Request |
|-----------------|-------------|---------------|---------------|---------------|---------------|---------------|---------------|--------------|---------------------------------|
| ENG             | \$0         | \$0           | \$0           | \$0           | \$0           | \$0           | \$0           | \$0          | \$0                             |
| ROW             | \$0         | \$0           | \$0           | \$0           | \$0           | \$0           | \$0           | \$0          | \$0                             |
| CON             | \$0         | \$0           | \$0           | \$0           | \$0           | \$0           | \$0           | \$0          | \$0                             |
| Transit         | \$50        | \$50          | \$28          | \$0           | \$0           | \$0           | \$0           | \$0          | \$128                           |
| MPO             | \$0         | \$0           | \$0           | \$0           | \$0           | \$0           | \$0           | \$0          | \$0                             |
| <b>Subtotal</b> | <b>\$50</b> | <b>\$50</b>   | <b>\$28</b>   | <b>\$0</b>    | <b>\$0</b>    | <b>\$0</b>    | <b>\$0</b>    | <b>\$0</b>   | <b>\$128</b>                    |

#### Local Funding - Eastern Panhandle Transit Authority

| Phase           | Prior Funds | FY 2019 Funds | FY 2020 Funds | FY 2021 Funds | FY 2022 Funds | FY 2023 Funds | FY 2024 Funds | Future Funds | Total Four-Year Funding Request |
|-----------------|-------------|---------------|---------------|---------------|---------------|---------------|---------------|--------------|---------------------------------|
| ENG             | \$0         | \$0           | \$0           | \$0           | \$0           | \$0           | \$0           | \$0          | \$0                             |
| ROW             | \$0         | \$0           | \$0           | \$0           | \$0           | \$0           | \$0           | \$0          | \$0                             |
| CON             | \$0         | \$0           | \$0           | \$0           | \$0           | \$0           | \$0           | \$0          | \$0                             |
| Transit         | \$10        | \$10          | \$7           | \$0           | \$0           | \$0           | \$0           | \$0          | \$27                            |
| MPO             | \$0         | \$0           | \$0           | \$0           | \$0           | \$0           | \$0           | \$0          | \$0                             |
| <b>Subtotal</b> | <b>\$10</b> | <b>\$10</b>   | <b>\$7</b>    | <b>\$0</b>    | <b>\$0</b>    | <b>\$0</b>    | <b>\$0</b>    | <b>\$0</b>   | <b>\$27</b>                     |
| <b>Total</b>    | <b>\$60</b> | <b>\$60</b>   | <b>\$35</b>   | <b>\$0</b>    | <b>\$0</b>    | <b>\$0</b>    | <b>\$0</b>    | <b>\$0</b>   | <b>\$155</b>                    |



EPTA

## 2019 - 2022 Transportation Improvement Program

Transit

### Capital Assistance - Miscellaneous Equipment

**MPO ID** WVT2019-02.3

**Resp. Agency** EPTA

**Project Category** Transit

**State** West Virginia

**CIP or CTP ID(s)** n/a

**Description:**

Purchase of miscellaneous equipment for vehicle fleet

**Project Category** TIP

**Functional Class**

**County** WV Transit

**Est. Total Cost** \$47

**Prior Years Cost** \$0

**Future Years Cost** \$0

**Limits:**

Areawide

**LRTP Relationship:**

Public Transit





## 2019 - 2022 Transportation Improvement Program

### Capital Assistance - Miscellaneous Equipment

(Funding in Thousands)

#### Section 5339 - Transit

| Phase           | Prior Funds | FY 2019 Funds | FY 2020 Funds | FY 2021 Funds | FY 2022 Funds | FY 2023 Funds | FY 2024 Funds | Future Funds | Total Four-Year Funding Request |
|-----------------|-------------|---------------|---------------|---------------|---------------|---------------|---------------|--------------|---------------------------------|
| ENG             | \$0         | \$0           | \$0           | \$0           | \$0           | \$0           | \$0           | \$0          | \$0                             |
| ROW             | \$0         | \$0           | \$0           | \$0           | \$0           | \$0           | \$0           | \$0          | \$0                             |
| CON             | \$0         | \$0           | \$0           | \$0           | \$0           | \$0           | \$0           | \$0          | \$0                             |
| Transit         | \$0         | \$20          | \$18          | \$0           | \$0           | \$0           | \$0           | \$0          | \$38                            |
| MPO             | \$0         | \$0           | \$0           | \$0           | \$0           | \$0           | \$0           | \$0          | \$0                             |
| <b>Subtotal</b> | <b>\$0</b>  | <b>\$20</b>   | <b>\$18</b>   | <b>\$0</b>    | <b>\$0</b>    | <b>\$0</b>    | <b>\$0</b>    | <b>\$0</b>   | <b>\$38</b>                     |

#### Local Funding - Eastern Panhandle Transit Authority

| Phase           | Prior Funds | FY 2019 Funds | FY 2020 Funds | FY 2021 Funds | FY 2022 Funds | FY 2023 Funds | FY 2024 Funds | Future Funds | Total Four-Year Funding Request |
|-----------------|-------------|---------------|---------------|---------------|---------------|---------------|---------------|--------------|---------------------------------|
| ENG             | \$0         | \$0           | \$0           | \$0           | \$0           | \$0           | \$0           | \$0          | \$0                             |
| ROW             | \$0         | \$0           | \$0           | \$0           | \$0           | \$0           | \$0           | \$0          | \$0                             |
| CON             | \$0         | \$0           | \$0           | \$0           | \$0           | \$0           | \$0           | \$0          | \$0                             |
| Transit         | \$0         | \$5           | \$4           | \$0           | \$0           | \$0           | \$0           | \$0          | \$9                             |
| MPO             | \$0         | \$0           | \$0           | \$0           | \$0           | \$0           | \$0           | \$0          | \$0                             |
| <b>Subtotal</b> | <b>\$0</b>  | <b>\$5</b>    | <b>\$4</b>    | <b>\$0</b>    | <b>\$0</b>    | <b>\$0</b>    | <b>\$0</b>    | <b>\$0</b>   | <b>\$9</b>                      |
| <b>Total</b>    | <b>\$0</b>  | <b>\$25</b>   | <b>\$22</b>   | <b>\$0</b>    | <b>\$0</b>    | <b>\$0</b>    | <b>\$0</b>    | <b>\$0</b>   | <b>\$47</b>                     |



EPTA

## 2019 - 2022 Transportation Improvement Program

Transit

### Capital Assistance - Bus Radios

**MPO ID** WVT2019-02.4  
**Resp. Agency** EPTA  
**Project Category** Transit  
**State** West Virginia  
**CIP or CTP ID(s)** n/a

**Project Category** TIP  
**Functional Class** NA  
**County** WV Transit  
**Est. Total Cost** \$27  
**Prior Years Cost** \$0  
**Future Years Cost** \$0

**Description:**

Purchase of new bus radios

**Limits:**

Areawide

**LRTP Relationship:**

Public Transit





## Capital Assistance - Bus Radios

(Funding in Thousands)

### Section 5307 - Transit

| Phase           | Prior Funds | FY 2019 Funds | FY 2020 Funds | FY 2021 Funds | FY 2022 Funds | FY 2023 Funds | FY 2024 Funds | Future Funds | Total Four-Year Funding Request |
|-----------------|-------------|---------------|---------------|---------------|---------------|---------------|---------------|--------------|---------------------------------|
| ENG             | \$0         | \$0           | \$0           | \$0           | \$0           | \$0           | \$0           | \$0          | \$0                             |
| ROW             | \$0         | \$0           | \$0           | \$0           | \$0           | \$0           | \$0           | \$0          | \$0                             |
| CON             | \$0         | \$0           | \$0           | \$0           | \$0           | \$0           | \$0           | \$0          | \$0                             |
| Transit         | \$0         | \$22          | \$0           | \$0           | \$0           | \$0           | \$0           | \$0          | \$22                            |
| MPO             | \$0         | \$0           | \$0           | \$0           | \$0           | \$0           | \$0           | \$0          | \$0                             |
| <b>Subtotal</b> | <b>\$0</b>  | <b>\$22</b>   | <b>\$0</b>    | <b>\$0</b>    | <b>\$0</b>    | <b>\$0</b>    | <b>\$0</b>    | <b>\$0</b>   | <b>\$22</b>                     |

### Local Funding - Eastern Panhandle Transit Authority

| Phase           | Prior Funds | FY 2019 Funds | FY 2020 Funds | FY 2021 Funds | FY 2022 Funds | FY 2023 Funds | FY 2024 Funds | Future Funds | Total Four-Year Funding Request |
|-----------------|-------------|---------------|---------------|---------------|---------------|---------------|---------------|--------------|---------------------------------|
| ENG             | \$0         | \$0           | \$0           | \$0           | \$0           | \$0           | \$0           | \$0          | \$0                             |
| ROW             | \$0         | \$0           | \$0           | \$0           | \$0           | \$0           | \$0           | \$0          | \$0                             |
| CON             | \$0         | \$0           | \$0           | \$0           | \$0           | \$0           | \$0           | \$0          | \$0                             |
| Transit         | \$0         | \$5           | \$0           | \$0           | \$0           | \$0           | \$0           | \$0          | \$5                             |
| MPO             | \$0         | \$0           | \$0           | \$0           | \$0           | \$0           | \$0           | \$0          | \$0                             |
| <b>Subtotal</b> | <b>\$0</b>  | <b>\$5</b>    | <b>\$0</b>    | <b>\$0</b>    | <b>\$0</b>    | <b>\$0</b>    | <b>\$0</b>    | <b>\$0</b>   | <b>\$5</b>                      |
| <b>Total</b>    | <b>\$0</b>  | <b>\$27</b>   | <b>\$0</b>    | <b>\$0</b>    | <b>\$0</b>    | <b>\$0</b>    | <b>\$0</b>    | <b>\$0</b>   | <b>\$27</b>                     |



EPTA

## 2019 - 2022 Transportation Improvement Program

Transit

### Capital Assistance - Section 5339

**MPO ID** WVT2019-03.1  
**Resp. Agency** EPTA  
**Project Category** Transit  
**State** West Virginia  
**CIP or CTP ID(s)** n/a

**Project Category** TIP  
**Functional Class** NA  
**County** WV Transit  
**Est. Total Cost** \$1,110  
**Prior Years Cost** \$87  
**Future Years Cost** \$0

**Description:**  
Bus Purchase Program

**Limits:**  
Areawide

**LRTP Relationship:**  
Public Transit







## 2019 - 2022 Transportation Improvement Program

### Capital Assistance - Section 5339

(Funding in Thousands)

#### Section 5339 - Transit

| Phase           | Prior Funds | FY 2019 Funds | FY 2020 Funds | FY 2021 Funds | FY 2022 Funds | FY 2023 Funds | FY 2024 Funds | Future Funds | Total Four-Year Funding Request |
|-----------------|-------------|---------------|---------------|---------------|---------------|---------------|---------------|--------------|---------------------------------|
| ENG             | \$0         | \$0           | \$0           | \$0           | \$0           | \$0           | \$0           | \$0          | \$0                             |
| ROW             | \$0         | \$0           | \$0           | \$0           | \$0           | \$0           | \$0           | \$0          | \$0                             |
| CON             | \$0         | \$0           | \$0           | \$0           | \$0           | \$0           | \$0           | \$0          | \$0                             |
| Transit         | \$73        | \$405         | \$430         | \$0           | \$0           | \$0           | \$0           | \$0          | \$908                           |
| MPO             | \$0         | \$0           | \$0           | \$0           | \$0           | \$0           | \$0           | \$0          | \$0                             |
| <b>Subtotal</b> | <b>\$73</b> | <b>\$405</b>  | <b>\$430</b>  | <b>\$0</b>    | <b>\$0</b>    | <b>\$0</b>    | <b>\$0</b>    | <b>\$0</b>   | <b>\$908</b>                    |

#### Local Funding - Eastern Panhandle Transit Authority

| Phase           | Prior Funds | FY 2019 Funds | FY 2020 Funds | FY 2021 Funds | FY 2022 Funds | FY 2023 Funds | FY 2024 Funds | Future Funds | Total Four-Year Funding Request |
|-----------------|-------------|---------------|---------------|---------------|---------------|---------------|---------------|--------------|---------------------------------|
| ENG             | \$0         | \$0           | \$0           | \$0           | \$0           | \$0           | \$0           | \$0          | \$0                             |
| ROW             | \$0         | \$0           | \$0           | \$0           | \$0           | \$0           | \$0           | \$0          | \$0                             |
| CON             | \$0         | \$0           | \$0           | \$0           | \$0           | \$0           | \$0           | \$0          | \$0                             |
| Transit         | \$14        | \$81          | \$107         | \$0           | \$0           | \$0           | \$0           | \$0          | \$202                           |
| MPO             | \$0         | \$0           | \$0           | \$0           | \$0           | \$0           | \$0           | \$0          | \$0                             |
| <b>Subtotal</b> | <b>\$14</b> | <b>\$81</b>   | <b>\$107</b>  | <b>\$0</b>    | <b>\$0</b>    | <b>\$0</b>    | <b>\$0</b>    | <b>\$0</b>   | <b>\$202</b>                    |
| <b>Total</b>    | <b>\$87</b> | <b>\$486</b>  | <b>\$537</b>  | <b>\$0</b>    | <b>\$0</b>    | <b>\$0</b>    | <b>\$0</b>    | <b>\$0</b>   | <b>\$1,110</b>                  |



EPTA

## 2019 - 2022 Transportation Improvement Program

Transit

### Facility Expansion Plan

**MPO ID** WVT2019-04.1  
**Resp. Agency** EPTA  
**Project Category** Transit  
**State** West Virginia  
**CIP or CTP ID(s)** n/a

**Project Category** TIP  
**Functional Class**  
**County** WV Transit  
**Est. Total Cost** \$250  
**Prior Years Cost** \$75  
**Future Years Cost** \$0

**Description:**  
Funding for general planning projects

**Limits:**  
Areawide

**LRTP Relationship:**  
Public Transit





## 2019 - 2022 Transportation Improvement Program

### Facility Expansion Plan

(Funding in Thousands)

#### Section 5305 - Transit

| Phase           | Prior Funds | FY 2019 Funds | FY 2020 Funds | FY 2021 Funds | FY 2022 Funds | FY 2023 Funds | FY 2024 Funds | Future Funds | Total Four-Year Funding Request |
|-----------------|-------------|---------------|---------------|---------------|---------------|---------------|---------------|--------------|---------------------------------|
| ENG             | \$0         | \$0           | \$0           | \$0           | \$0           | \$0           | \$0           | \$0          | \$0                             |
| ROW             | \$0         | \$0           | \$0           | \$0           | \$0           | \$0           | \$0           | \$0          | \$0                             |
| CON             | \$0         | \$0           | \$0           | \$0           | \$0           | \$0           | \$0           | \$0          | \$0                             |
| Transit         | \$60        | \$60          | \$0           | \$80          | \$0           | \$0           | \$0           | \$0          | \$200                           |
| MPO             | \$0         | \$0           | \$0           | \$0           | \$0           | \$0           | \$0           | \$0          | \$0                             |
| <b>Subtotal</b> | <b>\$60</b> | <b>\$60</b>   | <b>\$0</b>    | <b>\$80</b>   | <b>\$0</b>    | <b>\$0</b>    | <b>\$0</b>    | <b>\$0</b>   | <b>\$200</b>                    |

#### Local Funding - Eastern Panhandle Transit Authority

| Phase           | Prior Funds | FY 2019 Funds | FY 2020 Funds | FY 2021 Funds | FY 2022 Funds | FY 2023 Funds | FY 2024 Funds | Future Funds | Total Four-Year Funding Request |
|-----------------|-------------|---------------|---------------|---------------|---------------|---------------|---------------|--------------|---------------------------------|
| ENG             | \$0         | \$0           | \$0           | \$0           | \$0           | \$0           | \$0           | \$0          | \$0                             |
| ROW             | \$0         | \$0           | \$0           | \$0           | \$0           | \$0           | \$0           | \$0          | \$0                             |
| CON             | \$0         | \$0           | \$0           | \$0           | \$0           | \$0           | \$0           | \$0          | \$0                             |
| Transit         | \$15        | \$15          | \$0           | \$20          | \$0           | \$0           | \$0           | \$0          | \$50                            |
| MPO             | \$0         | \$0           | \$0           | \$0           | \$0           | \$0           | \$0           | \$0          | \$0                             |
| <b>Subtotal</b> | <b>\$15</b> | <b>\$15</b>   | <b>\$0</b>    | <b>\$20</b>   | <b>\$0</b>    | <b>\$0</b>    | <b>\$0</b>    | <b>\$0</b>   | <b>\$50</b>                     |
| <b>Total</b>    | <b>\$75</b> | <b>\$75</b>   | <b>\$0</b>    | <b>\$100</b>  | <b>\$0</b>    | <b>\$0</b>    | <b>\$0</b>    | <b>\$0</b>   | <b>\$250</b>                    |



EPTA

## 2019 - 2022 Transportation Improvement Program

Transit

### Capital Assistance - Facility and Office Maintenance

**MPO ID** WVT2019-05

**Resp. Agency** EPTA

**Project Category** Transit

**State** West Virginia

**CIP or CTP ID(s)** n/a

**Description:**

Purchase of materials for general facility and office maintenance

**Project Category** TIP

**Functional Class** NA

**County** WV Transit

**Est. Total Cost** \$42

**Prior Years Cost** \$0

**Future Years Cost** \$0

**Limits:**

Areawide

**LRTP Relationship:**

Public Transit





## 2019 - 2022 Transportation Improvement Program

### Capital Assistance - Facility and Office Maintenance

(Funding in Thousands)

#### Section 5307 - Transit

| Phase           | Prior Funds | FY 2019 Funds | FY 2020 Funds | FY 2021 Funds | FY 2022 Funds | FY 2023 Funds | FY 2024 Funds | Future Funds | Total Four-Year Funding Request |
|-----------------|-------------|---------------|---------------|---------------|---------------|---------------|---------------|--------------|---------------------------------|
| ENG             | \$0         | \$0           | \$0           | \$0           | \$0           | \$0           | \$0           | \$0          | \$0                             |
| ROW             | \$0         | \$0           | \$0           | \$0           | \$0           | \$0           | \$0           | \$0          | \$0                             |
| CON             | \$0         | \$0           | \$0           | \$0           | \$0           | \$0           | \$0           | \$0          | \$0                             |
| Transit         | \$0         | \$6           | \$28          | \$0           | \$0           | \$0           | \$0           | \$0          | \$34                            |
| MPO             | \$0         | \$0           | \$0           | \$0           | \$0           | \$0           | \$0           | \$0          | \$0                             |
| <b>Subtotal</b> | <b>\$0</b>  | <b>\$6</b>    | <b>\$28</b>   | <b>\$0</b>    | <b>\$0</b>    | <b>\$0</b>    | <b>\$0</b>    | <b>\$0</b>   | <b>\$34</b>                     |

#### Local Funding - Eastern Panhandle Transit Authority

| Phase           | Prior Funds | FY 2019 Funds | FY 2020 Funds | FY 2021 Funds | FY 2022 Funds | FY 2023 Funds | FY 2024 Funds | Future Funds | Total Four-Year Funding Request |
|-----------------|-------------|---------------|---------------|---------------|---------------|---------------|---------------|--------------|---------------------------------|
| ENG             | \$0         | \$0           | \$0           | \$0           | \$0           | \$0           | \$0           | \$0          | \$0                             |
| ROW             | \$0         | \$0           | \$0           | \$0           | \$0           | \$0           | \$0           | \$0          | \$0                             |
| CON             | \$0         | \$0           | \$0           | \$0           | \$0           | \$0           | \$0           | \$0          | \$0                             |
| Transit         | \$0         | \$1           | \$7           | \$0           | \$0           | \$0           | \$0           | \$0          | \$8                             |
| MPO             | \$0         | \$0           | \$0           | \$0           | \$0           | \$0           | \$0           | \$0          | \$0                             |
| <b>Subtotal</b> | <b>\$0</b>  | <b>\$1</b>    | <b>\$7</b>    | <b>\$0</b>    | <b>\$0</b>    | <b>\$0</b>    | <b>\$0</b>    | <b>\$0</b>   | <b>\$8</b>                      |
| <b>Total</b>    | <b>\$0</b>  | <b>\$7</b>    | <b>\$35</b>   | <b>\$0</b>    | <b>\$0</b>    | <b>\$0</b>    | <b>\$0</b>    | <b>\$0</b>   | <b>\$42</b>                     |



EPTA

## 2019 - 2022 Transportation Improvement Program

Transit

### Capital Assistance - Fare/Data Collection

**MPO ID** WVT2019-05.1

**Resp. Agency** EPTA

**Project Category** Transit

**State** West Virginia

**CIP or CTP ID(s)** n/a

**Description:**

Fare Collection and Data Collection Systems

**Project Category** TIP

**Functional Class** NA

**County** WV Transit

**Est. Total Cost** \$350

**Prior Years Cost** \$0

**Future Years Cost** \$0

**Limits:**

Areawide

**LRTP Relationship:**





## 2019 - 2022 Transportation Improvement Program

### Capital Assistance - Fare/Data Collection

(Funding in Thousands)

#### Section 5307 - Transit

| Phase           | Prior Funds | FY 2019 Funds | FY 2020 Funds | FY 2021 Funds | FY 2022 Funds | FY 2023 Funds | FY 2024 Funds | Future Funds | Total Four-Year Funding Request |
|-----------------|-------------|---------------|---------------|---------------|---------------|---------------|---------------|--------------|---------------------------------|
| ENG             | \$0         | \$0           | \$0           | \$0           | \$0           | \$0           | \$0           | \$0          | \$0                             |
| ROW             | \$0         | \$0           | \$0           | \$0           | \$0           | \$0           | \$0           | \$0          | \$0                             |
| CON             | \$0         | \$0           | \$0           | \$0           | \$0           | \$0           | \$0           | \$0          | \$0                             |
| Transit         | \$0         | \$160         | \$0           | \$120         | \$0           | \$0           | \$0           | \$0          | \$280                           |
| MPO             | \$0         | \$0           | \$0           | \$0           | \$0           | \$0           | \$0           | \$0          | \$0                             |
| <b>Subtotal</b> | <b>\$0</b>  | <b>\$160</b>  | <b>\$0</b>    | <b>\$120</b>  | <b>\$0</b>    | <b>\$0</b>    | <b>\$0</b>    | <b>\$0</b>   | <b>\$280</b>                    |

#### Local Funding - Eastern Panhandle Transit Authority

| Phase           | Prior Funds | FY 2019 Funds | FY 2020 Funds | FY 2021 Funds | FY 2022 Funds | FY 2023 Funds | FY 2024 Funds | Future Funds | Total Four-Year Funding Request |
|-----------------|-------------|---------------|---------------|---------------|---------------|---------------|---------------|--------------|---------------------------------|
| ENG             | \$0         | \$0           | \$0           | \$0           | \$0           | \$0           | \$0           | \$0          | \$0                             |
| ROW             | \$0         | \$0           | \$0           | \$0           | \$0           | \$0           | \$0           | \$0          | \$0                             |
| CON             | \$0         | \$0           | \$0           | \$0           | \$0           | \$0           | \$0           | \$0          | \$0                             |
| Transit         | \$0         | \$40          | \$0           | \$30          | \$0           | \$0           | \$0           | \$0          | \$70                            |
| MPO             | \$0         | \$0           | \$0           | \$0           | \$0           | \$0           | \$0           | \$0          | \$0                             |
| <b>Subtotal</b> | <b>\$0</b>  | <b>\$40</b>   | <b>\$0</b>    | <b>\$30</b>   | <b>\$0</b>    | <b>\$0</b>    | <b>\$0</b>    | <b>\$0</b>   | <b>\$70</b>                     |
| <b>Total</b>    | <b>\$0</b>  | <b>\$200</b>  | <b>\$0</b>    | <b>\$150</b>  | <b>\$0</b>    | <b>\$0</b>    | <b>\$0</b>    | <b>\$0</b>   | <b>\$350</b>                    |



EPTA

## 2019 - 2022 Transportation Improvement Program

Transit

### Capital Assistance - Passenger Amenity

**MPO ID** WVT2019-05.2  
**Resp. Agency** EPTA  
**Project Category** Transit  
**State** West Virginia  
**CIP or CTP ID(s)** n/a

**Project Category** TIP  
**Functional Class** NA  
**County** WV Transit  
**Est. Total Cost** \$442  
**Prior Years Cost** \$175  
**Future Years Cost** \$0

**Description:**

Bus Shelter Purchase, System Signage, and Other Passenger Information

**Limits:**

Areawide

**LRTP Relationship:**

Public Transit







## 2019 - 2022 Transportation Improvement Program

### Capital Assistance - Passenger Amenity

(Funding in Thousands)

#### Section 5339 - Transit

| Phase           | Prior Funds  | FY 2019 Funds | FY 2020 Funds | FY 2021 Funds | FY 2022 Funds | FY 2023 Funds | FY 2024 Funds | Future Funds | Total Four-Year Funding Request |
|-----------------|--------------|---------------|---------------|---------------|---------------|---------------|---------------|--------------|---------------------------------|
| ENG             | \$0          | \$0           | \$0           | \$0           | \$0           | \$0           | \$0           | \$0          | \$0                             |
| ROW             | \$0          | \$0           | \$0           | \$0           | \$0           | \$0           | \$0           | \$0          | \$0                             |
| CON             | \$0          | \$0           | \$0           | \$0           | \$0           | \$0           | \$0           | \$0          | \$0                             |
| Transit         | \$140        | \$140         | \$74          | \$0           | \$0           | \$0           | \$0           | \$0          | \$354                           |
| MPO             | \$0          | \$0           | \$0           | \$0           | \$0           | \$0           | \$0           | \$0          | \$0                             |
| <b>Subtotal</b> | <b>\$140</b> | <b>\$140</b>  | <b>\$74</b>   | <b>\$0</b>    | <b>\$0</b>    | <b>\$0</b>    | <b>\$0</b>    | <b>\$0</b>   | <b>\$354</b>                    |

#### Local Funding - Eastern Panhandle Transit Authority

| Phase           | Prior Funds  | FY 2019 Funds | FY 2020 Funds | FY 2021 Funds | FY 2022 Funds | FY 2023 Funds | FY 2024 Funds | Future Funds | Total Four-Year Funding Request |
|-----------------|--------------|---------------|---------------|---------------|---------------|---------------|---------------|--------------|---------------------------------|
| ENG             | \$0          | \$0           | \$0           | \$0           | \$0           | \$0           | \$0           | \$0          | \$0                             |
| ROW             | \$0          | \$0           | \$0           | \$0           | \$0           | \$0           | \$0           | \$0          | \$0                             |
| CON             | \$0          | \$0           | \$0           | \$0           | \$0           | \$0           | \$0           | \$0          | \$0                             |
| Transit         | \$35         | \$35          | \$18          | \$0           | \$0           | \$0           | \$0           | \$0          | \$88                            |
| MPO             | \$0          | \$0           | \$0           | \$0           | \$0           | \$0           | \$0           | \$0          | \$0                             |
| <b>Subtotal</b> | <b>\$35</b>  | <b>\$35</b>   | <b>\$18</b>   | <b>\$0</b>    | <b>\$0</b>    | <b>\$0</b>    | <b>\$0</b>    | <b>\$0</b>   | <b>\$88</b>                     |
| <b>Total</b>    | <b>\$175</b> | <b>\$175</b>  | <b>\$92</b>   | <b>\$0</b>    | <b>\$0</b>    | <b>\$0</b>    | <b>\$0</b>    | <b>\$0</b>   | <b>\$442</b>                    |



EPTA

## 2019 - 2022 Transportation Improvement Program

Transit

### Capital Assistance - ADA Minivans

**MPO ID** WVT2019-06  
**Resp. Agency** EPTA  
**Project Category** Transit  
**State** West Virginia  
**CIP or CTP ID(s)** n/a

**Project Category** TIP  
**Functional Class**  
**County** WV Transit  
**Est. Total Cost** \$81  
**Prior Years Cost** \$0  
**Future Years Cost** \$0

**Description:**  
Funding for two ADA minivans

**Limits:**  
Areawide

**LRTP Relationship:**  
Public Transit





## Capital Assistance - ADA Minivans

(Funding in Thousands)

### Section 5310 - Transit

| Phase           | Prior Funds | FY 2019 Funds | FY 2020 Funds | FY 2021 Funds | FY 2022 Funds | FY 2023 Funds | FY 2024 Funds | Future Funds | Total Four-Year Funding Request |
|-----------------|-------------|---------------|---------------|---------------|---------------|---------------|---------------|--------------|---------------------------------|
| ENG             | \$0         | \$0           | \$0           | \$0           | \$0           | \$0           | \$0           | \$0          | \$0                             |
| ROW             | \$0         | \$0           | \$0           | \$0           | \$0           | \$0           | \$0           | \$0          | \$0                             |
| CON             | \$0         | \$0           | \$0           | \$0           | \$0           | \$0           | \$0           | \$0          | \$0                             |
| Transit         | \$0         | \$65          | \$0           | \$0           | \$0           | \$0           | \$0           | \$0          | \$65                            |
| MPO             | \$0         | \$0           | \$0           | \$0           | \$0           | \$0           | \$0           | \$0          | \$0                             |
| <b>Subtotal</b> | <b>\$0</b>  | <b>\$65</b>   | <b>\$0</b>    | <b>\$0</b>    | <b>\$0</b>    | <b>\$0</b>    | <b>\$0</b>    | <b>\$0</b>   | <b>\$65</b>                     |

### Local Funding - Eastern Panhandle Transit Authority

| Phase           | Prior Funds | FY 2019 Funds | FY 2020 Funds | FY 2021 Funds | FY 2022 Funds | FY 2023 Funds | FY 2024 Funds | Future Funds | Total Four-Year Funding Request |
|-----------------|-------------|---------------|---------------|---------------|---------------|---------------|---------------|--------------|---------------------------------|
| ENG             | \$0         | \$0           | \$0           | \$0           | \$0           | \$0           | \$0           | \$0          | \$0                             |
| ROW             | \$0         | \$0           | \$0           | \$0           | \$0           | \$0           | \$0           | \$0          | \$0                             |
| CON             | \$0         | \$0           | \$0           | \$0           | \$0           | \$0           | \$0           | \$0          | \$0                             |
| Transit         | \$0         | \$16          | \$0           | \$0           | \$0           | \$0           | \$0           | \$0          | \$16                            |
| MPO             | \$0         | \$0           | \$0           | \$0           | \$0           | \$0           | \$0           | \$0          | \$0                             |
| <b>Subtotal</b> | <b>\$0</b>  | <b>\$16</b>   | <b>\$0</b>    | <b>\$0</b>    | <b>\$0</b>    | <b>\$0</b>    | <b>\$0</b>    | <b>\$0</b>   | <b>\$16</b>                     |
| <b>Total</b>    | <b>\$0</b>  | <b>\$81</b>   | <b>\$0</b>    | <b>\$0</b>    | <b>\$0</b>    | <b>\$0</b>    | <b>\$0</b>    | <b>\$0</b>   | <b>\$81</b>                     |



EPTA

## 2019 - 2022 Transportation Improvement Program

Transit

### Mobility Management Assistance - Section 5310

**MPO ID** WVT2019-07  
**Resp. Agency** EPTA  
**Project Category** Transit  
**State** West Virginia  
**CIP or CTP ID(s)** n/a

**Project Category** TIP  
**Functional Class**  
**County** WV Transit  
**Est. Total Cost** \$35  
**Prior Years Cost** \$0  
**Future Years Cost** \$0

**Description:**

Mobility manager salary for service in Berkeley and Jefferson counties.

**Limits:**

Areawide

**LRTP Relationship:**

Public Transit





## 2019 - 2022 Transportation Improvement Program

### Mobility Management Assistance - Section 5310

(Funding in Thousands)

#### Section 5310 - Transit

| Phase           | Prior Funds | FY 2019 Funds | FY 2020 Funds | FY 2021 Funds | FY 2022 Funds | FY 2023 Funds | FY 2024 Funds | Future Funds | Total Four-Year Funding Request |
|-----------------|-------------|---------------|---------------|---------------|---------------|---------------|---------------|--------------|---------------------------------|
| ENG             | \$0         | \$0           | \$0           | \$0           | \$0           | \$0           | \$0           | \$0          | \$0                             |
| ROW             | \$0         | \$0           | \$0           | \$0           | \$0           | \$0           | \$0           | \$0          | \$0                             |
| CON             | \$0         | \$0           | \$0           | \$0           | \$0           | \$0           | \$0           | \$0          | \$0                             |
| Transit         | \$0         | \$35          | \$0           | \$0           | \$0           | \$0           | \$0           | \$0          | \$35                            |
| MPO             | \$0         | \$0           | \$0           | \$0           | \$0           | \$0           | \$0           | \$0          | \$0                             |
| <b>Subtotal</b> | <b>\$0</b>  | <b>\$35</b>   | <b>\$0</b>    | <b>\$0</b>    | <b>\$0</b>    | <b>\$0</b>    | <b>\$0</b>    | <b>\$0</b>   | <b>\$35</b>                     |
| <b>Total</b>    | <b>\$0</b>  | <b>\$35</b>   | <b>\$0</b>    | <b>\$0</b>    | <b>\$0</b>    | <b>\$0</b>    | <b>\$0</b>    | <b>\$0</b>   | <b>\$35</b>                     |



EPTA

## 2019 - 2022 Transportation Improvement Program

Transit

### Section 5339 - Buses and Bus Facilities Infrastructure Investment Program

**MPO ID** WVT2019-08  
**Resp. Agency** EPTA  
**Project Category** Transit  
**State** West Virginia  
**CIP or CTP ID(s)** n/a

**Project Category** TIP  
**Functional Class**  
**County** WV Transit  
**Est. Total Cost** \$11,480  
**Prior Years Cost** \$0  
**Future Years Cost** \$0

**Description:**  
Bus Facility Construction

**Limits:**  
Martinsburg

**LRTP Relationship:**  
Public Transit



**2019 - 2022 Transportation Improvement Program****Section 5339 - Buses and Bus Facilities Infrastructure Investment Program**

(Funding in Thousands)

**Section 5339 - Transit**

| Phase           | Prior Funds | FY 2019 Funds | FY 2020 Funds  | FY 2021 Funds | FY 2022 Funds | FY 2023 Funds | FY 2024 Funds | Future Funds | Total Four-Year Funding Request |
|-----------------|-------------|---------------|----------------|---------------|---------------|---------------|---------------|--------------|---------------------------------|
| ENG             | \$0         | \$0           | \$0            | \$0           | \$0           | \$0           | \$0           | \$0          | \$0                             |
| ROW             | \$0         | \$0           | \$0            | \$0           | \$0           | \$0           | \$0           | \$0          | \$0                             |
| CON             | \$0         | \$0           | \$0            | \$0           | \$0           | \$0           | \$0           | \$0          | \$0                             |
| Transit         | \$0         | \$0           | \$10580        | \$0           | \$0           | \$0           | \$0           | \$0          | \$10,580                        |
| MPO             | \$0         | \$0           | \$0            | \$0           | \$0           | \$0           | \$0           | \$0          | \$0                             |
| <b>Subtotal</b> | <b>\$0</b>  | <b>\$0</b>    | <b>\$10580</b> | <b>\$0</b>    | <b>\$0</b>    | <b>\$0</b>    | <b>\$0</b>    | <b>\$0</b>   | <b>\$10,580</b>                 |



## 2019 - 2022 Transportation Improvement Program

## Section 5339 - Buses and Bus Facilities Infrastructure Investment Program

(Funding in Thousands)

## Local Funding - Eastern Panhandle Transit Authority

| Phase           | Prior Funds | FY 2019 Funds | FY 2020 Funds  | FY 2021 Funds | FY 2022 Funds | FY 2023 Funds | FY 2024 Funds | Future Funds | Total Four-Year Funding Request |
|-----------------|-------------|---------------|----------------|---------------|---------------|---------------|---------------|--------------|---------------------------------|
| ENG             | \$0         | \$0           | \$0            | \$0           | \$0           | \$0           | \$0           | \$0          | \$0                             |
| ROW             | \$0         | \$0           | \$0            | \$0           | \$0           | \$0           | \$0           | \$0          | \$0                             |
| CON             | \$0         | \$0           | \$0            | \$0           | \$0           | \$0           | \$0           | \$0          | \$0                             |
| Transit         | \$0         | \$0           | \$900          | \$0           | \$0           | \$0           | \$0           | \$0          | \$900                           |
| MPO             | \$0         | \$0           | \$0            | \$0           | \$0           | \$0           | \$0           | \$0          | \$0                             |
| <b>Subtotal</b> | <b>\$0</b>  | <b>\$0</b>    | <b>\$900</b>   | <b>\$0</b>    | <b>\$0</b>    | <b>\$0</b>    | <b>\$0</b>    | <b>\$0</b>   | <b>\$900</b>                    |
| <b>Total</b>    | <b>\$0</b>  | <b>\$0</b>    | <b>\$11480</b> | <b>\$0</b>    | <b>\$0</b>    | <b>\$0</b>    | <b>\$0</b>    | <b>\$0</b>   | <b>\$11,480</b>                 |





MTA

## 2019 - 2022 Transportation Improvement Program

Transit

### Medium Duty Bus Replacement

**MPO ID** WT2018-01  
**Resp. Agency** MTA  
**Project Category** Transit  
**State** Maryland  
**CIP or CTP ID(s)** n/a

**Project Category** TIP  
**Functional Class**  
**County** MD Transit  
**Est. Total Cost** \$2,002  
**Prior Years Cost** \$781  
**Future Years Cost** \$0

**Description:**  
Medium Duty Bus Replacement of 4 buses

**Limits:**  
Areawide

**LRTP Relationship:**  
Public Transit





MTA

## 2019 - 2022 Transportation Improvement Program

Transit

### Medium Duty Bus Replacement

(Funding in Thousands)

#### Section 5307 - Transit

| Phase           | Prior Funds  | FY 2019 Funds | FY 2020 Funds | FY 2021 Funds | FY 2022 Funds | FY 2023 Funds | FY 2024 Funds | Future Funds | Total Four-Year Funding Request |
|-----------------|--------------|---------------|---------------|---------------|---------------|---------------|---------------|--------------|---------------------------------|
| ENG             | \$0          | \$0           | \$0           | \$0           | \$0           | \$0           | \$0           | \$0          | \$0                             |
| ROW             | \$0          | \$0           | \$0           | \$0           | \$0           | \$0           | \$0           | \$0          | \$0                             |
| CON             | \$0          | \$0           | \$0           | \$0           | \$0           | \$0           | \$0           | \$0          | \$0                             |
| Transit         | \$521        | \$0           | \$0           | \$0           | \$260         | \$0           | \$0           | \$0          | \$781                           |
| MPO             | \$0          | \$0           | \$0           | \$0           | \$0           | \$0           | \$0           | \$0          | \$0                             |
| <b>Subtotal</b> | <b>\$521</b> | <b>\$0</b>    | <b>\$0</b>    | <b>\$0</b>    | <b>\$260</b>  | <b>\$0</b>    | <b>\$0</b>    | <b>\$0</b>   | <b>\$781</b>                    |



## Medium Duty Bus Replacement

(Funding in Thousands)

### Section 5339 - Transit

| Phase           | Prior Funds | FY 2019 Funds | FY 2020 Funds | FY 2021 Funds | FY 2022 Funds | FY 2023 Funds | FY 2024 Funds | Future Funds | Total Four-Year Funding Request |
|-----------------|-------------|---------------|---------------|---------------|---------------|---------------|---------------|--------------|---------------------------------|
| ENG             | \$0         | \$0           | \$0           | \$0           | \$0           | \$0           | \$0           | \$0          | \$0                             |
| ROW             | \$0         | \$0           | \$0           | \$0           | \$0           | \$0           | \$0           | \$0          | \$0                             |
| CON             | \$0         | \$0           | \$0           | \$0           | \$0           | \$0           | \$0           | \$0          | \$0                             |
| Transit         | \$0         | \$398         | \$321         | \$0           | \$0           | \$0           | \$0           | \$0          | \$719                           |
| MPO             | \$0         | \$0           | \$0           | \$0           | \$0           | \$0           | \$0           | \$0          | \$0                             |
| <b>Subtotal</b> | <b>\$0</b>  | <b>\$398</b>  | <b>\$321</b>  | <b>\$0</b>    | <b>\$0</b>    | <b>\$0</b>    | <b>\$0</b>    | <b>\$0</b>   | <b>\$719</b>                    |

### Local Funding - Washington County Transit

| Phase           | Prior Funds  | FY 2019 Funds | FY 2020 Funds | FY 2021 Funds | FY 2022 Funds | FY 2023 Funds | FY 2024 Funds | Future Funds | Total Four-Year Funding Request |
|-----------------|--------------|---------------|---------------|---------------|---------------|---------------|---------------|--------------|---------------------------------|
| ENG             | \$0          | \$0           | \$0           | \$0           | \$0           | \$0           | \$0           | \$0          | \$0                             |
| ROW             | \$0          | \$0           | \$0           | \$0           | \$0           | \$0           | \$0           | \$0          | \$0                             |
| CON             | \$0          | \$0           | \$0           | \$0           | \$0           | \$0           | \$0           | \$0          | \$0                             |
| Transit         | \$163        | \$49          | \$40          | \$0           | \$32          | \$0           | \$0           | \$0          | \$284                           |
| MPO             | \$0          | \$0           | \$0           | \$0           | \$0           | \$0           | \$0           | \$0          | \$0                             |
| <b>Subtotal</b> | <b>\$163</b> | <b>\$49</b>   | <b>\$40</b>   | <b>\$0</b>    | <b>\$32</b>   | <b>\$0</b>    | <b>\$0</b>    | <b>\$0</b>   | <b>\$284</b>                    |



## Medium Duty Bus Replacement

(Funding in Thousands)

### State Funding - Maryland Transit Administration

| Phase           | Prior Funds  | FY 2019 Funds | FY 2020 Funds | FY 2021 Funds | FY 2022 Funds | FY 2023 Funds | FY 2024 Funds | Future Funds | Total Four-Year Funding Request |
|-----------------|--------------|---------------|---------------|---------------|---------------|---------------|---------------|--------------|---------------------------------|
| ENG             | \$0          | \$0           | \$0           | \$0           | \$0           | \$0           | \$0           | \$0          | \$0                             |
| ROW             | \$0          | \$0           | \$0           | \$0           | \$0           | \$0           | \$0           | \$0          | \$0                             |
| CON             | \$0          | \$0           | \$0           | \$0           | \$0           | \$0           | \$0           | \$0          | \$0                             |
| Transit         | \$97         | \$49          | \$40          | \$0           | \$32          | \$0           | \$0           | \$0          | \$218                           |
| MPO             | \$0          | \$0           | \$0           | \$0           | \$0           | \$0           | \$0           | \$0          | \$0                             |
| <b>Subtotal</b> | <b>\$97</b>  | <b>\$49</b>   | <b>\$40</b>   | <b>\$0</b>    | <b>\$32</b>   | <b>\$0</b>    | <b>\$0</b>    | <b>\$0</b>   | <b>\$218</b>                    |
| <b>Total</b>    | <b>\$781</b> | <b>\$496</b>  | <b>\$401</b>  | <b>\$0</b>    | <b>\$324</b>  | <b>\$0</b>    | <b>\$0</b>    | <b>\$0</b>   | <b>\$2,002</b>                  |



MTA

## 2019 - 2022 Transportation Improvement Program

Transit

### Operating Assistance - Section 5307

**MPO ID** WT2019-01.1

**Resp. Agency** MTA

**Project Category** Transit

**State** Maryland

**CIP or CTP ID(s)** n/a

**Description:**

Operating assistance for transit services provided by Washington County

**Project Category** TIP

**Functional Class** NA

**County** MD Transit

**Est. Total Cost** \$7,460

**Prior Years Cost** \$0

**Future Years Cost** \$0

**Limits:**

Areawide

**LRTP Relationship:**

Public Transit





## Operating Assistance - Section 5307

(Funding in Thousands)

### Section 5307 - Transit

| Phase           | Prior Funds | FY 2019 Funds | FY 2020 Funds | FY 2021 Funds | FY 2022 Funds | FY 2023 Funds | FY 2024 Funds | Future Funds | Total Four-Year Funding Request |
|-----------------|-------------|---------------|---------------|---------------|---------------|---------------|---------------|--------------|---------------------------------|
| ENG             | \$0         | \$0           | \$0           | \$0           | \$0           | \$0           | \$0           | \$0          | \$0                             |
| ROW             | \$0         | \$0           | \$0           | \$0           | \$0           | \$0           | \$0           | \$0          | \$0                             |
| CON             | \$0         | \$0           | \$0           | \$0           | \$0           | \$0           | \$0           | \$0          | \$0                             |
| Transit         | \$0         | \$933         | \$933         | \$933         | \$933         | \$0           | \$0           | \$0          | \$3,732                         |
| MPO             | \$0         | \$0           | \$0           | \$0           | \$0           | \$0           | \$0           | \$0          | \$0                             |
| <b>Subtotal</b> | <b>\$0</b>  | <b>\$933</b>  | <b>\$933</b>  | <b>\$933</b>  | <b>\$933</b>  | <b>\$0</b>    | <b>\$0</b>    | <b>\$0</b>   | <b>\$3,732</b>                  |

### Local Funding - Washington County Transit

| Phase           | Prior Funds | FY 2019 Funds | FY 2020 Funds | FY 2021 Funds | FY 2022 Funds | FY 2023 Funds | FY 2024 Funds | Future Funds | Total Four-Year Funding Request |
|-----------------|-------------|---------------|---------------|---------------|---------------|---------------|---------------|--------------|---------------------------------|
| ENG             | \$0         | \$0           | \$0           | \$0           | \$0           | \$0           | \$0           | \$0          | \$0                             |
| ROW             | \$0         | \$0           | \$0           | \$0           | \$0           | \$0           | \$0           | \$0          | \$0                             |
| CON             | \$0         | \$0           | \$0           | \$0           | \$0           | \$0           | \$0           | \$0          | \$0                             |
| Transit         | \$0         | \$618         | \$618         | \$618         | \$618         | \$0           | \$0           | \$0          | \$2,472                         |
| MPO             | \$0         | \$0           | \$0           | \$0           | \$0           | \$0           | \$0           | \$0          | \$0                             |
| <b>Subtotal</b> | <b>\$0</b>  | <b>\$618</b>  | <b>\$618</b>  | <b>\$618</b>  | <b>\$618</b>  | <b>\$0</b>    | <b>\$0</b>    | <b>\$0</b>   | <b>\$2,472</b>                  |



## Operating Assistance - Section 5307

(Funding in Thousands)

### State Funding - Maryland Transit Administration

| Phase           | Prior Funds | FY 2019 Funds | FY 2020 Funds | FY 2021 Funds | FY 2022 Funds | FY 2023 Funds | FY 2024 Funds | Future Funds | Total Four-Year Funding Request |
|-----------------|-------------|---------------|---------------|---------------|---------------|---------------|---------------|--------------|---------------------------------|
| ENG             | \$0         | \$0           | \$0           | \$0           | \$0           | \$0           | \$0           | \$0          | \$0                             |
| ROW             | \$0         | \$0           | \$0           | \$0           | \$0           | \$0           | \$0           | \$0          | \$0                             |
| CON             | \$0         | \$0           | \$0           | \$0           | \$0           | \$0           | \$0           | \$0          | \$0                             |
| Transit         | \$0         | \$314         | \$314         | \$314         | \$314         | \$0           | \$0           | \$0          | \$1,256                         |
| MPO             | \$0         | \$0           | \$0           | \$0           | \$0           | \$0           | \$0           | \$0          | \$0                             |
| <b>Subtotal</b> | <b>\$0</b>  | <b>\$314</b>  | <b>\$314</b>  | <b>\$314</b>  | <b>\$314</b>  | <b>\$0</b>    | <b>\$0</b>    | <b>\$0</b>   | <b>\$1,256</b>                  |
| <b>Total</b>    | <b>\$0</b>  | <b>\$1865</b> | <b>\$1865</b> | <b>\$1865</b> | <b>\$1865</b> | <b>\$0</b>    | <b>\$0</b>    | <b>\$0</b>   | <b>\$7,460</b>                  |



MTA

## 2019 - 2022 Transportation Improvement Program

Transit

### Capital Assistance - Preventative Maintenance

|                         |             |                          |            |
|-------------------------|-------------|--------------------------|------------|
| <b>MPO ID</b>           | WT2019-02.1 | <b>Project Category</b>  | TIP        |
| <b>Resp. Agency</b>     | MTA         | <b>Functional Class</b>  | NA         |
| <b>Project Category</b> | Transit     | <b>County</b>            | MD Transit |
| <b>State</b>            | Maryland    | <b>Est. Total Cost</b>   | \$1,250    |
| <b>CIP or CTP ID(s)</b> | n/a         | <b>Prior Years Cost</b>  | \$0        |
|                         |             | <b>Future Years Cost</b> | \$0        |

**Description:**

Capital Assistance for Washington County to provide public transit service in the area

**Limits:**

Areawide

**LRTP Relationship:**

Public Transit







## 2019 - 2022 Transportation Improvement Program

### Capital Assistance - Preventative Maintenance

(Funding in Thousands)

#### Section 5307 - Transit

| Phase           | Prior Funds | FY 2019 Funds | FY 2020 Funds | FY 2021 Funds | FY 2022 Funds | FY 2023 Funds | FY 2024 Funds | Future Funds | Total Four-Year Funding Request |
|-----------------|-------------|---------------|---------------|---------------|---------------|---------------|---------------|--------------|---------------------------------|
| ENG             | \$0         | \$0           | \$0           | \$0           | \$0           | \$0           | \$0           | \$0          | \$0                             |
| ROW             | \$0         | \$0           | \$0           | \$0           | \$0           | \$0           | \$0           | \$0          | \$0                             |
| CON             | \$0         | \$0           | \$0           | \$0           | \$0           | \$0           | \$0           | \$0          | \$0                             |
| Transit         | \$0         | \$240         | \$280         | \$240         | \$240         | \$0           | \$0           | \$0          | \$1,000                         |
| MPO             | \$0         | \$0           | \$0           | \$0           | \$0           | \$0           | \$0           | \$0          | \$0                             |
| <b>Subtotal</b> | <b>\$0</b>  | <b>\$240</b>  | <b>\$280</b>  | <b>\$240</b>  | <b>\$240</b>  | <b>\$0</b>    | <b>\$0</b>    | <b>\$0</b>   | <b>\$1,000</b>                  |



## 2019 - 2022 Transportation Improvement Program

### Capital Assistance - Preventative Maintenance

(Funding in Thousands)

#### Local Funding - Washington County Transit

| Phase           | Prior Funds | FY 2019 Funds | FY 2020 Funds | FY 2021 Funds | FY 2022 Funds | FY 2023 Funds | FY 2024 Funds | Future Funds | Total Four-Year Funding Request |
|-----------------|-------------|---------------|---------------|---------------|---------------|---------------|---------------|--------------|---------------------------------|
| ENG             | \$0         | \$0           | \$0           | \$0           | \$0           | \$0           | \$0           | \$0          | \$0                             |
| ROW             | \$0         | \$0           | \$0           | \$0           | \$0           | \$0           | \$0           | \$0          | \$0                             |
| CON             | \$0         | \$0           | \$0           | \$0           | \$0           | \$0           | \$0           | \$0          | \$0                             |
| Transit         | \$0         | \$30          | \$35          | \$30          | \$30          | \$0           | \$0           | \$0          | \$125                           |
| MPO             | \$0         | \$0           | \$0           | \$0           | \$0           | \$0           | \$0           | \$0          | \$0                             |
| <b>Subtotal</b> | <b>\$0</b>  | <b>\$30</b>   | <b>\$35</b>   | <b>\$30</b>   | <b>\$30</b>   | <b>\$0</b>    | <b>\$0</b>    | <b>\$0</b>   | <b>\$125</b>                    |

#### State Funding - Maryland Transit Administration

| Phase           | Prior Funds | FY 2019 Funds | FY 2020 Funds | FY 2021 Funds | FY 2022 Funds | FY 2023 Funds | FY 2024 Funds | Future Funds | Total Four-Year Funding Request |
|-----------------|-------------|---------------|---------------|---------------|---------------|---------------|---------------|--------------|---------------------------------|
| ENG             | \$0         | \$0           | \$0           | \$0           | \$0           | \$0           | \$0           | \$0          | \$0                             |
| ROW             | \$0         | \$0           | \$0           | \$0           | \$0           | \$0           | \$0           | \$0          | \$0                             |
| CON             | \$0         | \$0           | \$0           | \$0           | \$0           | \$0           | \$0           | \$0          | \$0                             |
| Transit         | \$0         | \$30          | \$35          | \$30          | \$30          | \$0           | \$0           | \$0          | \$125                           |
| MPO             | \$0         | \$0           | \$0           | \$0           | \$0           | \$0           | \$0           | \$0          | \$0                             |
| <b>Subtotal</b> | <b>\$0</b>  | <b>\$30</b>   | <b>\$35</b>   | <b>\$30</b>   | <b>\$30</b>   | <b>\$0</b>    | <b>\$0</b>    | <b>\$0</b>   | <b>\$125</b>                    |
| <b>Total</b>    | <b>\$0</b>  | <b>\$300</b>  | <b>\$350</b>  | <b>\$300</b>  | <b>\$300</b>  | <b>\$0</b>    | <b>\$0</b>    | <b>\$0</b>   | <b>\$1,250</b>                  |



MTA

## 2019 - 2022 Transportation Improvement Program

Transit

### Capital Assistance - ADP Hardware

|                         |             |                          |            |
|-------------------------|-------------|--------------------------|------------|
| <b>MPO ID</b>           | WT2019-02.2 | <b>Project Category</b>  | TIP        |
| <b>Resp. Agency</b>     | MTA         | <b>Functional Class</b>  | NA         |
| <b>Project Category</b> | Transit     | <b>County</b>            | MD Transit |
| <b>State</b>            | Maryland    | <b>Est. Total Cost</b>   | \$0        |
| <b>CIP or CTP ID(s)</b> | n/a         | <b>Prior Years Cost</b>  | \$0        |
|                         |             | <b>Future Years Cost</b> | \$0        |

**Description:**

Capital Assistance for Washington County to continue to operate public transit service in the area

**Limits:**

Areawide

**LRTP Relationship:**

Public Transit



**Capital Assistance - ADP Hardware**

(Funding in Thousands)

**Local Funding - Washington County Transit**

| Phase           | Prior Funds | FY 2019 Funds | FY 2020 Funds | FY 2021 Funds | FY 2022 Funds | FY 2023 Funds | FY 2024 Funds | Future Funds | Total Four-Year Funding Request |
|-----------------|-------------|---------------|---------------|---------------|---------------|---------------|---------------|--------------|---------------------------------|
| ENG             | \$0         | \$0           | \$0           | \$0           | \$0           | \$0           | \$0           | \$0          | \$0                             |
| ROW             | \$0         | \$0           | \$0           | \$0           | \$0           | \$0           | \$0           | \$0          | \$0                             |
| CON             | \$0         | \$0           | \$0           | \$0           | \$0           | \$0           | \$0           | \$0          | \$0                             |
| Transit         | \$0         | \$0           | \$0           | \$0           | \$0           | \$0           | \$0           | \$0          | \$0                             |
| MPO             | \$0         | \$0           | \$0           | \$0           | \$0           | \$0           | \$0           | \$0          | \$0                             |
| <b>Subtotal</b> | <b>\$0</b>  | <b>\$0</b>    | <b>\$0</b>    | <b>\$0</b>    | <b>\$0</b>    | <b>\$0</b>    | <b>\$0</b>    | <b>\$0</b>   | <b>\$0</b>                      |
| <b>Total</b>    | <b>\$0</b>  | <b>\$0</b>    | <b>\$0</b>    | <b>\$0</b>    | <b>\$0</b>    | <b>\$0</b>    | <b>\$0</b>    | <b>\$0</b>   | <b>\$0</b>                      |



MTA

## 2019 - 2022 Transportation Improvement Program

Transit

### Capital Assistance - Vehicle Lift System

|                         |             |                          |            |
|-------------------------|-------------|--------------------------|------------|
| <b>MPO ID</b>           | WT2019-02.3 | <b>Project Category</b>  | TIP        |
| <b>Resp. Agency</b>     | MTA         | <b>Functional Class</b>  | NA         |
| <b>Project Category</b> | Transit     | <b>County</b>            | MD Transit |
| <b>State</b>            | Maryland    | <b>Est. Total Cost</b>   | \$0        |
| <b>CIP or CTP ID(s)</b> | n/a         | <b>Prior Years Cost</b>  | \$0        |
|                         |             | <b>Future Years Cost</b> | \$0        |

**Description:**

Capital Assistance for Washington County to continue to operate public transit service in the area

**Limits:**

Areawide

**LRTP Relationship:**

Public Transit



**Capital Assistance - Vehicle Lift System**

(Funding in Thousands)

**Section 5307 - Transit**

| Phase           | Prior Funds | FY 2019 Funds | FY 2020 Funds | FY 2021 Funds | FY 2022 Funds | FY 2023 Funds | FY 2024 Funds | Future Funds | Total Four-Year Funding Request |
|-----------------|-------------|---------------|---------------|---------------|---------------|---------------|---------------|--------------|---------------------------------|
| ENG             | \$0         | \$0           | \$0           | \$0           | \$0           | \$0           | \$0           | \$0          | \$0                             |
| ROW             | \$0         | \$0           | \$0           | \$0           | \$0           | \$0           | \$0           | \$0          | \$0                             |
| CON             | \$0         | \$0           | \$0           | \$0           | \$0           | \$0           | \$0           | \$0          | \$0                             |
| Transit         | \$0         | \$0           | \$0           | \$0           | \$0           | \$0           | \$0           | \$0          | \$0                             |
| MPO             | \$0         | \$0           | \$0           | \$0           | \$0           | \$0           | \$0           | \$0          | \$0                             |
| <b>Subtotal</b> | <b>\$0</b>  | <b>\$0</b>    | <b>\$0</b>    | <b>\$0</b>    | <b>\$0</b>    | <b>\$0</b>    | <b>\$0</b>    | <b>\$0</b>   | <b>\$0</b>                      |
| <b>Total</b>    | <b>\$0</b>  | <b>\$0</b>    | <b>\$0</b>    | <b>\$0</b>    | <b>\$0</b>    | <b>\$0</b>    | <b>\$0</b>    | <b>\$0</b>   | <b>\$0</b>                      |



MTA

## 2019 - 2022 Transportation Improvement Program

Transit

### Capital Assistance - Pressure Washer for Bus

|                         |             |                          |            |
|-------------------------|-------------|--------------------------|------------|
| <b>MPO ID</b>           | WT2019-02.4 | <b>Project Category</b>  | TIP        |
| <b>Resp. Agency</b>     | MTA         | <b>Functional Class</b>  | NA         |
| <b>Project Category</b> | Transit     | <b>County</b>            | MD Transit |
| <b>State</b>            | Maryland    | <b>Est. Total Cost</b>   | \$0        |
| <b>CIP or CTP ID(s)</b> | n/a         | <b>Prior Years Cost</b>  | \$0        |
|                         |             | <b>Future Years Cost</b> | \$0        |

**Description:**

Capital Assistance for Washington County to continue to operate public transit service in the area

**Limits:**

Areawide

**LRTP Relationship:**

Public Transit





## 2019 - 2022 Transportation Improvement Program

## Capital Assistance - Pressure Washer for Bus

(Funding in Thousands)

## Section 5307 - Transit

| Phase           | Prior Funds | FY 2019 Funds | FY 2020 Funds | FY 2021 Funds | FY 2022 Funds | FY 2023 Funds | FY 2024 Funds | Future Funds | Total Four-Year Funding Request |
|-----------------|-------------|---------------|---------------|---------------|---------------|---------------|---------------|--------------|---------------------------------|
| ENG             | \$0         | \$0           | \$0           | \$0           | \$0           | \$0           | \$0           | \$0          | \$0                             |
| ROW             | \$0         | \$0           | \$0           | \$0           | \$0           | \$0           | \$0           | \$0          | \$0                             |
| CON             | \$0         | \$0           | \$0           | \$0           | \$0           | \$0           | \$0           | \$0          | \$0                             |
| Transit         | \$0         | \$0           | \$0           | \$0           | \$0           | \$0           | \$0           | \$0          | \$0                             |
| MPO             | \$0         | \$0           | \$0           | \$0           | \$0           | \$0           | \$0           | \$0          | \$0                             |
| <b>Subtotal</b> | <b>\$0</b>  | <b>\$0</b>    | <b>\$0</b>    | <b>\$0</b>    | <b>\$0</b>    | <b>\$0</b>    | <b>\$0</b>    | <b>\$0</b>   | <b>\$0</b>                      |
| <b>Total</b>    | <b>\$0</b>  | <b>\$0</b>    | <b>\$0</b>    | <b>\$0</b>    | <b>\$0</b>    | <b>\$0</b>    | <b>\$0</b>    | <b>\$0</b>   | <b>\$0</b>                      |





MTA

## 2019 - 2022 Transportation Improvement Program

Transit

### Capital Assistance - Route Match Notification Sys

|                         |             |                          |            |
|-------------------------|-------------|--------------------------|------------|
| <b>MPO ID</b>           | WT2019-02.5 | <b>Project Category</b>  | TIP        |
| <b>Resp. Agency</b>     | MTA         | <b>Functional Class</b>  | NA         |
| <b>Project Category</b> | Transit     | <b>County</b>            | MD Transit |
| <b>State</b>            | Maryland    | <b>Est. Total Cost</b>   | \$0        |
| <b>CIP or CTP ID(s)</b> | n/a         | <b>Prior Years Cost</b>  | \$0        |
|                         |             | <b>Future Years Cost</b> | \$0        |

**Description:**

Capital Assistance for Washington County to continue to operate public transit service in the area

**Limits:**

Areawide

**LRTP Relationship:**

Public Transit





## 2019 - 2022 Transportation Improvement Program

## Capital Assistance - Route Match Notification Sys

(Funding in Thousands)

## Section 5307 - Transit

| Phase           | Prior Funds | FY 2019 Funds | FY 2020 Funds | FY 2021 Funds | FY 2022 Funds | FY 2023 Funds | FY 2024 Funds | Future Funds | Total Four-Year Funding Request |
|-----------------|-------------|---------------|---------------|---------------|---------------|---------------|---------------|--------------|---------------------------------|
| ENG             | \$0         | \$0           | \$0           | \$0           | \$0           | \$0           | \$0           | \$0          | \$0                             |
| ROW             | \$0         | \$0           | \$0           | \$0           | \$0           | \$0           | \$0           | \$0          | \$0                             |
| CON             | \$0         | \$0           | \$0           | \$0           | \$0           | \$0           | \$0           | \$0          | \$0                             |
| Transit         | \$0         | \$0           | \$0           | \$0           | \$0           | \$0           | \$0           | \$0          | \$0                             |
| MPO             | \$0         | \$0           | \$0           | \$0           | \$0           | \$0           | \$0           | \$0          | \$0                             |
| <b>Subtotal</b> | <b>\$0</b>  | <b>\$0</b>    | <b>\$0</b>    | <b>\$0</b>    | <b>\$0</b>    | <b>\$0</b>    | <b>\$0</b>    | <b>\$0</b>   | <b>\$0</b>                      |
| <b>Total</b>    | <b>\$0</b>  | <b>\$0</b>    | <b>\$0</b>    | <b>\$0</b>    | <b>\$0</b>    | <b>\$0</b>    | <b>\$0</b>    | <b>\$0</b>   | <b>\$0</b>                      |



MTA

## 2019 - 2022 Transportation Improvement Program

Transit

### Capital Assistance - Fuel Monitoring System

|                         |             |                          |            |
|-------------------------|-------------|--------------------------|------------|
| <b>MPO ID</b>           | WT2019-02.6 | <b>Project Category</b>  | TIP        |
| <b>Resp. Agency</b>     | MTA         | <b>Functional Class</b>  | NA         |
| <b>Project Category</b> | Transit     | <b>County</b>            | MD Transit |
| <b>State</b>            | Maryland    | <b>Est. Total Cost</b>   | \$0        |
| <b>CIP or CTP ID(s)</b> | n/a         | <b>Prior Years Cost</b>  | \$0        |
|                         |             | <b>Future Years Cost</b> | \$0        |

**Description:**

Capital Assistance for Washington County to continue to operate public transit service in the area

**Limits:**

Areawide

**LRTP Relationship:**

Public Transit





## 2019 - 2022 Transportation Improvement Program

## Capital Assistance - Fuel Monitoring System

(Funding in Thousands)

## Section 5307 - Transit

| Phase           | Prior Funds | FY 2019 Funds | FY 2020 Funds | FY 2021 Funds | FY 2022 Funds | FY 2023 Funds | FY 2024 Funds | Future Funds | Total Four-Year Funding Request |
|-----------------|-------------|---------------|---------------|---------------|---------------|---------------|---------------|--------------|---------------------------------|
| ENG             | \$0         | \$0           | \$0           | \$0           | \$0           | \$0           | \$0           | \$0          | \$0                             |
| ROW             | \$0         | \$0           | \$0           | \$0           | \$0           | \$0           | \$0           | \$0          | \$0                             |
| CON             | \$0         | \$0           | \$0           | \$0           | \$0           | \$0           | \$0           | \$0          | \$0                             |
| Transit         | \$0         | \$0           | \$0           | \$0           | \$0           | \$0           | \$0           | \$0          | \$0                             |
| MPO             | \$0         | \$0           | \$0           | \$0           | \$0           | \$0           | \$0           | \$0          | \$0                             |
| <b>Subtotal</b> | <b>\$0</b>  | <b>\$0</b>    | <b>\$0</b>    | <b>\$0</b>    | <b>\$0</b>    | <b>\$0</b>    | <b>\$0</b>    | <b>\$0</b>   | <b>\$0</b>                      |
| <b>Total</b>    | <b>\$0</b>  | <b>\$0</b>    | <b>\$0</b>    | <b>\$0</b>    | <b>\$0</b>    | <b>\$0</b>    | <b>\$0</b>    | <b>\$0</b>   | <b>\$0</b>                      |



MTA

## 2019 - 2022 Transportation Improvement Program

Transit

### Capital Assistance - Small Paratransit Bus 504

|                         |             |                          |            |
|-------------------------|-------------|--------------------------|------------|
| <b>MPO ID</b>           | WT2019-02.7 | <b>Project Category</b>  | TIP        |
| <b>Resp. Agency</b>     | MTA         | <b>Functional Class</b>  | NA         |
| <b>Project Category</b> | Transit     | <b>County</b>            | MD Transit |
| <b>State</b>            | Maryland    | <b>Est. Total Cost</b>   | \$218      |
| <b>CIP or CTP ID(s)</b> | n/a         | <b>Prior Years Cost</b>  | \$72       |
|                         |             | <b>Future Years Cost</b> | \$0        |

**Description:**

Capital Assistance for Washington County to continue to operate public transit service in the area

**Limits:**

Areawide

**LRTP Relationship:**

Public Transit



**2019 - 2022 Transportation Improvement Program****Capital Assistance - Small Paratransit Bus 504**

(Funding in Thousands)

**Section 5307 - Transit**

| Phase           | Prior Funds | FY 2019 Funds | FY 2020 Funds | FY 2021 Funds | FY 2022 Funds | FY 2023 Funds | FY 2024 Funds | Future Funds | Total Four-Year Funding Request |
|-----------------|-------------|---------------|---------------|---------------|---------------|---------------|---------------|--------------|---------------------------------|
| ENG             | \$0         | \$0           | \$0           | \$0           | \$0           | \$0           | \$0           | \$0          | \$0                             |
| ROW             | \$0         | \$0           | \$0           | \$0           | \$0           | \$0           | \$0           | \$0          | \$0                             |
| CON             | \$0         | \$0           | \$0           | \$0           | \$0           | \$0           | \$0           | \$0          | \$0                             |
| Transit         | \$58        | \$0           | \$0           | \$60          | \$58          | \$0           | \$0           | \$0          | \$176                           |
| MPO             | \$0         | \$0           | \$0           | \$0           | \$0           | \$0           | \$0           | \$0          | \$0                             |
| <b>Subtotal</b> | <b>\$58</b> | <b>\$0</b>    | <b>\$0</b>    | <b>\$60</b>   | <b>\$58</b>   | <b>\$0</b>    | <b>\$0</b>    | <b>\$0</b>   | <b>\$176</b>                    |

**Local Funding - Washington County Transit**

| Phase           | Prior Funds | FY 2019 Funds | FY 2020 Funds | FY 2021 Funds | FY 2022 Funds | FY 2023 Funds | FY 2024 Funds | Future Funds | Total Four-Year Funding Request |
|-----------------|-------------|---------------|---------------|---------------|---------------|---------------|---------------|--------------|---------------------------------|
| ENG             | \$0         | \$0           | \$0           | \$0           | \$0           | \$0           | \$0           | \$0          | \$0                             |
| ROW             | \$0         | \$0           | \$0           | \$0           | \$0           | \$0           | \$0           | \$0          | \$0                             |
| CON             | \$0         | \$0           | \$0           | \$0           | \$0           | \$0           | \$0           | \$0          | \$0                             |
| Transit         | \$7         | \$0           | \$0           | \$7           | \$7           | \$0           | \$0           | \$0          | \$21                            |
| MPO             | \$0         | \$0           | \$0           | \$0           | \$0           | \$0           | \$0           | \$0          | \$0                             |
| <b>Subtotal</b> | <b>\$7</b>  | <b>\$0</b>    | <b>\$0</b>    | <b>\$7</b>    | <b>\$7</b>    | <b>\$0</b>    | <b>\$0</b>    | <b>\$0</b>   | <b>\$21</b>                     |



## 2019 - 2022 Transportation Improvement Program

### Capital Assistance - Small Paratransit Bus 504

(Funding in Thousands)

#### State Funding - Maryland Transit Administration

| Phase           | Prior Funds | FY 2019 Funds | FY 2020 Funds | FY 2021 Funds | FY 2022 Funds | FY 2023 Funds | FY 2024 Funds | Future Funds | Total Four-Year Funding Request |
|-----------------|-------------|---------------|---------------|---------------|---------------|---------------|---------------|--------------|---------------------------------|
| ENG             | \$0         | \$0           | \$0           | \$0           | \$0           | \$0           | \$0           | \$0          | \$0                             |
| ROW             | \$0         | \$0           | \$0           | \$0           | \$0           | \$0           | \$0           | \$0          | \$0                             |
| CON             | \$0         | \$0           | \$0           | \$0           | \$0           | \$0           | \$0           | \$0          | \$0                             |
| Transit         | \$7         | \$0           | \$0           | \$7           | \$7           | \$0           | \$0           | \$0          | \$21                            |
| MPO             | \$0         | \$0           | \$0           | \$0           | \$0           | \$0           | \$0           | \$0          | \$0                             |
| <b>Subtotal</b> | <b>\$7</b>  | <b>\$0</b>    | <b>\$0</b>    | <b>\$7</b>    | <b>\$7</b>    | <b>\$0</b>    | <b>\$0</b>    | <b>\$0</b>   | <b>\$21</b>                     |
| <b>Total</b>    | <b>\$72</b> | <b>\$0</b>    | <b>\$0</b>    | <b>\$74</b>   | <b>\$72</b>   | <b>\$0</b>    | <b>\$0</b>    | <b>\$0</b>   | <b>\$218</b>                    |



MTA

## 2019 - 2022 Transportation Improvement Program

Transit

### Capital Assistance - Section 5339

|                         |             |                          |            |
|-------------------------|-------------|--------------------------|------------|
| <b>MPO ID</b>           | WT2019-03.1 | <b>Project Category</b>  | TIP        |
| <b>Resp. Agency</b>     | MTA         | <b>Functional Class</b>  | NA         |
| <b>Project Category</b> | Transit     | <b>County</b>            | MD Transit |
| <b>State</b>            | Maryland    | <b>Est. Total Cost</b>   | \$210      |
| <b>CIP or CTP ID(s)</b> | n/a         | <b>Prior Years Cost</b>  | \$140      |
|                         |             | <b>Future Years Cost</b> | \$0        |

**Description:**

Capital Assistance to allow Washington County to operate public transit services in the area

**Limits:**

Areawide

**LRTP Relationship:**

Public Transit





**2019 - 2022 Transportation Improvement Program****Capital Assistance - Section 5339**

(Funding in Thousands)

**Section 5339 - Transit**

| <b>Phase</b>    | <b>Prior<br/>Funds</b> | <b>FY 2019<br/>Funds</b> | <b>FY 2020<br/>Funds</b> | <b>FY 2021<br/>Funds</b> | <b>FY 2022<br/>Funds</b> | <b>FY 2023<br/>Funds</b> | <b>FY 2024<br/>Funds</b> | <b>Future<br/>Funds</b> | <b>Total Four-Year<br/>Funding<br/>Request</b> |
|-----------------|------------------------|--------------------------|--------------------------|--------------------------|--------------------------|--------------------------|--------------------------|-------------------------|--|
| ENG             | \$0                    | \$0                      | \$0                      | \$0                      | \$0                      | \$0                      | \$0                      | \$0                     | \$0  |
| ROW             | \$0                    | \$0                      | \$0                      | \$0                      | \$0                      | \$0                      | \$0                      | \$0                     | \$0  |
| CON             | \$0                    | \$0                      | \$0                      | \$0                      | \$0                      | \$0                      | \$0                      | \$0                     | \$0  |
| Transit         | \$112                  | \$56                     | \$0                      | \$0                      | \$0                      | \$0                      | \$0                      | \$0                     | \$168  |
| MPO             | \$0                    | \$0                      | \$0                      | \$0                      | \$0                      | \$0                      | \$0                      | \$0                     | \$0  |
| <b>Subtotal</b> | <b>\$112</b>           | <b>\$56</b>              | <b>\$0</b>               | <b>\$0</b>               | <b>\$0</b>               | <b>\$0</b>               | <b>\$0</b>               | <b>\$0</b>              | <b>\$168</b>                                   |



## Capital Assistance - Section 5339

(Funding in Thousands)

### Local Funding - Washington County Transit

| Phase           | Prior Funds | FY 2019 Funds | FY 2020 Funds | FY 2021 Funds | FY 2022 Funds | FY 2023 Funds | FY 2024 Funds | Future Funds | Total Four-Year Funding Request |
|-----------------|-------------|---------------|---------------|---------------|---------------|---------------|---------------|--------------|---------------------------------|
| ENG             | \$0         | \$0           | \$0           | \$0           | \$0           | \$0           | \$0           | \$0          | \$0                             |
| ROW             | \$0         | \$0           | \$0           | \$0           | \$0           | \$0           | \$0           | \$0          | \$0                             |
| CON             | \$0         | \$0           | \$0           | \$0           | \$0           | \$0           | \$0           | \$0          | \$0                             |
| Transit         | \$14        | \$7           | \$0           | \$0           | \$0           | \$0           | \$0           | \$0          | \$21                            |
| MPO             | \$0         | \$0           | \$0           | \$0           | \$0           | \$0           | \$0           | \$0          | \$0                             |
| <b>Subtotal</b> | <b>\$14</b> | <b>\$7</b>    | <b>\$0</b>    | <b>\$0</b>    | <b>\$0</b>    | <b>\$0</b>    | <b>\$0</b>    | <b>\$0</b>   | <b>\$21</b>                     |

### State Funding - Maryland Transit Administration

| Phase           | Prior Funds  | FY 2019 Funds | FY 2020 Funds | FY 2021 Funds | FY 2022 Funds | FY 2023 Funds | FY 2024 Funds | Future Funds | Total Four-Year Funding Request |
|-----------------|--------------|---------------|---------------|---------------|---------------|---------------|---------------|--------------|---------------------------------|
| ENG             | \$0          | \$0           | \$0           | \$0           | \$0           | \$0           | \$0           | \$0          | \$0                             |
| ROW             | \$0          | \$0           | \$0           | \$0           | \$0           | \$0           | \$0           | \$0          | \$0                             |
| CON             | \$0          | \$0           | \$0           | \$0           | \$0           | \$0           | \$0           | \$0          | \$0                             |
| Transit         | \$14         | \$7           | \$0           | \$0           | \$0           | \$0           | \$0           | \$0          | \$21                            |
| MPO             | \$0          | \$0           | \$0           | \$0           | \$0           | \$0           | \$0           | \$0          | \$0                             |
| <b>Subtotal</b> | <b>\$14</b>  | <b>\$7</b>    | <b>\$0</b>    | <b>\$0</b>    | <b>\$0</b>    | <b>\$0</b>    | <b>\$0</b>    | <b>\$0</b>   | <b>\$21</b>                     |
| <b>Total</b>    | <b>\$140</b> | <b>\$70</b>   | <b>\$0</b>    | <b>\$0</b>    | <b>\$0</b>    | <b>\$0</b>    | <b>\$0</b>    | <b>\$0</b>   | <b>\$210</b>                    |



MTA

## 2019 - 2022 Transportation Improvement Program

Transit

### 5310 Capital & Operating - Preventative Maint.

**MPO ID** WT2019-04.1  
**Resp. Agency** MTA  
**Project Category** Transit  
**State** Maryland  
**CIP or CTP ID(s)** n/a

**Project Category** TIP  
**Functional Class** NA  
**County** MD Transit  
**Est. Total Cost** \$139  
**Prior Years Cost** \$49  
**Future Years Cost** \$0

**Description:**

Capital and Operating assistance for elderly and disabled transit services

**Limits:**

Areawide

**LRTP Relationship:**

Public Transit





MTA

## 2019 - 2022 Transportation Improvement Program

Transit

### 5310 Capital & Operating - Preventative Maint.

(Funding in Thousands)

#### Section 5310 - Transit

| Phase           | Prior Funds | FY 2019 Funds | FY 2020 Funds | FY 2021 Funds | FY 2022 Funds | FY 2023 Funds | FY 2024 Funds | Future Funds | Total Four-Year Funding Request |
|-----------------|-------------|---------------|---------------|---------------|---------------|---------------|---------------|--------------|---------------------------------|
| ENG             | \$0         | \$0           | \$0           | \$0           | \$0           | \$0           | \$0           | \$0          | \$0                             |
| ROW             | \$0         | \$0           | \$0           | \$0           | \$0           | \$0           | \$0           | \$0          | \$0                             |
| CON             | \$0         | \$0           | \$0           | \$0           | \$0           | \$0           | \$0           | \$0          | \$0                             |
| Transit         | \$39        | \$36          | \$0           | \$36          | \$0           | \$0           | \$0           | \$0          | \$111                           |
| MPO             | \$0         | \$0           | \$0           | \$0           | \$0           | \$0           | \$0           | \$0          | \$0                             |
| <b>Subtotal</b> | <b>\$39</b> | <b>\$36</b>   | <b>\$0</b>    | <b>\$36</b>   | <b>\$0</b>    | <b>\$0</b>    | <b>\$0</b>    | <b>\$0</b>   | <b>\$111</b>                    |



## 2019 - 2022 Transportation Improvement Program

### 5310 Capital & Operating - Preventative Maint.

(Funding in Thousands)

#### Local Funding - Washington County Transit

| Phase           | Prior Funds | FY 2019 Funds | FY 2020 Funds | FY 2021 Funds | FY 2022 Funds | FY 2023 Funds | FY 2024 Funds | Future Funds | Total Four-Year Funding Request |
|-----------------|-------------|---------------|---------------|---------------|---------------|---------------|---------------|--------------|---------------------------------|
| ENG             | \$0         | \$0           | \$0           | \$0           | \$0           | \$0           | \$0           | \$0          | \$0                             |
| ROW             | \$0         | \$0           | \$0           | \$0           | \$0           | \$0           | \$0           | \$0          | \$0                             |
| CON             | \$0         | \$0           | \$0           | \$0           | \$0           | \$0           | \$0           | \$0          | \$0                             |
| Transit         | \$10        | \$9           | \$0           | \$9           | \$0           | \$0           | \$0           | \$0          | \$28                            |
| MPO             | \$0         | \$0           | \$0           | \$0           | \$0           | \$0           | \$0           | \$0          | \$0                             |
| <b>Subtotal</b> | <b>\$10</b> | <b>\$9</b>    | <b>\$0</b>    | <b>\$9</b>    | <b>\$0</b>    | <b>\$0</b>    | <b>\$0</b>    | <b>\$0</b>   | <b>\$28</b>                     |
| <b>Total</b>    | <b>\$49</b> | <b>\$45</b>   | <b>\$0</b>    | <b>\$45</b>   | <b>\$0</b>    | <b>\$0</b>    | <b>\$0</b>    | <b>\$0</b>   | <b>\$139</b>                    |



MTA

## 2019 - 2022 Transportation Improvement Program

Transit

### 5310 Capital & Operating - Small Bus Replace

**MPO ID** WT2019-04.2

**Resp. Agency** MTA

**Project Category** Transit

**State** Maryland

**CIP or CTP ID(s)** n/a

**Description:**

Capital and Operating assistance for elderly and disabled transit services

**Project Category** TIP

**Functional Class** NA

**County** MD Transit

**Est. Total Cost** \$799

**Prior Years Cost** \$319

**Future Years Cost** \$0

**Limits:**

Areawide

**LRTP Relationship:**

Public Transit



**2019 - 2022 Transportation Improvement Program****5310 Capital & Operating - Small Bus Replace**

(Funding in Thousands)

**Section 5310 - Transit**

| Phase           | Prior Funds  | FY 2019 Funds | FY 2020 Funds | FY 2021 Funds | FY 2022 Funds | FY 2023 Funds | FY 2024 Funds | Future Funds | Total Four-Year Funding Request |
|-----------------|--------------|---------------|---------------|---------------|---------------|---------------|---------------|--------------|---------------------------------|
| ENG             | \$0          | \$0           | \$0           | \$0           | \$0           | \$0           | \$0           | \$0          | \$0                             |
| ROW             | \$0          | \$0           | \$0           | \$0           | \$0           | \$0           | \$0           | \$0          | \$0                             |
| CON             | \$0          | \$0           | \$0           | \$0           | \$0           | \$0           | \$0           | \$0          | \$0                             |
| Transit         | \$256        | \$192         | \$0           | \$192         | \$0           | \$0           | \$0           | \$0          | \$640                           |
| MPO             | \$0          | \$0           | \$0           | \$0           | \$0           | \$0           | \$0           | \$0          | \$0                             |
| <b>Subtotal</b> | <b>\$256</b> | <b>\$192</b>  | <b>\$0</b>    | <b>\$192</b>  | <b>\$0</b>    | <b>\$0</b>    | <b>\$0</b>    | <b>\$0</b>   | <b>\$640</b>                    |



## 2019 - 2022 Transportation Improvement Program

### 5310 Capital & Operating - Small Bus Replace

(Funding in Thousands)

#### Local Funding - Washington County Transit

| Phase           | Prior Funds  | FY 2019 Funds | FY 2020 Funds | FY 2021 Funds | FY 2022 Funds | FY 2023 Funds | FY 2024 Funds | Future Funds | Total Four-Year Funding Request |
|-----------------|--------------|---------------|---------------|---------------|---------------|---------------|---------------|--------------|---------------------------------|
| ENG             | \$0          | \$0           | \$0           | \$0           | \$0           | \$0           | \$0           | \$0          | \$0                             |
| ROW             | \$0          | \$0           | \$0           | \$0           | \$0           | \$0           | \$0           | \$0          | \$0                             |
| CON             | \$0          | \$0           | \$0           | \$0           | \$0           | \$0           | \$0           | \$0          | \$0                             |
| Transit         | \$63         | \$48          | \$0           | \$48          | \$0           | \$0           | \$0           | \$0          | \$159                           |
| MPO             | \$0          | \$0           | \$0           | \$0           | \$0           | \$0           | \$0           | \$0          | \$0                             |
| <b>Subtotal</b> | <b>\$63</b>  | <b>\$48</b>   | <b>\$0</b>    | <b>\$48</b>   | <b>\$0</b>    | <b>\$0</b>    | <b>\$0</b>    | <b>\$0</b>   | <b>\$159</b>                    |
| <b>Total</b>    | <b>\$319</b> | <b>\$240</b>  | <b>\$0</b>    | <b>\$240</b>  | <b>\$0</b>    | <b>\$0</b>    | <b>\$0</b>    | <b>\$0</b>   | <b>\$799</b>                    |





MTA

## 2019 - 2022 Transportation Improvement Program

Transit

### 5310 Capital & Operating - Mobility Mgmt.

**MPO ID** WT2019-04.3  
**Resp. Agency** MTA  
**Project Category** Transit  
**State** Maryland  
**CIP or CTP ID(s)** n/a

**Project Category** TIP  
**Functional Class** NA  
**County** MD Transit  
**Est. Total Cost** \$310  
**Prior Years Cost** \$110  
**Future Years Cost** \$0

**Description:**

Capital and Operating assistance for elderly and disabled transit services

**Limits:**

Areawide

**LRTP Relationship:**

Public Transit





MTA

## 2019 - 2022 Transportation Improvement Program

Transit

### 5310 Capital & Operating - Mobility Mgmt.

(Funding in Thousands)

#### Section 5310 - Transit

| Phase           | Prior Funds | FY 2019 Funds | FY 2020 Funds | FY 2021 Funds | FY 2022 Funds | FY 2023 Funds | FY 2024 Funds | Future Funds | Total Four-Year Funding Request |
|-----------------|-------------|---------------|---------------|---------------|---------------|---------------|---------------|--------------|---------------------------------|
| ENG             | \$0         | \$0           | \$0           | \$0           | \$0           | \$0           | \$0           | \$0          | \$0                             |
| ROW             | \$0         | \$0           | \$0           | \$0           | \$0           | \$0           | \$0           | \$0          | \$0                             |
| CON             | \$0         | \$0           | \$0           | \$0           | \$0           | \$0           | \$0           | \$0          | \$0                             |
| Transit         | \$88        | \$80          | \$0           | \$80          | \$0           | \$0           | \$0           | \$0          | \$248                           |
| MPO             | \$0         | \$0           | \$0           | \$0           | \$0           | \$0           | \$0           | \$0          | \$0                             |
| <b>Subtotal</b> | <b>\$88</b> | <b>\$80</b>   | <b>\$0</b>    | <b>\$80</b>   | <b>\$0</b>    | <b>\$0</b>    | <b>\$0</b>    | <b>\$0</b>   | <b>\$248</b>                    |



## 2019 - 2022 Transportation Improvement Program

### 5310 Capital & Operating - Mobility Mgmt.

(Funding in Thousands)

#### Local Funding - Washington County Transit

| Phase           | Prior Funds  | FY 2019 Funds | FY 2020 Funds | FY 2021 Funds | FY 2022 Funds | FY 2023 Funds | FY 2024 Funds | Future Funds | Total Four-Year Funding Request |
|-----------------|--------------|---------------|---------------|---------------|---------------|---------------|---------------|--------------|---------------------------------|
| ENG             | \$0          | \$0           | \$0           | \$0           | \$0           | \$0           | \$0           | \$0          | \$0                             |
| ROW             | \$0          | \$0           | \$0           | \$0           | \$0           | \$0           | \$0           | \$0          | \$0                             |
| CON             | \$0          | \$0           | \$0           | \$0           | \$0           | \$0           | \$0           | \$0          | \$0                             |
| Transit         | \$22         | \$20          | \$0           | \$20          | \$0           | \$0           | \$0           | \$0          | \$62                            |
| MPO             | \$0          | \$0           | \$0           | \$0           | \$0           | \$0           | \$0           | \$0          | \$0                             |
| <b>Subtotal</b> | <b>\$22</b>  | <b>\$20</b>   | <b>\$0</b>    | <b>\$20</b>   | <b>\$0</b>    | <b>\$0</b>    | <b>\$0</b>    | <b>\$0</b>   | <b>\$62</b>                     |
| <b>Total</b>    | <b>\$110</b> | <b>\$100</b>  | <b>\$0</b>    | <b>\$100</b>  | <b>\$0</b>    | <b>\$0</b>    | <b>\$0</b>    | <b>\$0</b>   | <b>\$310</b>                    |



MTA

## 2019 - 2022 Transportation Improvement Program

Transit

### Section 5310 - Operating

**MPO ID** WT2019-04.4

**Resp. Agency** MTA

**Project Category** Transit

**State** Maryland

**CIP or CTP ID(s)** n/a

**Description:**

Capital and Operating assistance to enhance services for elderly and disabled

**Project Category** TIP

**Functional Class** NA

**County** MD Transit

**Est. Total Cost** \$2,320

**Prior Years Cost** \$508

**Future Years Cost** \$0

**Limits:**

Areawide

**LRTP Relationship:**

Public Transit



**2019 - 2022 Transportation Improvement Program****Section 5310 - Operating**

(Funding in Thousands)

**Section 5310 - Transit**

| Phase           | Prior Funds  | FY 2019 Funds | FY 2020 Funds | FY 2021 Funds | FY 2022 Funds | FY 2023 Funds | FY 2024 Funds | Future Funds | Total Four-Year Funding Request |
|-----------------|--------------|---------------|---------------|---------------|---------------|---------------|---------------|--------------|---------------------------------|
| ENG             | \$0          | \$0           | \$0           | \$0           | \$0           | \$0           | \$0           | \$0          | \$0                             |
| ROW             | \$0          | \$0           | \$0           | \$0           | \$0           | \$0           | \$0           | \$0          | \$0                             |
| CON             | \$0          | \$0           | \$0           | \$0           | \$0           | \$0           | \$0           | \$0          | \$0                             |
| Transit         | \$254        | \$453         | \$0           | \$453         | \$0           | \$0           | \$0           | \$0          | \$1,160                         |
| MPO             | \$0          | \$0           | \$0           | \$0           | \$0           | \$0           | \$0           | \$0          | \$0                             |
| <b>Subtotal</b> | <b>\$254</b> | <b>\$453</b>  | <b>\$0</b>    | <b>\$453</b>  | <b>\$0</b>    | <b>\$0</b>    | <b>\$0</b>    | <b>\$0</b>   | <b>\$1,160</b>                  |



## Section 5310 - Operating

(Funding in Thousands)

### Local Funding - Washington County Transit

| Phase           | Prior Funds  | FY 2019 Funds | FY 2020 Funds | FY 2021 Funds | FY 2022 Funds | FY 2023 Funds | FY 2024 Funds | Future Funds | Total Four-Year Funding Request |
|-----------------|--------------|---------------|---------------|---------------|---------------|---------------|---------------|--------------|---------------------------------|
| ENG             | \$0          | \$0           | \$0           | \$0           | \$0           | \$0           | \$0           | \$0          | \$0                             |
| ROW             | \$0          | \$0           | \$0           | \$0           | \$0           | \$0           | \$0           | \$0          | \$0                             |
| CON             | \$0          | \$0           | \$0           | \$0           | \$0           | \$0           | \$0           | \$0          | \$0                             |
| Transit         | \$254        | \$453         | \$0           | \$453         | \$0           | \$0           | \$0           | \$0          | \$1,160                         |
| MPO             | \$0          | \$0           | \$0           | \$0           | \$0           | \$0           | \$0           | \$0          | \$0                             |
| <b>Subtotal</b> | <b>\$254</b> | <b>\$453</b>  | <b>\$0</b>    | <b>\$453</b>  | <b>\$0</b>    | <b>\$0</b>    | <b>\$0</b>    | <b>\$0</b>   | <b>\$1,160</b>                  |
| <b>Total</b>    | <b>\$508</b> | <b>\$906</b>  | <b>\$0</b>    | <b>\$906</b>  | <b>\$0</b>    | <b>\$0</b>    | <b>\$0</b>    | <b>\$0</b>   | <b>\$2,320</b>                  |



MTA

## 2019 - 2022 Transportation Improvement Program

Transit

### 5310 Capital & Operating - Minivan

**MPO ID** WT2019-04.5

**Resp. Agency** MTA

**Project Category** Transit

**State** Maryland

**CIP or CTP ID(s)** n/a

**Description:**

Capital and operating assistance for elderly and disabled transit services

**Project Category** TIP

**Functional Class**

**County**

**Est. Total Cost** \$350

**Prior Years Cost** \$0

**Future Years Cost** \$0

**Limits:**

**LRTP Relationship:**

Public Transit

No Map  
Available

**2019 - 2022 Transportation Improvement Program****5310 Capital & Operating - Minivan**

(Funding in Thousands)

**Section 5310 - Transit**

| Phase           | Prior<br>Funds | FY 2019<br>Funds | FY 2020<br>Funds | FY 2021<br>Funds | FY 2022<br>Funds | FY 2023<br>Funds | FY 2024<br>Funds | Future<br>Funds | Total Four-Year<br>Funding<br>Request |
|-----------------|----------------|------------------|------------------|------------------|------------------|------------------|------------------|-----------------|---------------------------------------|
| ENG             | \$0            | \$0              | \$0              | \$0              | \$0              | \$0              | \$0              | \$0             | \$0                                   |
| ROW             | \$0            | \$0              | \$0              | \$0              | \$0              | \$0              | \$0              | \$0             | \$0                                   |
| CON             | \$0            | \$0              | \$0              | \$0              | \$0              | \$0              | \$0              | \$0             | \$0                                   |
| Transit         | \$0            | \$280            | \$0              | \$0              | \$0              | \$0              | \$0              | \$0             | \$280                                 |
| MPO             | \$0            | \$0              | \$0              | \$0              | \$0              | \$0              | \$0              | \$0             | \$0                                   |
| <b>Subtotal</b> | <b>\$0</b>     | <b>\$280</b>     | <b>\$0</b>       | <b>\$0</b>       | <b>\$0</b>       | <b>\$0</b>       | <b>\$0</b>       | <b>\$0</b>      | <b>\$280</b>                          |





## 2019 - 2022 Transportation Improvement Program

### 5310 Capital & Operating - Minivan

(Funding in Thousands)

#### Local Match

| Phase           | Prior Funds | FY 2019 Funds | FY 2020 Funds | FY 2021 Funds | FY 2022 Funds | FY 2023 Funds | FY 2024 Funds | Future Funds | Total Four-Year Funding Request |
|-----------------|-------------|---------------|---------------|---------------|---------------|---------------|---------------|--------------|---------------------------------|
| ENG             | \$0         | \$0           | \$0           | \$0           | \$0           | \$0           | \$0           | \$0          | \$0                             |
| ROW             | \$0         | \$0           | \$0           | \$0           | \$0           | \$0           | \$0           | \$0          | \$0                             |
| CON             | \$0         | \$0           | \$0           | \$0           | \$0           | \$0           | \$0           | \$0          | \$0                             |
| Transit         | \$0         | \$70          | \$0           | \$0           | \$0           | \$0           | \$0           | \$0          | \$70                            |
| MPO             | \$0         | \$0           | \$0           | \$0           | \$0           | \$0           | \$0           | \$0          | \$0                             |
| <b>Subtotal</b> | <b>\$0</b>  | <b>\$70</b>   | <b>\$0</b>    | <b>\$0</b>    | <b>\$0</b>    | <b>\$0</b>    | <b>\$0</b>    | <b>\$0</b>   | <b>\$70</b>                     |
| <b>Total</b>    | <b>\$0</b>  | <b>\$350</b>  | <b>\$0</b>    | <b>\$0</b>    | <b>\$0</b>    | <b>\$0</b>    | <b>\$0</b>    | <b>\$0</b>   | <b>\$350</b>                    |